

SPECTRUM®

Phonics


GRADE

1






Focused Practice for Phonics Mastery

- Ending sounds
- Consonant pairs
- Long and short vowel sounds
- Vowel pairs
- Answer key

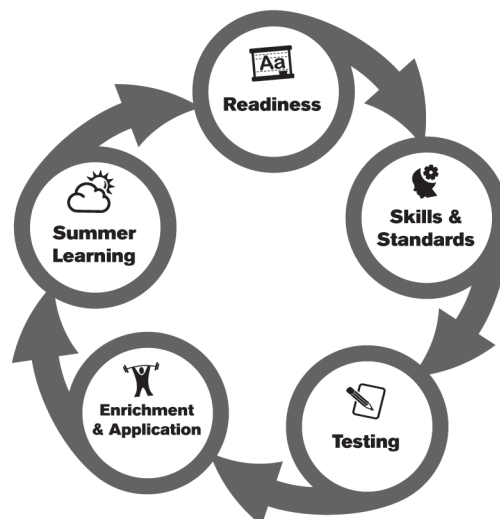


Support your child's educational journey throughout the year!

For over 40 years, Carson Dellosa has provided quality educational products that help children excel at school and home.

				
Readiness	Skills & Standards	Testing	Enrichment & Application	Summer Learning
Preparing your child for the upcoming school year	Supporting your child with subject- and skill-based practice	Providing your child with the essential skills and strategies for test-day success	Extending your child's learning with real-world applications	Keeping your child's skills sharp all summer long

**Carson Dellosa—your partner in education
from PreK through 8th grade**





Phonics

Grade 1

Spectrum®

An imprint of Carson Dellosa Education
Greensboro, North Carolina

Spectrum®
An imprint of Carson Dellosa Education
P.O. Box 35665
Greensboro, NC 27425 USA

© 2015 Carson Dellosa Education. Except as permitted under the United States Copyright Act, no part of this publication may be reproduced, stored, or distributed in any form or by any means (mechanically, electronically, recording, etc.) without the prior written consent of Carson Dellosa Education. Spectrum® is an imprint of Carson Dellosa Education.

ISBN 978-1-4838-1509-1

Table of Contents

Index of Skills	4
Consonants Review: B and C	5
Consonants Review: D and F	6
Consonants Review: G and H	7
Consonants Review: J and K	8
Consonants Review: L and M	9
Consonants Review: N and P	10
Consonants Review: Q and R	11
Consonants Review: S and T	12
Consonants Review: V and W	13
Consonants Review: Y and Z	14
Review: Ending Sounds	15
Consonant Review	18
Short a	19
Short e	23
Review: Short a and Short e	27
Short i	28
Short o	32
Review: Short i and Short o	36
Short u	37
Review: Short Vowels	41
Long a	46
Long i	50
Review: Long a and Long i	54

Long o	55
Long u	59
Review: Long o and Long u	63
Review: Long Vowels	64
Review: Short and Long Vowels	73
Consonant Blends With S	80
Review: Consonant Blends With S	84
Consonant Blends With L	85
Review: Consonant Blends With L	89
Consonant Blends With R	90
Review: Consonant Blends With R	94
Final Blends With S	95
Review: Final Blends With S	97
Review: Consonant Blends	98
Vowel Pairs: AI and AY	99
Vowel Pairs: EE and EA	100
Review: Vowel Pairs With A and E	101
Vowel Pairs: OA and OW	102
Vowel Pairs: OO	103
Review: Vowel Pairs With OA , OO , OW	106
Y as Long i	107
Y as Long e	108
Review: The Sounds of Y	109
Review: Vowel Pairs and Sounds of Y	110
Consonant Pairs: CH and SH	111

Consonant Pairs: TH and WH	113
Consonant Pairs Endings: CH , SH , and TH	115
Consonant Pair: NG	117
Review: Consonant Pairs	119
Letters and Their Sounds	121
Practice Pages	124
Answer Key	128

Index of Skills

Phonics Grade I

Numerals indicate the exercise pages on which these skills appear.

Auditory Skills

Associate sounds with letters—*all activities*

Discriminate initial sounds—5, 6, 7, 8, 9, 10, 11, 12, 13, 14, 80, 81, 82, 83, 85, 86, 87, 90, 91, 92, 93, 111, 114

Discriminate final sounds—15, 16, 17, 95, 96, 97, 115, 116, 117

Discriminate vowel sounds—19, 20, 21, 22, 23, 24, 25, 26, 27, 28, 29, 30, 31, 32, 33, 34, 35, 36, 37, 38, 39, 40, 41, 42, 43, 44, 45, 46, 47, 48, 49, 50, 51, 52, 53, 54, 55, 56, 57, 58, 59, 60, 61, 62, 63, 64, 65, 66, 67, 68, 69, 70, 71, 72, 73, 74, 75, 76, 77, 78, 79, 99, 100, 101

Following directions—*all activities*

Recognize rhyming words—48, 52, 57, 67, 101

Visual Skills

Discriminate letters—5, 6, 7, 8, 9, 10, 11, 12, 13, 14, 44, 71, 82, 83, 92, 93, 96, 113, 116

Discriminate pictures/identify objects—5, 6, 7, 8, 9, 10, 11, 12, 13, 14, 15, 16, 17, 18, 19, 20, 21, 22, 23, 24, 25, 26, 27, 28, 29, 30, 31, 32, 33, 34, 35, 36, 37, 38, 39, 40, 41, 42, 43, 45, 46, 47, 48, 49, 50, 51, 52, 53, 54, 55, 56, 57, 58, 59, 60, 61, 62, 63, 64, 65, 66, 67, 68, 69, 70, 72, 73, 74, 76, 78, 79, 80, 81, 82, 83, 84, 85, 86, 87, 89, 90, 91, 92, 93, 94, 95, 96, 97, 98, 99, 100, 101, 102, 103, 104, 106, 107, 108, 110, 111, 112, 113, 114, 115, 116, 117, 118, 120

Discriminate words—21, 22, 25, 26, 30, 31, 34, 39, 40, 41, 43, 45, 47, 48, 49, 51, 52, 53, 54, 56, 58, 60, 61, 62, 63, 65, 66, 67, 69, 70, 72, 73, 74, 75, 76, 78, 84, 88, 89, 94, 97, 98, 99, 100, 102, 104, 105, 106, 107, 108, 109, 110, 112, 114, 118, 119, 120, 121

Writing Skills

Write letters—5, 6, 7, 8, 9, 10, 11, 12, 13, 14, 17, 18, 20, 24, 27, 29, 33, 36, 38, 42, 64, 82, 83, 87, 92, 93, 96, 103, 113, 117

Write words—22, 26, 31, 35, 40, 43, 45, 48, 49, 52, 53, 54, 57, 58, 61, 62, 63, 66, 67, 69, 70, 74, 76, 77, 78, 79, 84, 89, 94, 97, 98, 100, 101, 103, 106, 107, 108, 110, 114, 120

Write sentences—72, 77, 107, 108, 114, 116

Consonant Letters and Sounds

b—5, 16

c—5, 18

d—6, 16, 17, 18

f—6, 16, 18

g—7, 17, 18

h—7

j—8

k—8, 16, 17, 18

l—9, 17, 85, 86, 87, 88, 89

m—9, 16, 17

n—10, 17, 18

p—10, 17

q—11

r—11, 17, 90, 91, 92, 93, 94

s—12, 17, 80, 81, 82, 83, 84, 95, 96, 97

t—12, 17

v—13, 18

w—13, 18

x—18

y—14

z—14

Short Vowels

a—19, 20, 21, 22, 27, 41, 42, 43, 44, 45, 47, 73, 74, 75, 76, 78, 79, 99, 101, 110

e—23, 24, 25, 26, 27, 41, 42, 43, 44, 45, 73, 74, 75

i—28, 29, 30, 31, 36, 41, 42, 43, 44, 45, 51, 73, 74, 75, 79

o—32, 33, 34, 35, 36, 41, 42, 43, 44, 45, 56, 74, 75, 76

u—37, 38, 39, 40, 41, 42, 43, 44, 45, 60, 74, 75, 76, 78, 79

Long Vowels

a—46, 47, 48, 49, 54, 64, 65, 66, 67, 68, 69, 70, 71, 72, 73, 74, 75, 76, 78, 79

e—100, 101, 108, 109, 110

i—50, 51, 52, 53, 54, 64, 65, 66, 67, 68, 69, 70, 71, 72, 73, 74, 75, 76, 78, 79, 107, 109, 110

o—55, 56, 57, 58, 63, 64, 65, 66, 67, 68, 69, 70, 71, 72, 73, 74, 75, 102, 106

u—59, 60, 61, 62, 63, 64, 65, 66, 67, 68, 69, 70, 71, 72, 73, 74, 75, 79

y—107, 108, 109, 110

Other Vowel Sounds

oo—103, 104, 106, 110

Consonant Blends—80, 81, 82, 83, 84, 85, 86, 87, 88, 89, 90, 91, 92, 93, 94, 95, 96, 97, 98

Consonant Pairs—111, 112, 113, 114, 115, 116, 117, 118, 119, 120

Name _____

Consonants Review: B and C

Directions: Say the name of each picture. Circle the letter that shows the beginning sound of each picture name.



c r b



b c t



p s c



b s k




c d n

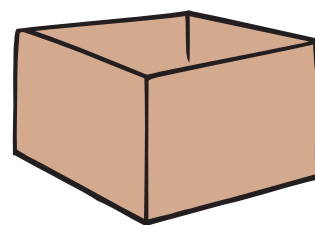


w b t

Directions: Say the name of each picture. Write the letter that shows the beginning sound of each picture name.








Name _____

Consonants Review: D and F

Directions: Say the name of each picture. Circle the letter that shows the beginning sound of each picture name.




f g h



b f x




c h d



c d k



s m d




f n p

Directions: Say the name of each picture. Write the letter that shows the beginning sound of each picture name.









Name _____

Consonants Review: G and H


Directions: Say the name of each picture. Circle the letter that shows the beginning sound of each picture name.



h j m



g h k




g h m



f g r




f g h



g k t

Directions: Say the name of each picture. Write the letter that shows the beginning sound of each picture name.








Name _____

Consonants Review: J and K


Directions: Say the name of each picture. Circle the letter that shows the beginning sound of each picture name.




k l m



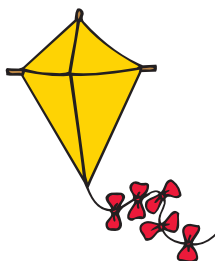
h j r



k g r



t v j




h k t



g r k

Directions: Say the name of each picture. Write the letter that shows the beginning sound of each picture name.



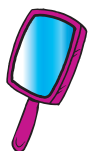




Name _____

Consonants Review: L and M

Directions: Say the name of each picture. Circle the letter that shows the beginning sound of each picture name.



r m c




z d l



l m p



m s t





p q m




g r l

Directions: Say the name of each picture. Write the letter that shows the beginning sound of each picture name.








Name _____

Consonants Review: N and P

Directions: Say the name of each picture. Circle the letter that shows the beginning sound of each picture name.



m n t



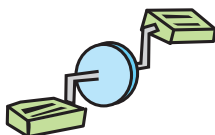
p c t



g m n



b n p



d l p

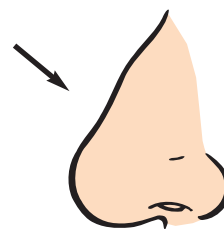


n s t

Directions: Say the name of each picture. Write the letter that shows the beginning sound of each picture name.








Name _____

Consonants Review: Q and R

Directions: Say the name of each picture. Circle the letter that shows the beginning sound of each picture name.



c r b




f r g



q t w



x l q




g v r



p b r

Directions: Say the name of each picture. Write the letter that shows the beginning sound of each picture name.



Name _____

Consonants Review: S and T

Directions: Say the name of each picture. Circle the letter that shows the beginning sound of each picture name.



s t p




b c t



p s c



t r l




s t w



w z s

Directions: Say the name of each picture. Write the letter that shows the beginning sound of each picture name.







Name _____

Consonants Review: V and W


Directions: Say the name of each picture. Circle the letter that shows the beginning sound of each picture.



v w n



w y m



n p v



b w c




s z v



h w t

Directions: Say the name of each picture. Write the letter that shows the beginning sound of each picture name.








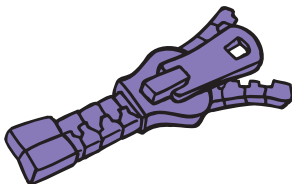
Name _____

Consonants Review: Y and Z

Directions: Say the name of each picture. Circle the letter that shows the beginning sound of each picture name.



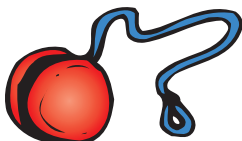
v y n



w y z



y p v



b w y





s z v



y w t

Directions: Say the name of each picture. Write the letter that shows the beginning sound of each picture.















Name _____

Review: Ending Sounds

Directions: Say the name of each picture. Circle the two pictures in each row whose names end with the same sound.




Name _____


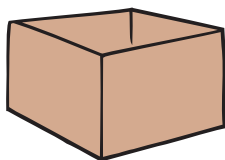
Review: Ending Sounds

Directions: Say the name of each picture. Circle the pictures in each row whose names have the same ending sound as the letter at the beginning of the row.

m




d





f



b




k



Name _____

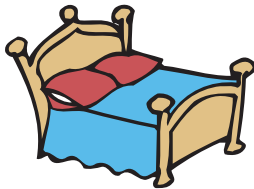
Review: Ending Sounds


Directions: Say the name of each picture. Write the letter that shows the **ending** sound for each picture name.













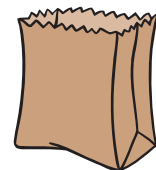












Name _____

Consonant Review

Directions: Say the name of each picture. Write the missing letter for each picture name.



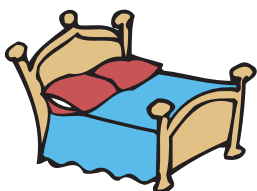
fro



ig



an



be



ug




ca



an



boo

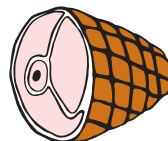





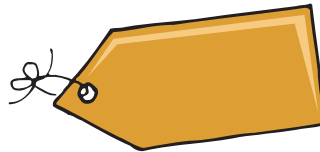
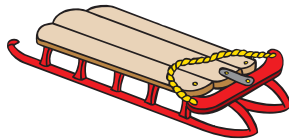






we

Name _____

Short a

Directions: Say the name of each picture. Draw an **X** through each picture whose name does **not** have the short **a** sound.



Name _____


Short a

Directions: Say the name of each picture. Write the letter **a** below each picture whose name has the short **a** sound.















Directions: Say the name of each picture. Write the letter **a** to complete each word.








Name _____

Short a

Directions: Say the name of each picture. Draw lines to match each picture with its name.



van

hat

bag

ant

pan

cap

map

apple

tag

lamp

Name _____


Short a

Directions: Say the name of each picture. Write a word from the Word Box that names each picture.

stamp

pan

can



Directions: Write a word from the Word Box to complete each sentence.

hat

sat

man

1. Our dog _____ on the mat.






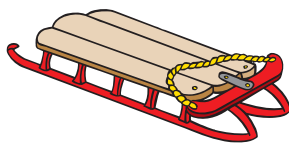

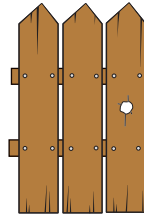

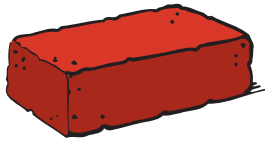
2. That _____ is my dad.

3. I like my new _____.

Name _____

Short e


Directions: Say the name of each picture. Draw an **X** through each picture that does **not** have the short **e** sound.

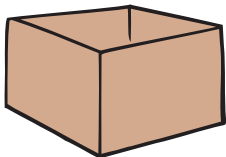


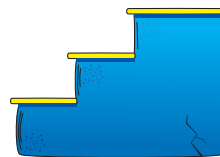
Name _____

Short e


Directions: Say the name of each picture. Write the letter **e** below each picture that has the short **e** sound.









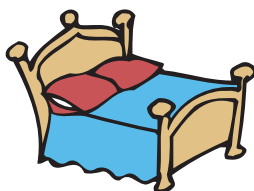




Directions: Say the name of each picture. Write the letter **e** to complete each word.



v st



b d



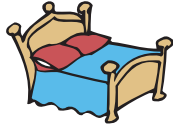


b lt

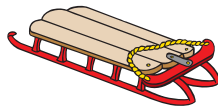
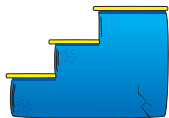

Name _____

Short e

Directions: Say the name of each picture. Draw lines to match each picture with its name.



10



desk

hen

bell

ten

bed

sled

fence

well

check

step

Name _____

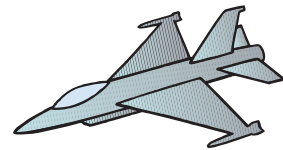
Short e

Directions: Say the name of each picture. Write a word from the Word Box that names each picture.

egg

net

jet



Directions: Write a word from the Word Box to complete each sentence.

bed

hen

beg

1. The _____ sat on an egg.

2. It is time for _____.

3. My dog can _____.

Name _____

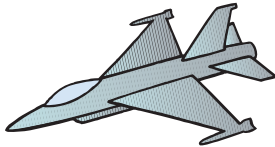
Review: Short a and Short e

Directions: Write the letter that shows the short vowel sound for each picture name.





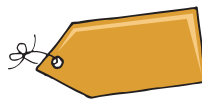

















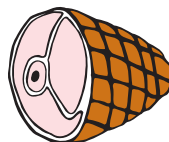




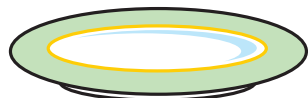
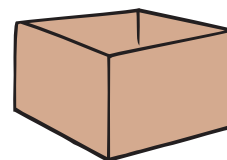

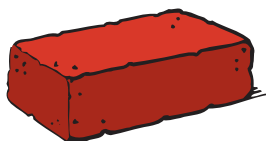




Name _____

Short i

Directions: Say the name of each picture. Draw an **X** through each picture that does **not** have the short i sound.




Name _____

Short i

Directions: Say the name of each picture. Write the letter **i** below each picture that has the short **i** sound.
















Directions: Say the name of each picture. Write the letter **i** to complete each word.







p g

l ps

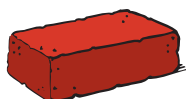

l d

Name _____

Short i

Directions: Say the name of each picture. Draw lines to match each picture with its name.

6



win

hit

six

mix

dig

milk

bib

brick

mitt

fish

Name _____


Short i

Directions: Say the name of each picture. Write a word from the Word Box that names each picture.

fish

lips

wig



Directions: Write a word from the Word Box to complete each sentence.

hit

pig

lid

1. Put the _____ on the pan.


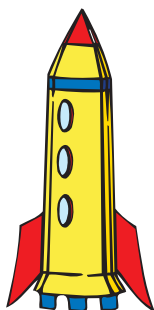

2. The _____ is in its pen.

3. Jan _____ the ball.

Name _____

Short o

Directions: Say the name of each picture. Draw an **X** through each picture that does **not** have the short **o** sound.



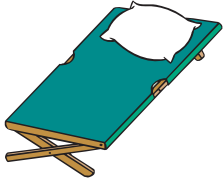
10



Name _____


Short o


Directions: Say the name of each picture. Write the letter **o** below each picture that has the short **o** sound.














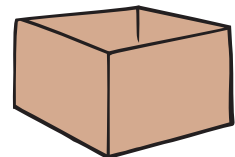
Directions: Say the name of each picture. Write the letter **o** to complete each word.



f x



m p

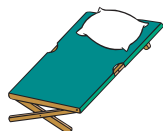



b x

Name _____

Short o

Directions: Say the name of each picture. Draw lines to match each picture with its name.



cob

ox

pop

hot

hop

log

top

clock

rod

cot

Name _____


Short o

Directions: Say the name of each picture. Write a word from the Word Box that names each picture.

doll

log

ox



Directions: Write a word from the Word Box to complete each sentence.

fox

hop

hot

1. Watch the bunny _____.

2. The pot is _____.


3. See the red _____.

Name _____

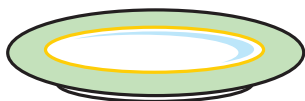
Review: Short i and Short o

Directions: Write the letter that shows the short vowel sound for each picture name.

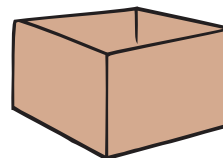






















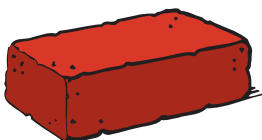









Name _____

Short u

Directions: Say the name of each picture. Draw an **X** through each picture that does **not** have the short **u** sound.



Name _____

Short u

Directions: Say the name of each picture. Write the letter **u** below each picture that has the short **u** sound.













Directions: Say the name of each picture. Write the letter **u** to complete each word.



h _ g



m _ d





r _ n

Name _____

Short u

Directions: Say the name of each picture. Draw lines to match each picture with its name.



pup

cut

bug

hug

sun

nut

mug

bun

tub

Name _____



Short u

Directions: Say the name of each picture. Write a word from the Word Box that names each picture.

rug

tub

sun



Directions: Write a word from the Word Box to complete each sentence.

bus

bun

hug

1. I ride the _____.


2. I _____ the baby.

3. I ate the _____.

Name _____

Review: Short Vowels

Directions: Say the name of each picture. Draw lines to match each picture with its name.



sled

sock

tub

cat

hen

bug

well

hit

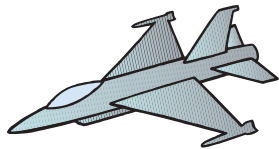
map


hop

Name _____

Review: Short Vowels

Directions: Say the name of each picture. Write the letter that shows the short vowel sound for each picture name.














Directions: Say the name of each picture. Write the short vowel sound that completes each word.



h nd



 gg



m d

Name _____




Review: Short Vowels

Directions: Say the name of each picture. Write a word from the Word Box that names each picture.

cot

bug

pan



Directions: Write a word from the Word Box to complete each sentence.

fish

bat

sled

1. I ride a _____.

2. The _____ is in the net.

3. Hit the ball with the _____.

Name _____

Review: Short Vowels

Directions: Draw a picture of things whose names contain the short vowel sounds of the letters below.

a

e

i

o


u

Name _____

Review: Short Vowels

Directions: Write the word from the Word Box that names each picture.


man mud pig egg log hen ax mix pot





















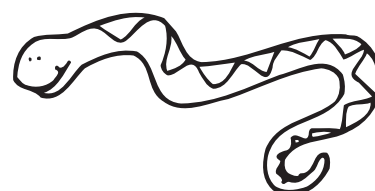

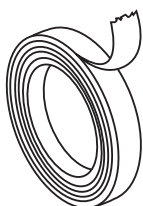
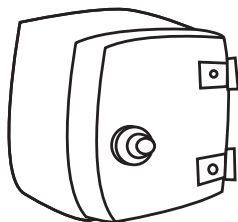
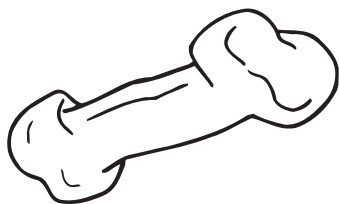


Name _____

Long a

Directions: Say the name of each picture. Color each picture whose name has the long **a** sound.





game



Name _____

Long a and Short a

Directions: Say the name of each picture. Draw lines to match each picture with its name.



wave

crab

cave

grapes

cap

rake

ham

lamp


cane

van

Name _____

Long a

Directions: Write the word that rhymes with each long **a** word.




rake





cave





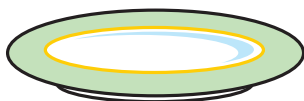
tape



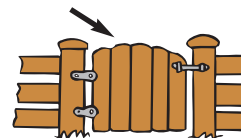


mane





plate



Name _____

Long a

Directions: Write a word from the Word Box to complete each sentence.

game

tape

vase

rake

cage

ape

1. I put _____ on the present.




2. Mom set the _____ on the table.



3. We saw an _____ at the zoo.




4. The bird flew out of the _____.



5. Let's play a _____.



6. Dad gave me the _____.



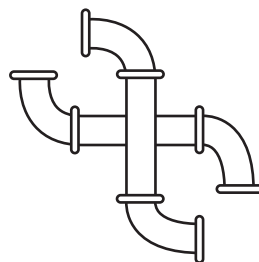





Name _____

Long i

Directions: Say the name of each picture. Color each picture whose name has the long **i** sound.




dime



Name _____

Long i and Short i


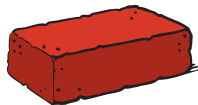

Directions: Say the name of each picture. Draw lines to match each picture with its name.



6



9



dime

wire

dig

ride

six

bib

fish

brick

dive

nine

Name _____

Long i

Directions: Write the word that rhymes with each long i word.



hive



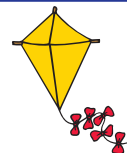


tire





bite





pine





slide



Name _____

Long i

Directions: Write a word from the Word Box to complete each sentence.

kite

nine

dive

bike


hive

bite

1. I went down the slide _____ times.

9

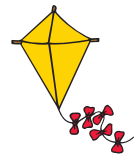
2. Don't go near the bee's _____!



3. I like to ride my yellow _____.




4. Can you fly a _____?



5. Take a _____ of the pizza.



6. I _____ into the water.




Name _____

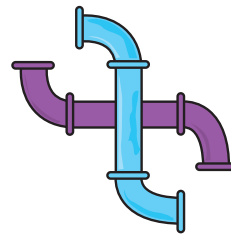
Review: Long a and Long i

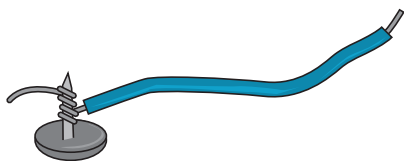
Directions: Write the word from the Word Box that names each picture.

cave pine wire tape rake pipes vase fire five












5



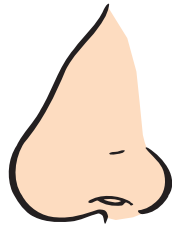




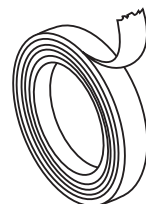

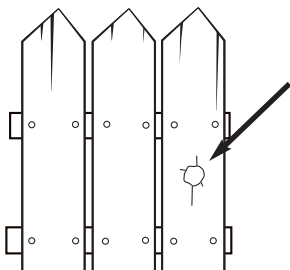

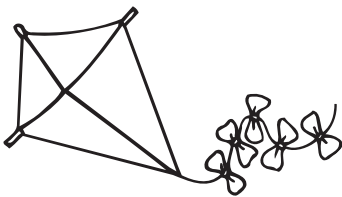


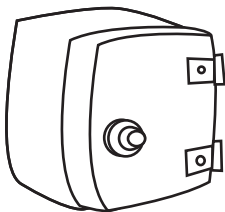
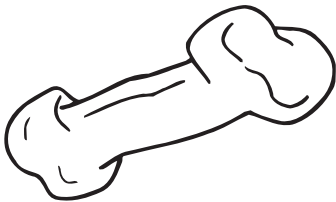
Name _____

Long o

Directions: Say the name of each picture. Color each picture whose name has the long **o** sound.




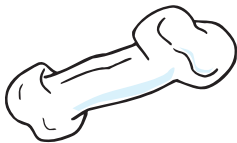

nose



Name _____

Long o and Short o

Directions: Say the name of each picture. Draw lines to match each picture with its name.



pop

hose

hop

pot

note

bone

cot

pole


fox

top

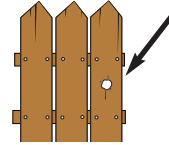
Name _____

Long o

Directions: Write the word that rhymes with each long o word.



pole





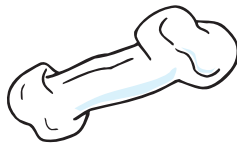
hose






coat





bone





globe



Name _____

Long o

Directions: Write a word from the Word Box to complete each sentence.

note

bone

nose

hose


rose

pole

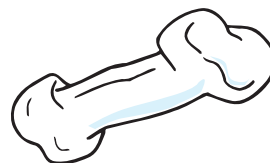
1. Can you sing that _____?



2. Dad gave Mom a red _____.




3. Give the dog a _____.



4. I water the garden with the _____.



5. The bird sits on the _____.




6. The ball hit my _____.



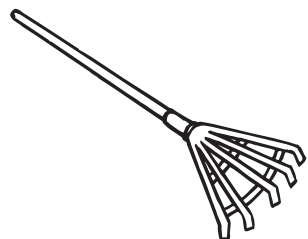

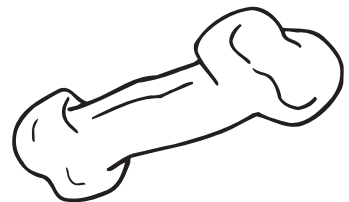


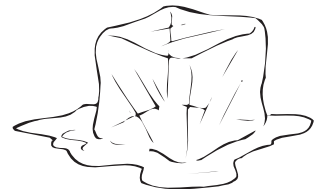

Name _____

Long u

Directions: Say the name of each picture. Color each picture whose name has the long **u** sound.




mule



Name _____

Long u and Short u

Directions: Say the name of each picture. Draw lines to match each picture with its name.



mug

mule

tune

tube

bus

flute

mud

rug

tub

bug

Name _____

Long u

Directions: Say the name of each picture. Write a word from the Word Box that names each picture.

tube


ruler

cube


mule


tune

flute













Name _____

Long u

Directions: Write a word from the Word Box to complete each sentence.

ruler

mule


tube

cube

tune

flute

1. Tanya saw a _____ at the farm.



2. Steve sings a _____.




3. Becca plays the _____.



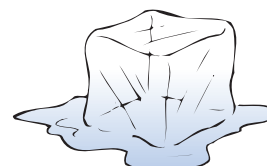
4. Where is my _____?



5. I found my _____ of toothpaste.



6. I put a _____ of ice in my cup.




Name _____

Review: Long o and Long u


Directions: Say the name of each picture. Write the word from the Word Box that names each picture.

mule hose tune cube cone pole tube robe note






















Name _____

Review: Long Vowels


Directions: Say the name of each picture. Write **a**, **i**, **o**, or **u** to show the vowel sound in each picture name.









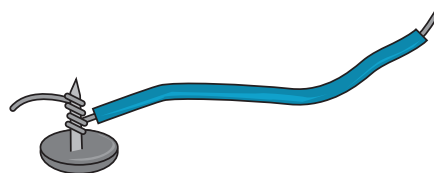













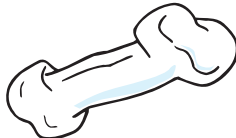

Name _____

Review: Long Vowels

Directions: Say the name of each picture. Draw lines to match each picture with its name.



5



flute

cube

cone

tube

bike

tape

mule

bone

rake

five

Name _____

Review: Long Vowels

Directions: Write the word from the Word Box that names each picture.

pine
hole

game
nine

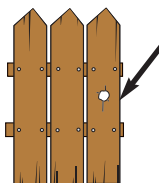


wave
dive

ride
tune

tape
robe

tube
cube

9



Name _____

Review: Long Vowels

Directions: Write a word that rhymes with each word below.

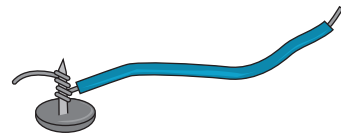


cape





tire





rose





cube






lake



Name _____

Review: Long Vowels

Directions: Help Fido find his bone. Draw a line along the path of pictures whose names all have long vowel sounds.



Name _____

Review: Long Vowels

Directions: Write a word from the Word Box to complete each sentence.

mule

bike


kite

robe


game

rose

1. The _____ kicked its feet.




2. Nathan plays a _____.



3. Michelle has on a _____.



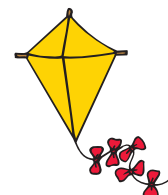
4. The _____ is in the vase.



5. Debra rides a _____.



6. The _____ is in the sky.



Name _____

Review: Long Vowels

Directions: Write a word from the Word Box to complete each sentence.

cape

bone

vine

tune


rope

mule

1. My brother has on a _____.



2. My sister rides a _____.




3. The _____ grows on the ground.



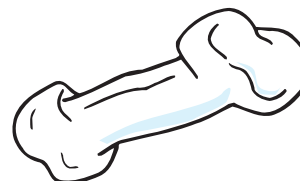
4. Trevor plays a _____.



5. The _____ is in the garage.



6. The dog has a _____.



Name _____

Review: Long Vowels

Directions: Draw a picture of things whose names contain the long vowel sounds of the letters below.

A

I

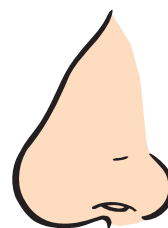

O

U

Name _____

Review: Long Vowels

Directions: Write a sentence using each word that is pictured below.





Name _____

Review: Short and Long Vowels

Directions: Say the name of each picture. Draw lines to match each picture with its name.



5



rose

five

bib

tube

fan

belt

gate

hat

pot

cane

Name _____

Review: Short and Long Vowels

Directions: Say the name of each picture. Write the word from the Word Box that names each picture below.

bun
ten


cube
dive

milk
cave

man
pine

desk
hose


fox
cob
























10

Name _____

Review: Short and Long Vowels

Directions: Draw a picture of what each word names below.

jet	mane	nose
hop	pen	fire
lake	bus	mule
pig	kite	bat

Name _____

Review: Short and Long Vowels

Directions: Write a word from the Word Box to complete each sentence.

cub

cave

can

bike

box

hive

1. The _____ is a baby bear.



2. The bear sleeps in a _____.



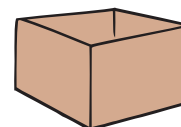
3. Soup comes in a _____.




4. I ride my _____.



5. We put our toys away in the _____.



6. The bee is in the _____.



Name _____

Review: Short and Long Vowels

Directions: Write 6 words that have a **short** vowel sound.

_____	_____	_____
_____	_____	_____
_____	_____	_____
_____	_____	_____
_____	_____	_____

Directions: Write 6 words that have a **long** vowel sound.

_____	_____	_____
_____	_____	_____
_____	_____	_____
_____	_____	_____
_____	_____	_____

Directions: Write a sentence using two words from your lists above. Choose one word that has a **short** vowel sound and one word that has a **long** vowel sound.

Name _____

Review: Short and Long Vowels

Directions: Write a word from the Word Box to complete each sentence.

cane

kite


tape

tub

rug

cap

1. Grandpa uses a _____.




2. Dad has the _____.



3. Take a bath in the _____.



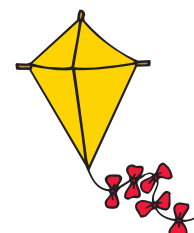
4. The cat sleeps on the _____.



5. Please wear your _____ outside.



6. My cousins fly a _____.



Name _____

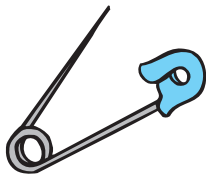
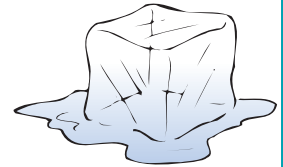
Review: Short and Long Vowels

Directions: Make a new word by adding the letter **e** to each word below.



cub

cube




pin




man



cut





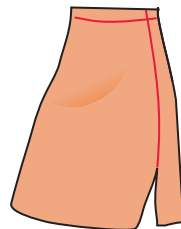


can



Name _____

Consonant Blends With S





Directions: Say the name of each picture. Draw lines to match the pictures that have the same beginning blend.



Name _____

Consonant Blends With S

Directions: Say the name of each picture. Circle the pictures in each row that have the same beginning blend.



Name _____

Consonant Blends With S


Directions: Say the name of each picture. Write the **s** blend that completes each word.

sk

sl

sm

sp



____ ile



____ ate




____ ide




____ ip




____ in



____ ell



____ ed



____ ill



____ oon

Name _____

Consonant Blends With S

Directions: Say the name of each picture. Write the **s** blend that completes each word.

sc

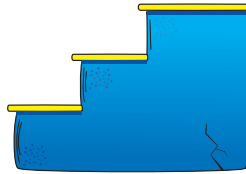
sn

st

sw



im



eps



ale



ail



arf




eep



one



ow



ake

Name _____

Review: Consonant Blends With S

Directions: Say the name of each picture. Write the word from the Word Box that names each picture.

stone

slide

spider

star

skate

scale

spill

snail

steps


sweater

smoke

smile








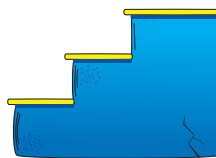
















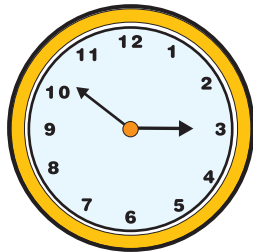





Name _____

Consonant Blends With L



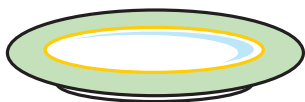
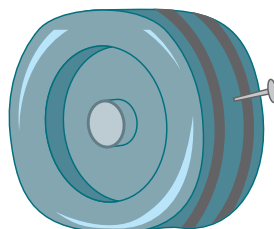
Directions: Say the name of each picture. Draw lines to match the pictures whose names have the same beginning blend.



Name _____

Consonant Blends With L

Directions: Say the name of each picture. Circle the pictures in each row whose names have the same beginning blend.



Name _____

Consonant Blends With L

Directions: Say the name of each picture. Write the **l** blend that completes each word.

bl

cl

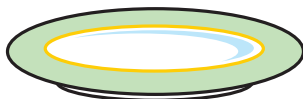
fl

gl

pl



ade




ate



ap



own




ag



obe



ame



ug



ant

Name _____

Consonant Blends With L

Directions: Draw a picture of what each word names below.

glass

plane

flag

plant

clam

globe

class

flute

plate

glad

flower

blanket

Name _____

Review: Consonant Blends With L

Directions: Say the name of each picture. Write the word from the Word Box that names each picture.

clam

clock

glass

globe

flat

class

blow

clip

plant

plane

plum

flute

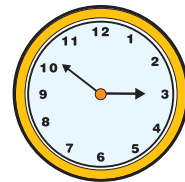


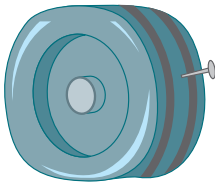









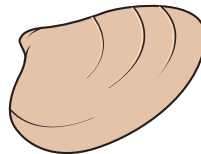



















Name _____

Consonant Blends With R

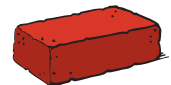
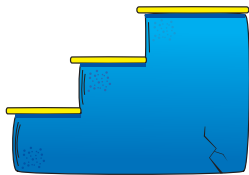







Directions: Say the name of each picture. Draw lines to match the pictures whose names have the same beginning blend.



Name _____

Consonant Blends With R

Directions: Say the name of each picture. Circle the pictures in each row whose names have the same beginning blend.



Name _____

Consonant Blends With R


Directions: Say the name of each picture. Write the r blend that completes each word.

br

cr

dr

fr




og




ab




ill




ide




uit



ame



ip



own



ead

Name _____

Consonant Blends With R

Directions: Say the name of each picture. Write the **r** blend that completes each word.

gr

pr

tr



ill



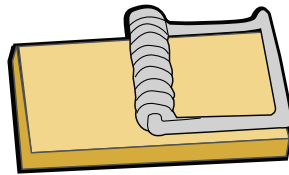
apes



ize




ip




ap



in



aze



ain



esent

Name _____

Review: Consonant Blends With R

Directions: Say the name of each picture. Write the word from the Word Box that names each picture.

crayon

braid

brush

dress

grass

broom

trip





frame

prize

drum

bride

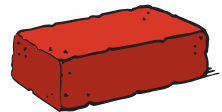
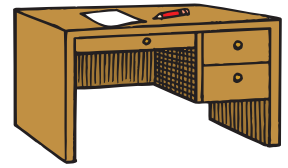
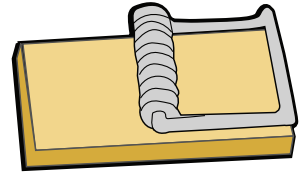


truck



Name _____

Final Blends With S

Directions: Say the name of each picture. Circle the pictures in each row whose names have the same ending blend.




Name _____

Final Blends With S

Directions: Say the name of each picture. Write the final **s** blend that completes each word.

sk


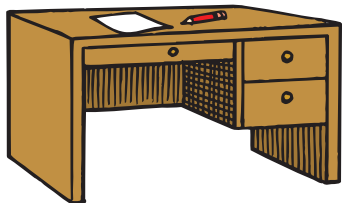
st



cru

ve



ca



de

li

tu



ma

fi


che

Name _____


Review: Final Blends With S

Directions: Say the name of each picture. Write the word from the Word Box that names each picture.

cast tusk desk mask nest vest fist crust list




















Name _____

Review: Consonant Blends

Directions: Say the name of each picture. Write the word from the Word Box that names each picture.

desk

vest

smoke

plate

slide

grapes

flag




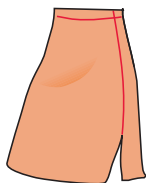
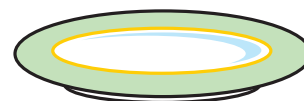




broom

train

drip

skirt


stamp



Name _____

Vowel Pairs: AI and AY

The vowel pairs **ai** and **ay** make the sound of long **a**.

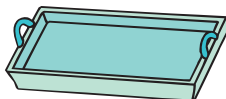

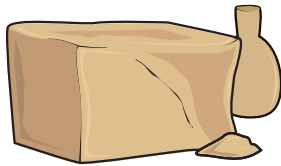


train



hay

Directions: Say the name of each picture. Draw lines to match each picture with its name.



tail

sail

tray

clay

rain

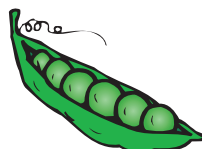
Name _____

Vowel Pairs: EE and EA

The vowel pairs **ee** and **ea** make the sound of long **e**.



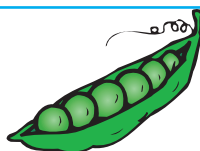
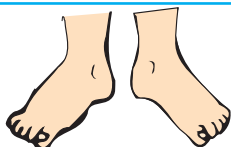
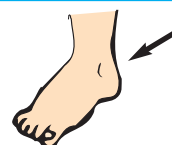
bee



bean

Directions: Say the name of each picture. Write a word from the Word Box that names each picture.

meat seat feet tea leaf heel seal beak peas



Name _____

Review: Vowel Pairs With A and E

Directions: Say the name of each picture. Write a word that rhymes with each word on the left.




pail





bee



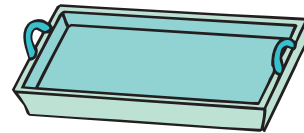


train






hay





snail




Name _____

Vowel Pairs: OA and OW

The vowel pairs **oa** and **ow** make the sound of long **o**.




coat



window

Directions: Say the name of each picture. Draw lines to match each picture with its name.



float

goat

bowl

snow

soap

crow

Name _____

Vowel Pairs: OO

The vowel pair **oo** makes the sound you hear in the middle of the word **moon**.



moon

Directions: Write the missing letters **oo** for each word.



m _ _ se



sp _ _ n



b _ _ t



br _ _ m



rac _ _ n



_ z _ _

Name _____

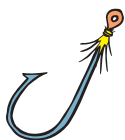
Vowel Pairs: OO

The vowel pair **oo** makes another sound. It is the sound you hear in the middle of the word **book**.



book

Directions: Say the name of each picture. Draw lines to match each picture to its name.



brook

hook

hood

football

foot

wood

Name _____

Vowel Pairs: OO

Directions: Each of the words below have the vowel pair **oo**. Draw a picture of each word.

food

foot

zoo

moose

spool

hook

stool

pool

broom

tooth

boot

roof

Name _____

Review: Vowel Pairs With OA, OO, OW

Directions: Say the name of each picture. Write the word from the Word Box that names each picture.

food

foot

boat

hook

bowl

crow

soap





boot

pool

wood

moon


tooth



Name _____

Y as Long i

At the end of some words,
the letter **y** has the long **i** sound.



fly


Directions: Name each picture and write the word from the Word Box. Then, write two sentences. Use one word from the Word Box in each sentence.

cry

fry

fly

sky










1.

2.

Name _____

Y as Long e

At the end of some words,
the letter **y** has the long **e** sound.



pony

Directions: Say the name of each picture. Write the word from the Word Box that names each picture.

puppy

baby

lady

city









1. _____

2. _____

Name _____

Review: The Sounds of Y

Directions: Each of the words below have one of the two sounds of **y**. Draw a picture of each word.

cry

pony

penny

twenty

sky

city

baby

lady

fly

bunny

fry

jelly

Name _____

Review: Vowel Pairs and Sounds of Y

Directions: Say the name of each picture. Write the word from the Word Box that names each picture.

rain
tray

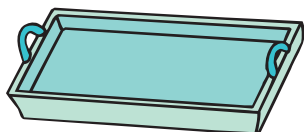
stool
hood

fly
feet

book
city

puppy
tooth

leaf
hay











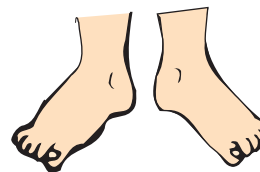














Name _____

Consonant Pairs: CH and SH




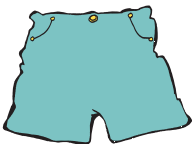
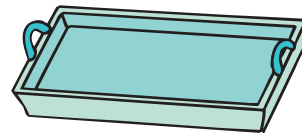






chair



shoe






Directions: Say the name of each picture. Circle the pictures in each row that have the same beginning sound.



Name _____

Consonant Pairs: CH and SH

Directions: Say the name of each picture. Draw lines to match each picture with its name.



sheep

shed

chin

ship

chop


shell

cheek

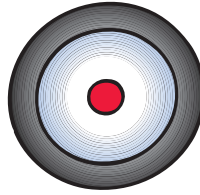
chain

Name _____

Consonant Pairs: TH and WH

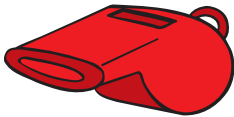


thin



wheel

Directions: Say the name of each picture. Write the letters **th** or **wh** to complete each word.




istle

30

irty




isker



in



umb




orn

3

ree



read



ale

Name _____


Consonant Pairs: TH and WH

Directions: Name each picture. Write the word for each name from the Word Box. Then, write two sentences. Use one word from the Word Box in each sentence.

whistle
thumb



thirty
thorn






whale
wheel

thin
whisker

thirteen

30



13



1.

2.

Name _____


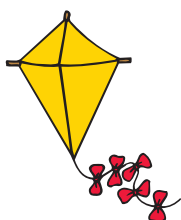



Consonant Pairs Endings: CH, SH, TH

each

wish

with

Directions: Say the name of each picture. Circle the pictures that have the same consonant pair ending sounds.



Name _____

Consonant Pairs Endings: CH, SH, TH

each


wish

with

Directions: Name each picture and circle the consonant pair that shows the ending sound. Then, write two sentences. Use one word from above in each sentence.




ch
sh
th



ch
sh
th



ch
sh
th



ch
sh
th




ch
sh
th



ch
sh
th



ch
sh
th



ch
sh
th



ch
sh
th

1.

2.





Name _____

Consonant Pair: NG



ring



Directions: Write the consonant pair **ng** below each picture whose name ends with the sound of **ng**.



Name _____

Consonant Pair: NG

Directions: Say the name of each picture. Draw lines to match each picture with its name.



king

sing

wing

string

swing

ring

Name _____

Review: Consonant Pairs

Directions: Say each word. Draw a picture of each word.

chain

thorn

swing

sheep

fish

bath

wheel

bench

chest

Name _____

Review: Consonant Pairs

Directions: Say the name of each picture. Write a word from the Word Box that names each picture.

wing
wheel


thirteen
brush

swing
king

tooth
wash

bench











13










Name _____

Letters and Their Sounds



bat



gate



pail



hay



bottle



cat




chain




doll




web




seal



bee




fan



game



hose



pig

Name _____


Letters and Their Sounds



dime




jar



kangaroo



lizard



monkey




nine




king



fox




soap



rose



spoon



hook



crow




pen



queen

Name _____


Letters and Their Sounds




rope



saw



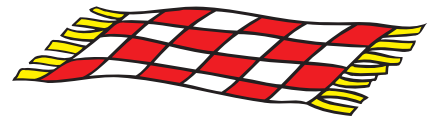
ship




turtle



thumb



rug




mule



van



well



whale



ax



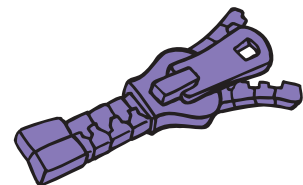
yarn



sky




puppy



zipper


Name _____

Practice Page




Name _____

Practice Page




Name _____

Practice Page



Name _____

Practice Page









Answer Key



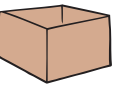
Name _____

Consonants Review: B and C

Directions: Say the name of each picture. Circle the letter that shows the beginning sound of each picture name.

 c r b	 b c t	 p s c
 b s k	 c d n	 w b t

Directions: Say the name of each picture. Write the letter that shows the beginning sound of each picture name.







		
C	B	B

5




Name _____

Consonants Review: D and F

Directions: Say the name of each picture. Circle the letter that shows the beginning sound of each picture name.

 f g h	 b f x	 c h d
 c d k	 s m d	 f n p

Directions: Say the name of each picture. Write the letter that shows the beginning sound of each picture name.






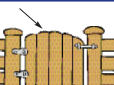
		
F	F	D

6




Name _____

Consonants Review: G and H

Directions: Say the name of each picture. Circle the letter that shows the beginning sound of each picture name.

 h j m	 g h k	 g h m
 f g r	 f g h	 g k t

Directions: Say the name of each picture. Write the letter that shows the beginning sound of each picture name.







		
H	H	G

7




Name _____

Consonants Review: J and K

Directions: Say the name of each picture. Circle the letter that shows the beginning sound of each picture name.

 k l m	 h j r	 k g r
 t v j	 h k t	 g r k

Directions: Say the name of each picture. Write the letter that shows the beginning sound of each picture name.

		
J	K	J

8







Answer Key

Answer Key




Name _____

Consonants Review: L and M

Directions: Say the name of each picture. Circle the letter that shows the beginning sound of each picture name.

 r (m) c	 z d (l)	 (l) m p
 (m) s t	 p q (m)	 g r (l)

Directions: Say the name of each picture. Write the letter that shows the beginning sound of each picture name.







		
M	L	M

9




Name _____

Consonants Review: N and P

Directions: Say the name of each picture. Circle the letter that shows the beginning sound of each picture name.

 m (n) t	 (p) c t	 g m (n)
 b n (p)	 d l (p)	 (n) s t

Directions: Say the name of each picture. Write the letter that shows the beginning sound of each picture name.







		
P	P	N

10




Name _____

Consonants Review: Q and R

Directions: Say the name of each picture. Circle the letter that shows the beginning sound of each picture name.

 c (r) b	 f (r) g	 (q) t w
 x l (q)	 g v (r)	 p b (r)

Directions: Say the name of each picture. Write the letter that shows the beginning sound of each picture name.







		
R	Q	R

11




Name _____

Consonants Review: S and T

Directions: Say the name of each picture. Circle the letter that shows the beginning sound of each picture name.

 s (t) p	 b c (t)	 p (s) c
 (t) r l	 (s) t w	 w z (s)

Directions: Say the name of each picture. Write the letter that shows the beginning sound of each picture name.

		
S	T	T







12

Answer Key




Name _____

Consonants Review: V and W

Directions: Say the name of each picture. Circle the letter that shows the beginning sound of each picture.

 v w n	 w y m	 n p v
 b w c	 s z v	 h w t

Directions: Say the name of each picture. Write the letter that shows the beginning sound of each picture name.







		
W	W	V

13




Name _____

Consonants Review: Y and Z

Directions: Say the name of each picture. Circle the letter that shows the beginning sound of each picture name.

 v y n	 w y z	 y p v
 b w y	 s z v	 y w t

Directions: Say the name of each picture. Write the letter that shows the beginning sound of each picture.

		
Y	Z	Y

14

Name _____

Review: Ending Sounds

Directions: Say the name of each picture. Circle the two pictures in each row whose names end with the same sound.














			
			
			
			
			

15

Name _____

Review: Ending Sounds

Directions: Say the name of each picture. Circle the pictures in each row whose names have the same ending sound as the letter at the beginning of the row.

m			
d			
f			
b			
k			













16

Answer Key

Name _____

Review: Ending Sounds

Directions: Say the name of each picture. Write the letter that shows the ending sound for each picture name.










		
G	R	K
		
D	L	P
		
N	T	M
		
K	S	G

17

Name _____

Consonant Review

Directions: Say the name of each picture. Write the missing letter for each picture name.







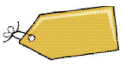









		
frog	wig	van
		
bed	mug	can
		
fan	book	web

18

Name _____

Short a

Directions: Say the name of each picture. Draw an X through each picture whose name does **not** have the short a sound.







			
		X	
			
	X		X
			
	X	X	
			
X			

19




Name _____

Short a

Directions: Say the name of each picture. Write the letter a below each picture whose name has the short a sound.

		
		a
		
a	a	a

Directions: Say the name of each picture. Write the letter a to complete each word.

		
bag	pan	bat

20

Answer Key

Name _____

Short a

Directions: Say the name of each picture. Draw lines to match each picture with its name.

van
hat
bag
ant
pan
cap
map
apple
tag
lamp

21

Name _____

Short a

Directions: Say the name of each picture. Write a word from the Word Box that names each picture.

stamp pan can

pan can stamp

Directions: Write a word from the Word Box to complete each sentence.

hat sat man

- Our dog sat on the mat.
- That man is my dad.
- I like my new hat.

22

Name _____

Short e

Directions: Say the name of each picture. Draw an X through each picture that does not have the short e sound.

23

Name _____

Short e

Directions: Say the name of each picture. Write the letter e below each picture that has the short e sound.

e e e

e e e

Directions: Say the name of each picture. Write the letter e to complete each word.

vest bed belt












24

Answer Key

Name _____

Short e

Directions: Say the name of each picture. Draw lines to match each picture with its name.




	desk
	hen
	bell
	ten
	bed
	sled
	fence
	well
	check
	step
	

25

Name _____

Short e

Directions: Say the name of each picture. Write a word from the Word Box that names each picture.

egg	net	jet
		
net	egg	jet

Directions: Write a word from the Word Box to complete each sentence.













bed	hen	beg
1. The <u>hen</u> sat on an egg.		
2. It is time for <u>bed</u> .		
3. My dog can <u>beg</u> .		

26

Name _____

Review: Short a and Short e

Directions: Write the letter that shows the short vowel sound for each picture name.

















		
e	a	e
		
e	a	a
		
a	a	e
		
a	e	e

27

Name _____

Short i

Directions: Say the name of each picture. Draw an X through each picture that does not have the short i sound.

			
X			X
			
		X	X
			
		X	
			
X		X	





28





Answer Key





Name _____





Short i





Directions: Say the name of each picture. Write the letter i below each picture that has the short i sound.































Directions: Say the name of each picture. Write the letter i to complete each word.













29

Name _____

Short i

Directions: Say the name of each picture. Draw lines to match each picture with its name.

win

hit

six

mix

dig

milk

bib

brick

mitt

fish



30



Name _____



Short i

Directions: Say the name of each picture. Write a word from the Word Box that names each picture.

fish
lips
wig







Directions: Write a word from the Word Box to complete each sentence.

hit
pig
lid


- Put the  on the pan.
- The  is in its pen.
- Jan  the ball.

31


Name _____

Short o

Directions: Say the name of each picture. Draw an X through each picture that does not have the short o sound.










































32

Answer Key




Name _____

Short o

Directions: Say the name of each picture. Write the letter **o** below each picture that has the short **o** sound.








o

o

Directions: Say the name of each picture. Write the letter **o** to complete each word.

fox

mop

box











Spectrum Phonics Grade 1 33

33

Name _____

Short o

Directions: Say the name of each picture. Draw lines to match each picture with its name.

cob

ox

pop

hot

hop

log

top

clock

rod

cot

34

Name _____




Short o

Directions: Say the name of each picture. Write a word from the Word Box that names each picture.

doll

log

ox

doll

ox

log

Directions: Write a word from the Word Box to complete each sentence.

fox

hop

hot




- Watch the bunny hop.
- The pot is hot.
- See the red fox.

35

Name _____

Review: Short i and Short o




Directions: Write the letter that shows the short vowel sound for each picture name.

i

o




o

i

i




o

o

o

i

i

o

o

36

Answer Key

Name _____

Short u

Directions: Say the name of each picture. Draw an X through each picture that does not have the short u sound.

37

Name _____

Short u

Directions: Say the name of each picture. Write the letter u below each picture that has the short u sound.

Directions: Say the name of each picture. Write the letter u to complete each word.

38

Name _____

Short u

Directions: Say the name of each picture. Draw lines to match each picture with its name.

39

Name _____

Short u

Directions: Say the name of each picture. Write a word from the Word Box that names each picture.

Directions: Write a word from the Word Box to complete each sentence.











40

Answer Key

Name _____

Review: Short Vowels

Directions: Say the name of each picture. Draw lines to match each picture with its name.







									
sled	sock	tub	cat	hen	bug	well	hit	map	hop

41




Name _____

Review: Short Vowels

Directions: Say the name of each picture. Write the letter that shows the short vowel sound for each picture name.

		
e	a	a
		
u	o	i

Directions: Say the name of each picture. Write the short vowel sound that completes each word.




		
hand	egg	mud

42

Name _____

Review: Short Vowels

Directions: Say the name of each picture. Write a word from the Word Box that names each picture.

cot	bug	pan
		
bug	pan	cot

Directions: Write a word from the Word Box to complete each sentence.

fish	bat	sled
1. I ride a <u>sled</u> .		
2. The <u>fish</u> is in the net.		
3. Hit the ball with the <u>bat</u> .		

43

Name _____

Review: Short Vowels

Directions: Draw a picture of things whose names contain the short vowel sounds of the letters below.

a
e
i
o
u

Pictures will vary.

44










Answer Key

Name _____

Review: Short Vowels

Directions: Write the word from the Word Box that names each picture.

man	mud	pig	egg	log	hen	ax	mix	pot
-----	-----	-----	-----	-----	-----	----	-----	-----













		
-pig-	-mud-	-log-
		
-ax-	-pot-	-mix-
		
-hen-	-man-	-egg-

45

Name _____

Long a

Directions: Say the name of each picture. Color each picture whose name has the long a sound.








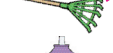


 game		
		
		
		
		

46

Name _____

Long a and Short a

Directions: Say the name of each picture. Draw lines to match each picture with its name.


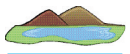








	wave
	crab
	cave
	grapes
	cap
	rake
	ham
	lamp
	cane
	van

47

Name _____

Long a

Directions: Write a word that rhymes with each long a word.

 rake	 lake
 cave	 wave
 tape	 ape
 mane	 cane
 plate	 gate

48

Answer Key

Name _____

Long a

Directions: Write a word from the Word Box to complete each sentence.

game tape vase rake cage ape


1. I put tape on the present. 
2. Mom set the vase on the table. 
3. We saw an ape at the zoo. 
4. The bird flew out of the cage. 
5. Let's play a game. 
6. Dad gave me the rake. 

49

Name _____

Long i

Directions: Say the name of each picture. Color each picture whose name has the long i sound.

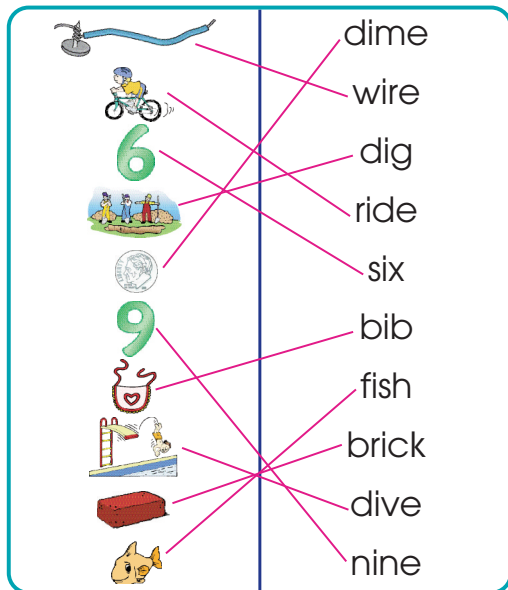


50

Name _____

Long i and Short i

Directions: Say the name of each picture. Draw lines to match each picture with its name.

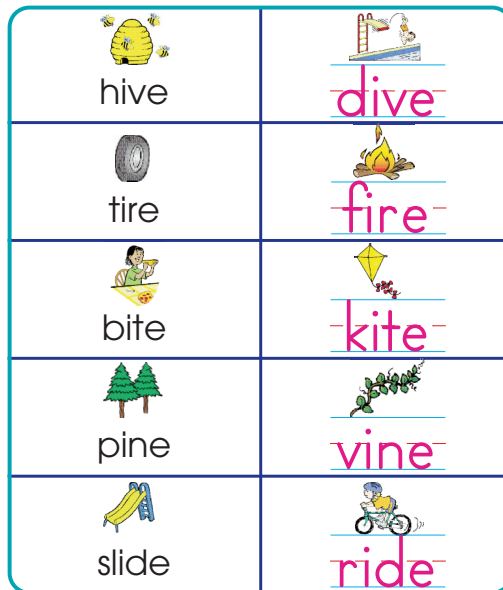


51

Name _____

Long i

Directions: Write a word that rhymes with each long i word.



52

Answer Key

Name _____

Long i

Directions: Write a word from the Word Box to complete each sentence.

kite nine dive bike hive bite

1. I went down the slide nine times.

9

2. Don't go near the bee's hive!



3. I like to ride my yellow bike.



4. Can you fly a kite?



5. Take a bite of the pizza.



6. I dive into the water.



53

Name _____

Review: Long a and Long i

Directions: Write the word from the Word Box that names each picture.

cave pine wire tape rake pipes vase fire five



rake



pine



pipes



wire



vase

5

five



tape



fire



cave

54

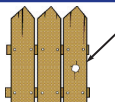
Name _____

Long o

Directions: Say the name of each picture. Color each picture whose name has the long o sound.



nose



55

Name _____

Long o and Short o

Directions: Say the name of each picture. Draw lines to match each picture with its name.



pop



hose



hop



pot



note



bone



cot



pole



fox



top











56

Answer Key

Name _____

Long o

Directions: Write a word that rhymes with each long o word.

 pole	 hole
 hose	 rose
 coat	 note
 bone	 cone
 globe	 robe

57

Name _____

Long o

Directions: Write a word from the Word Box to complete each sentence.

note bone nose hose rose pole














- Can you sing that note?
- Dad gave Mom a red rose.
- Give the dog a bone.
- I water the garden with the hose.
- The bird sits on the pole.
- The ball hit my nose.

58

Name _____

Long u

Directions: Say the name of each picture. Color each picture whose name has the long u sound.











	mule	
		
		
		
		

59

Name _____

Long u and Short u

Directions: Say the name of each picture. Draw lines to match each picture with its name.

	mug
	mule
	tune
	tube
	bus
	flute
	mud
	rug
	tub
	bug

60







Answer Key

Name _____

Long u

Directions: Say the name of each picture. Write a word from the Word Box that names each picture.

tube ruler cube mule tune flute

cube tube

mule flute

ruler tune







61

Name _____

Long u

Directions: Write a word from the Word Box to complete each sentence.

ruler mule tube cube tune flute

- Tanya saw a mule at the farm. 
- Steve sings a tune. 
- Becca plays the flute. 
- Where is my ruler? 
- I found my tube of toothpaste. 
- I put a cube of ice in my cup. 










62

Name _____

Review: Long o and Long u

Directions: Say the name of each picture. Write the word from the Word Box that names each picture.

mule hose tune cube cone pole tube robe note

cube robe note

cone tube mule

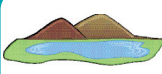







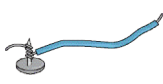
pole hose tune

63

Name _____

Review: Long Vowels

Directions: Say the name of each picture. Write a, i, o, or u to show the vowel sound in each picture name.

a u o

i a u

i o i





















64

Answer Key

Name _____

Review: Long Vowels

Directions: Say the name of each picture. Draw lines to match each picture with its name.













65

Name _____

Review: Long Vowels

Directions: Write the word from the Word Box that names each picture.

pine	game	wave	ride	tape	tube
hole	nine	dive	tune	robe	cube









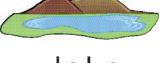

		
nine	game	tape
		
robe	tune	cube
		
wave	dive	hole
		
ride	pine	tube

66

Name _____

Review: Long Vowels

Directions: Write a word that rhymes with each word below.

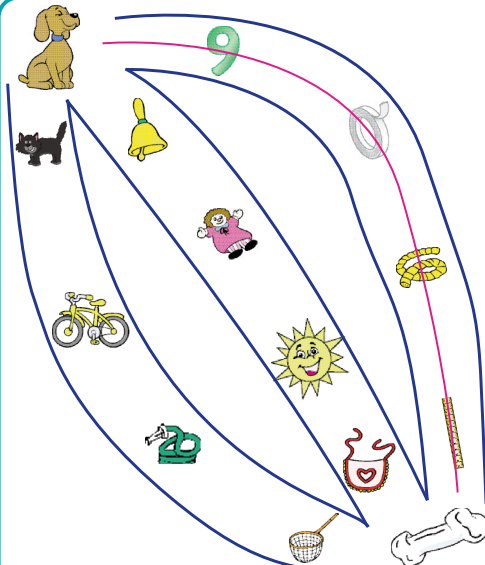
	
cape	tape
	
tire	wire
	
rose	nose
	
cube	tube
	
lake	rake

67

Name _____

Review: Long Vowels

Directions: Help Fido find his bone. Draw a line along the path of pictures whose names have long vowel sounds.



68


Answer Key

Name _____

Review: Long Vowels

Directions: Write a word from the Word Box to complete each sentence.

mule bike kite robe game rose

- The mule kicked its feet. 
- Nathan plays a game. 
- Michelle has on a robe. 
- The rose is in the vase. 
- Debra rides a bike. 
- The kite is in the sky. 







69

Name _____

Review: Long Vowels

Directions: Write a word from the Word Box to complete each sentence.

cape bone vine tune rope mule

- My brother has on a cape. 
- My sister rides a mule. 
- The vine grows on the ground. 
- Trevor plays a tune. 
- The rope is in the garage. 
- The dog has a bone. 

70

Name _____

Review: Long Vowels

Directions: Draw a picture of things whose names contain the long vowel sounds of the letters below.

A	
I	
O	
U	





Pictures will vary.

71

Name _____

Review: Long Vowels

Directions: Write a sentence using each word that is pictured below.

Sentences will vary.











72

Answer Key

Name _____

Review: Short and Long Vowels

Directions: Say the name of each picture. Draw lines to match each picture with its name.

	rose
	five
	bib
	tube
	fan
	belt
	gate
	hat
	pot
	cane













73

Name _____

Review: Short and Long Vowels

Directions: Say the name of each picture. Write the word from the Word Box that names each picture below.

bun	cube	milk	man	desk	fox
ten	dive	cave	pine	hose	cob

74

Name _____

Review: Short and Long Vowels

Directions: Draw a picture of what each word names below.

jet	mane	nose
hop	pen	fire
lake	bus	mule
pig	kite	bat







Pictures will vary.

75

Name _____

Review: Short and Long Vowels

Directions: Write a word from the Word Box to complete each sentence.

cub	cave	can	bike	box	hive
1. The <u>cub</u> is a baby bear.					
2. The bear sleeps in a <u>cave</u> .					
3. Soup comes in a <u>can</u> .					
4. I ride my <u>bike</u> .					
5. We put our toys away in the <u>box</u> .					
6. The bee is in the <u>hive</u> .					

76

Answer Key

Name _____

Review: Short and Long Vowels

Directions: Write 6 words that have a **short** vowel sound.

Directions: Write 6 words that have a **long** vowel sound.

Answers will vary.

Directions: Write a sentence using two words from your lists above. Choose one word that has a **short** vowel sound and one word that has a **long** vowel sound.

77

Name _____

Review: Short and Long Vowels

Directions: Write a word or words from the Word Box to complete each sentence.

cane kite tape tub rug cap

1. Grandpa uses a **cane**.

2. Dad has the **tape**.

3. Take a bath in the **tub**.

4. The cat sleeps on the **rug**.

5. Please wear your **cap** outside.











6. My cousins fly a **kite**.

78

Name _____

Review: Short and Long Vowels

Directions: Make a new word by adding the letter **e** to each word below.




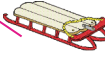






 cub	cube 
 pin	pine 
 man	mane 
 cut	cute 
 can	cane 

79

Name _____

Consonant Blends With S

Directions: Say the name of each picture. Draw lines to match the pictures that have the same beginning blend.


80

Answer Key

Name _____

Consonant Blends With S

Directions: Say the name of each picture. Circle the pictures in each row that have the same beginning blend.



81

Name _____

Consonant Blends With S

Directions: Say the name of each picture. Write the s blend that completes each word.

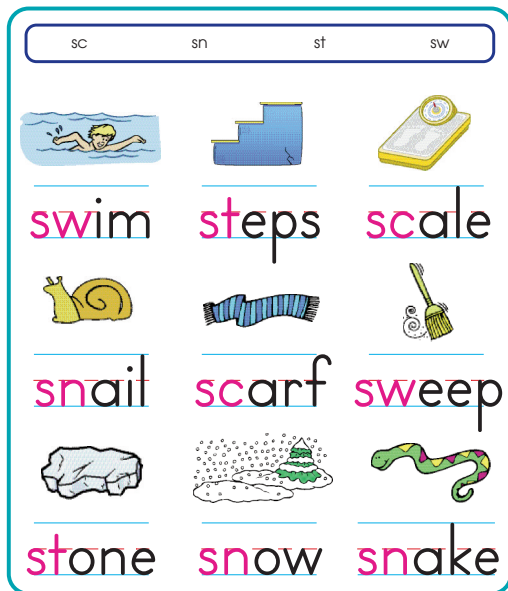


82

Name _____

Consonant Blends With S

Directions: Say the name of each picture. Write the s blend that completes each word.



83

Name _____

Review: Consonant Blends With S

Directions: Say the name of each picture. Write the word from the Word Box that names each picture.



84

Answer Key

Name _____

Consonant Blends With L

Directions: Say the name of each picture. Draw lines to match the pictures whose names have the same beginning blend.

85

Name _____

Consonant Blends With L

Directions: Say the name of each picture. Circle the pictures in each row whose names have the same beginning blend.

86

Name _____

Consonant Blends With L

Directions: Say the name of each picture. Write the l blend that completes each word.

bl	cl	fl	gl	pl
blade	plate	clap		
clown	flag	globe		
flame	plug	plant		

87

Name _____

Consonant Blends With L

Directions: Draw a picture of what each word names below.

glass	plane	flag
plant	clam	globe
class	flute	plate
glad	flower	blanket

Pictures will vary.

88

Answer Key

Name _____

Review: Consonant Blends With L

Directions: Say the name of each picture. Write the word from the Word Box that names each picture.

clam clock glass globe flat class
blow clip plant plane plum flute



clip

plane

class



flute

glass

clock



flat

plant

plum



blow

clam

globe

89

Name _____

Consonant Blends With R

Directions: Say the name of each picture. Draw lines to match the pictures whose names have the same beginning blend.

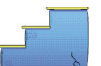


90

Name _____

Consonant Blends With R

Directions: Say the name of each picture. Circle the pictures in each row whose names have the same beginning blend.



91

Name _____

Consonant Blends With R

Directions: Say the name of each picture. Write the r blend that completes each word.

br

cr

dr

fr



frog

crab

drill



bride

fruit

frame



drip

crown

bread

92

Answer Key

Name _____

Consonant Blends With R

Directions: Say the name of each picture. Write the r blend that completes each word.

gr

pr

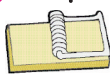
tr



-grill-

grapes

-prize-



-trip-

-trap-

-grin-



graze

-train-

present

93

Name _____

Review: Consonant Blends With R

Directions: Say the name of each picture. Write the word from the Word Box that names each picture.

crayon
trip

braid
frame

brush
prize

dress
drum

grass
bride

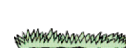
broom
truck



truck

-trip-

drum



crayon

dress

grass



frame

sweep

brush



bride

braid

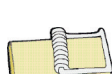
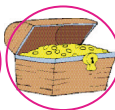

prize

94

Name _____

Final Blends With S

Directions: Say the name of each picture. Circle the pictures in each row whose names have the same ending blend.



95

Name _____

Final Blends With S

Directions: Say the name of each picture. Write the final s blend that completes each word.

sk

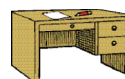
st



-crust-

-vest-

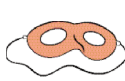
-cast-



desk-

-list-

-tusk-



mask

-fist-

chest

96


Answer Key

Name _____

Review: Final Blends With S

Directions: Say the name of each picture. Write the word from the Word Box that names each picture.

cast tusk desk mask nest vest fist crust list



tusk



vest



fist



nest



mask



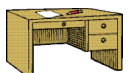
crust



cast



list



desk

97

Name _____

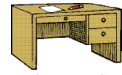
Review: Consonant Blends

Directions: Say the name of each picture. Write the word from the Word Box that names each picture.

desk vest smoke plate slide grapes
flag broom train drip skirt stamp



train



desk



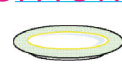
smoke



flag



grapes



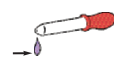
plate



skirt



stamp



drop



broom



slide




vest

98

Name _____

Vowel Pairs: AI and AY

The vowel pairs **ai** and **ay** make the sound of long **a**.








train



hay

Directions: Say the name of each picture. Draw lines to match each picture with its name.

	tail
	sail
	tray
	clay
	rain

99

Name _____

Vowel Pairs: EE and EA

The vowel pairs **ee** and **ea** make the sound of long **e**.












bee



bean

Directions: Say the name of each picture. Write a word from the Word Box that names each picture.

meat	seat	feet	tea	leaf	heel	seal	beak	peas	
	tea		meat		beak		seal		leaf
	feet		peas		heel		seat		











100

Answer Key

Name _____

Review: Vowel Pairs With A and E

Directions: Say the name of each picture. Write a word that rhymes with each word on the left.



 pail	 mail
 bee	 tree
 train	 rain
 hay	 tray
 snail	 sail

101

Name _____







Vowel Pairs: OA and OW

The vowel pairs **oa** and **ow** make the sound of long **o**.

coat window

Directions: Say the name of each picture. Draw lines to match each picture with its name.


	float
	goat
	bowl
	snow
	soap
	crow

102







Name _____

Vowel Pairs: OO

The vowel pair **oo** makes the sound you hear in the middle of the word **moon**.


 moon

Directions: Write the missing letters **oo** for each word.


 mo <u>oo</u> se	 sp <u>oo</u> n
 -bo <u>oo</u> -	 bro <u>oo</u> m
 rac <u>coo</u> n	 -z <u>oo</u> -

103







Name _____

Vowel Pairs: OO

The vowel pair **oo** makes another sound. It is the sound you hear in the middle of the word **book**.


 book

Directions: Say the name of each picture. Draw lines to match each picture to its name.

	brook
	hook
	hood
	football
	roof
	wood

104

Answer Key

Name _____

Vowel Pairs: OO

Directions: Each of the words below have the vowel pair oo. Draw a picture of each word.

food	foot	zoo
moose	spool	hook
stool	pool	broom
tooth	boot	roof

Pictures will vary.


105

Name _____

Review: Vowel Pairs With OA, OO, OW

Directions: Say the name of each picture. Write the word from the Word Box that names each picture.

food	foot	boat	hook	bowl	crow
soap	boot	pool	wood	moon	tooth




Pictures will vary.

106

Name _____

Y as Long i


At the end of some words, the letter **y** has the long i sound.



fly

Directions: Name each picture and write the word from the Word Box. Then, write two sentences. Use one word from the Word Box in each sentence.

cry	fry	fly	sky
-----	-----	-----	-----



Sentences will vary.

1. _____

2. _____

107

Name _____

Y as Long e

At the end of some words, the letter **y** has the long e sound.



pony

Directions: Say the name of each picture. Write the word from the Word Box that names each picture.

puppy	baby	lady	city
-------	------	------	------



Sentences will vary.

1. _____

2. _____

108

Answer Key

Name _____

Review: The Sounds of Y

Directions: Each of the words below have one of the two sounds of y. Draw a picture of each word.

cry	pony	penny
twenty	sky	city
baby	lady	fly
bunny	fry	jelly

Pictures will vary.

109

Name _____

Review: Vowel Pairs and Sounds of Y

Directions: Say the name of each picture. Write the word from the Word Box that names each picture.

rain	stool	fly	book	puppy	leaf
tray	hood	feet	city	tooth	hay

110

Name _____

Consonant Pairs: CH and SH

chair shoe

Directions: Say the name of each picture. Circle the pictures in each row that have the same beginning sound.

111

Name _____

Consonant Pairs: CH and SH

Directions: Say the name of each picture. Draw lines to match each picture with its name.

112

Answer Key

Name _____

Consonant Pairs: TH and WH



thin



wheel

Directions: Say the name of each picture. Write the letters **th** or **wh** to complete each word.

	30	
whistle	thirty	whisker
thin	thumb	thorn
3		
three	thread	whale

113

Name _____

Consonant Pairs: TH and WH

Directions: Name each picture, and write the word from the Word Box. Then, write two sentences. Use one word from the Word Box in each sentence.

whistle	thirty	whale	thin	thirteen
thumb	thorn	wheel	whisker	
		30		
thumb	wheel	thirty	thin	whale
	13			
thorn	thirteen	whistle		
1. _____ 2. _____				

Sentences will vary.

114

Name _____

Consonant Pairs Endings: CH, SH, TH

each

wish

with

Directions: Say the name of each picture. Circle the pictures that have the same ending sounds.

115

Name _____

Consonant Pairs Endings: CH, SH, TH

each

wish

with

Directions: Name each picture and circle the consonant pair that shows the ending sound. Then, write two sentences. Use one word from above in each sentence.

	ch sh th		ch sh th		ch sh th
	ch sh th		ch sh th		ch sh th
	ch sh th		ch sh th		ch sh th
1. _____ 2. _____					


Sentences will vary.

116

Answer Key










Name _____

Consonant Pair: NG



ring

Directions: Write the consonant pair **ng** below each picture whose name ends with the sound of **ng**.







		
ng		ng
		
	ng	
		
ng	ng	

117

Name _____

Consonant Pair: NG

Directions: Say the name of each picture. Draw lines to match each picture with its name.

	king
	sing
	wing
	string
	swing
	ring

118

Name _____

Review: Consonant Pairs

Directions: Say each word. Draw a picture of each word.

chain	thorn	swing
sheep	fish	bath
wheel	bench	chest

Pictures will vary.

119

Name _____

Review: Consonant Pairs

Directions: Say the name of each picture. Write a word from the Word Box that names each picture.

wing	thirteen	swing	tooth	bench
wheel	brush	king	wash	





wing brush tooth



13



bench thirteen wheel






swing king wash

120

Notes

Notes



Stop the summer slide. Start Summer Bridge Activities®.


You've probably heard of "summer learning loss," or the "summer slide." Studies have shown that children can *lose up to 2.5 months of learning* over the summer. But did you know that summer learning loss could have a cumulative effect with a long-term impact on children's skills and success?

Summer Bridge Activities® are an easy, effective, and fun way to keep your child's mind sharp all summer long.

Inside each book you'll find:

- ✱ Essential math, language arts, reading, social studies, science, and character development skills
- ✱ Encouraging stickers and certificates to keep kids motivated
- ✱ Outdoor fitness activities to keep them moving
- ✱ Free access to the **Summer Bridge Activities®** online companion site

With **Summer Bridge Activities®**, your child will be on track for a terrific school year, and beyond. That's why we say; ***just 15 minutes a day goes a long way!***



Newly updated, **Summer Bridge Activities®** books align to state learning standards.

carsondellosa.com/summerbridge

Phonics

SPECTRUM®










Supporting your child's educational journey every step of the way.

Spectrum® provides specific support in the skills and standards that your child is learning in today's classroom.

- Comprehensive, grade-specific titles to prepare for the year ahead
- Subject-specific practice to reinforce classroom learning
- Skill-specific titles to enrich and enhance educational concepts
- Test preparation titles to support test-taking skills

No matter your need, *Spectrum* is with you every step of the way.

Spectrum is available in these titles for first grade success:



carsondellosa.com