

TRẦN CAO BỘI NGỌC (Chủ biên)

TIẾNG ANH 1 Family and Friends

Workbook

National Edition

TRẦN CAO BỘI NGỌC (Chủ biên) - TRƯƠNG VĂN ANH

TIẾNG ANH

Family and Friends

1

National Edition

Workbook



NHÀ XUẤT BẢN GIÁO DỤC VIỆT NAM

OXFORD

This edition of *Family and Friends* is published by arrangement with Oxford University Press, Great Clarendon Street, Oxford for sale in Vietnam only and not for export therefrom.

© Oxford University Press 2010

No unauthorized photocopying

All rights reserved. No part of this publication may be reproduced, stored in a retrieval system, or transmitted, in any form or by any means, without the prior permission in writing of the copyright holder, or as expressly permitted by law, by licence or under terms agreed with the appropriate reprographics rights organization.

You must not circulate this work in any other form and you must impose this same condition on any acquirer

ISBN: 9786040227799

Printed in Viet Nam by Tran Phu Printing Company

This book is printed on paper from certified and well-managed sources

ACKNOWLEDGEMENTS

Family and Friends author: Naomi Simmons

Chief editor: Trần Cao Sài Ngọc

Additional series content authored by: Trương Văn Ánh

Cover image: Christos Skaltzas/Advocate-Art

Illustration by: Barbara Bongini pp.10 (becks), 11, 17, 21, 23, 28, 29 (except guitar), 31, 35, 49 (water, bot., key); Simon Clare Creative Workshop pp.6 (except boy), 8 (except boy), 12 (except boy), 14, 18, 20, 24 (except girl and guitar), 26, 32, 34 (except man), 38, 40, 44, 46 (car1&2); Chris Embleton pp.41 (face, arms, nose, legs), 42 (except pear); Amanda Inright/Advocate pp.6 (boy), 8 (boy), 12 (boy), 24 (girl and guitar), 29 (guitar), 34 (man); Andy Hamilton pp.16, 30 (hippo, tiger, crocodile), 36, 37, 46 (ex3), 47, 48 (nose, drink, hunchbox), 51, 54, 58 (Unit 1, Unit 2), 59 (Unit 3, hippo, crocodile, tiger), 60 (Unit 5, Unit 6); John Haslam pp.33 (hippo), 41 (hands, fingers), 42 (pear), 52, 56, 57, 59 (eyes, ears, mouth), 60 (circle, square, triangle); Bethan Matthews/Sylvie Poggio pp.30 (bird, bear), 59 (bird, bear); Eile O'Shea/Advocate pp.45, 49 (mango, moon, 0), 53; Dusan Pavlik/Daniel Limon/Beetive Illustration p.42; Christos Skaltzas/Advocate pp.3, 4, 5, 9, 10 (Billy, Key, Tim), 13, 22, 27, 48 (tigers), 58 (Starter); Lisa Smith/Sylvie Poggio pp.12, 19, 25, 32 (crocodile, bear).

The publisher would like to thank the following for permission to reproduce photographs: 123RF pp.50 (Japan flag/Cristiano Fronteddu, Vietnam flag/Marina Datsenko), 55 (origami fish/new hooli frog), 59 (listen/beichomok, say/dolgachev), 61 (Japan flag/Cristiano Fronteddu, Vietnam flag/Marina Datsenko, birthday banner/Susan Richey-Schultz), pupys/design56, watermelon/Katerina Kovaleva, sand/Yuliya Shangareeva), 62 (origami fish/new hooli frog; Alamy Images p.62 (kick/gwall/Alfo Co., Ltd); Getty Images p.61 (blanco/Rob Lewine); Oxford University Press p.58 (origami bird/Shutterstock), 62 (ball/Alexander Leonov/Shutterstock, origami bird/Shutterstock, mango/Natlika/Shutterstock, pineapple/Mais Nurodenko/Shutterstock, sea/shoty/Shutterstock, sun/Vibrant Image Studio/Shutterstock); Shutterstock pp.50 (UK flag/Stephen Rees, Canada flag/Dazzleleck, Cambodia flag/Steve Allen, Australia flag/Postiffy), 55 (origami flower/SO70, origami frog/Fatbooi), 59 (look/Purino), 61 (UK flag/Stephen Rees, Canada flag/Dazzleleck, Cambodia flag/Steve Allen, Australia flag/Postiffy, cake/Africa Studio, candle/Moab Republic, girl/Stacey Newman, party/Monkey Business Images, 20 dai/wuradreck, fan/Photo Meien, music/sakazari), 62 (t-shirt/Stock Up, origami flower/DND-Production.com, origami frog/Fatbooi, shell/Photo-collection).

Contents

Starter	Hello!	4
Unit 1	What color is it?	10
Unit 2	What's this?	16
Unit 3	Is it a plane?	22
Review 1		28
Unit 4	They're bears!	30
Unit 5	This is my nose!	36
Unit 6	Lunchtime!	42
Review 2		48
Culture	Countries and flags	50
Culture 1	Birthdays in Canada	52
Culture 2	Dance in Viet Nam	53
Culture 3	Soccer in the U.K.	54
Culture 4	Children's Day in Japan	55
Culture 5	Fruit in Cambodia	56
Culture 6	Bondi Beach in Australia	57
Picture dictionary		58
Word list		63



Starter

Hello!

Lesson One Words

1 Match.

1



a



2



b



3



c






2 Point and say.

Hello, Tim.

4

Starter Rosy, Tim, Billy, hello, goodbye

1 Match.

1   




a  b  c 

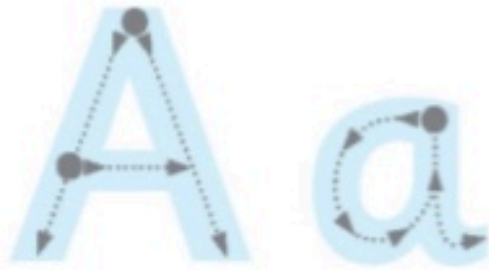
Diagram description: A matching exercise. On the left, three rows of four children each. Row 1: two boys in blue shirts, two girls in pink shirts with a sun. Row 2: four boys in blue shirts. Row 3: two girls in pink shirts with a sun, two boys in blue shirts. On the right, three options labeled a, b, and c. Option a is a girl in a pink shirt with a sun. Option b is a boy in a blue shirt. Option c is a boy in a blue shirt. A curved arrow points from the first row to option a. A straight arrow points from the second row to option b. A straight arrow points from the third row to option c.

2 Point and say. 



Lesson Three Sounds and letters

1 Trace.



2 Trace and write the letter Aa.



3 Trace the letter on the words.




Annie



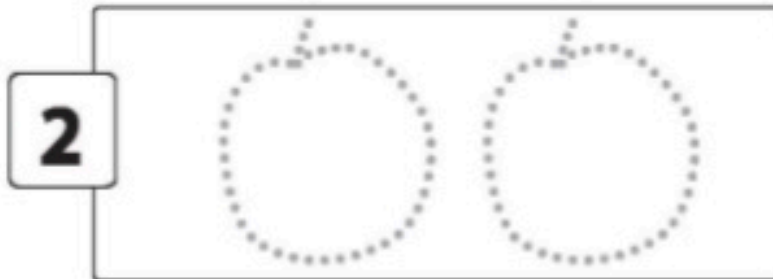
apple

4 Listen and draw a line.



1 Trace and write the number.**2 Look at the number in the box and draw.**

1



2




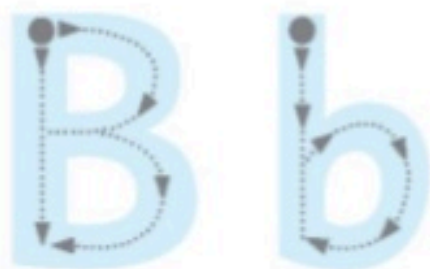
3

**3 Color the numbers 1 and 2.**

1 2 3 4 5 6 7 8 9 10

Lesson Five Sounds and letters

1 Trace.



2 Trace and write the letter Bb.



3 Trace the letter on the words.



boy



bat

4 Listen and circle. 02

1




2



3



1 Listen and sing. Finish the picture. Trace.  03



2 Point and say. 

I'm Billy.



Goodbye.



1



What color is it?

Lesson One Words


1 Match.

1   a



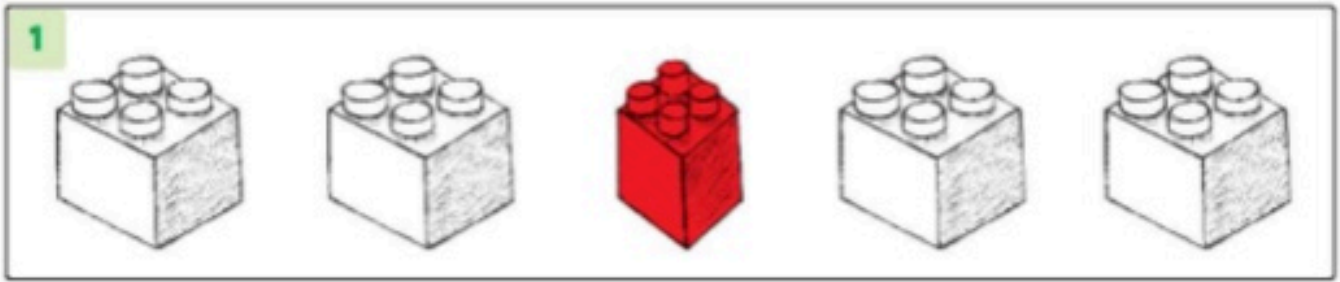
2   b

3   c

2 Point and say.



1 Color the odd-one-out.




2 Point and say.

What color is it?

It's ...

Lesson Three Sounds and letters

1 Trace.



2 Trace and write the letter Cc.



3 Trace the letter on the words.



cat



car

4 Listen and draw a line. 04

C



1 Trace and write the number.



2 Count and write the number.

1



2

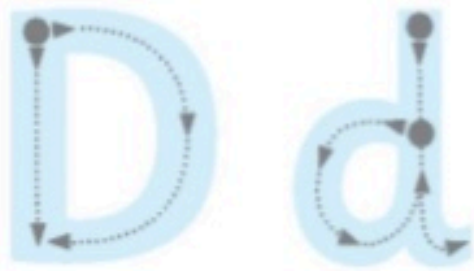


3 Color the numbers 3 and 4.



Lesson Five Sounds and letters

1 Trace.



2 Trace and write the letter Dd.



3 Trace the letter on the words.



dog



duck

4 Listen and circle. 05

1




2



3



1 Listen. Look at the pictures and color the numbers.  06



2 Point and say. 

What color is it?



It's ...



2



What's this?



Lesson One Words



1 Match.

1  

2  

3  

4  

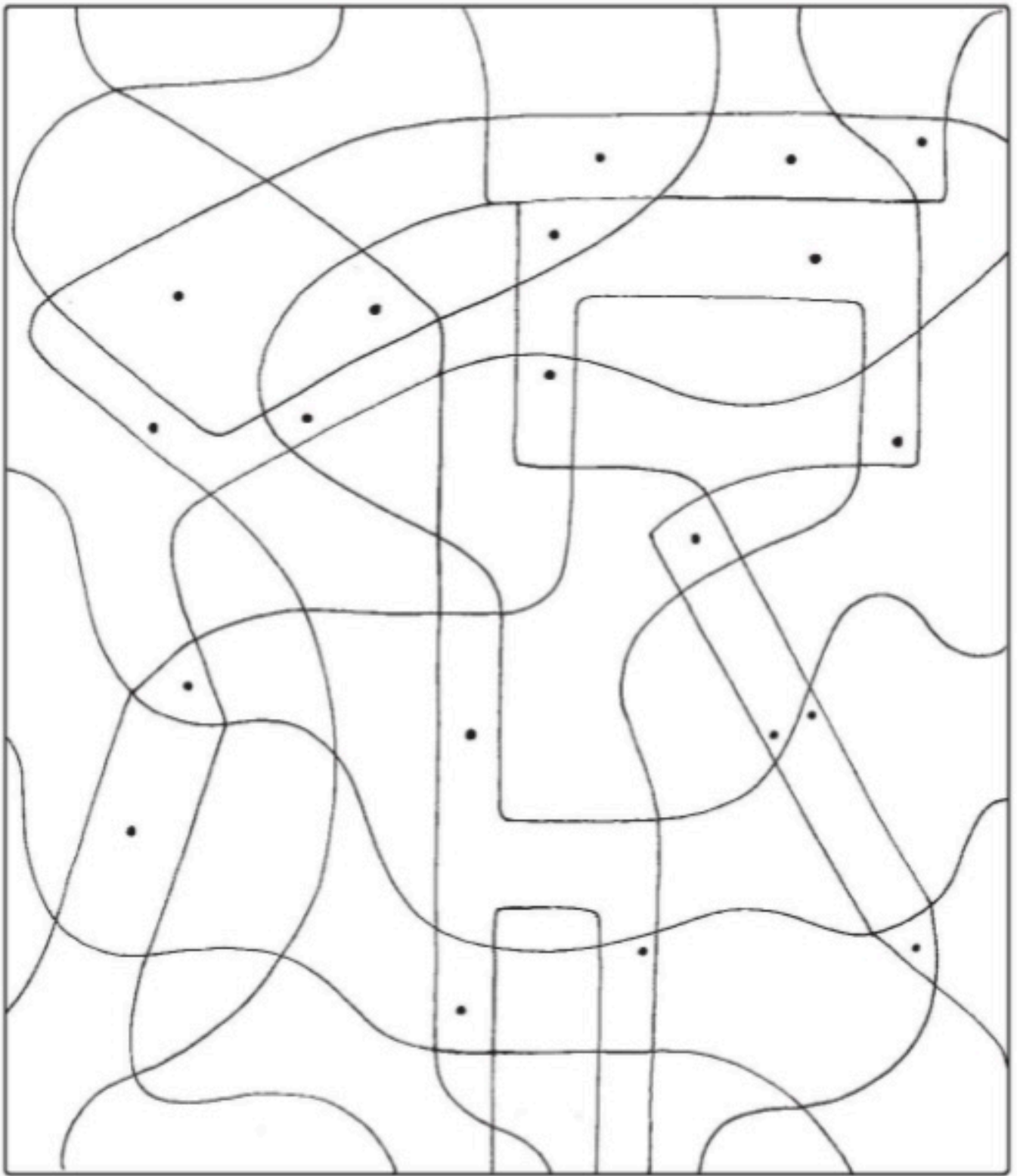
5  

A curved grey line connects the pencil in item 1 to the pencil in item d.

2 Point and say.

pencil

1 Color the shapes with a dot.




2 Point and say.

What's this?

It's a chair.

Lesson Three Sounds and letters

1 Trace.



2 Trace and write the letter Ee.



3 Trace the letter on the words.



Ellie
elephant



e gg

4 Listen and draw a line.



1 Trace and write the number.



2 Count and write the number. Listen and check your answers.  08

2 3 5 6

1  <input type="text" value="2"/>	2  <input type="text"/>	3  <input type="text"/>	4  <input type="text"/>
---	---	--	---


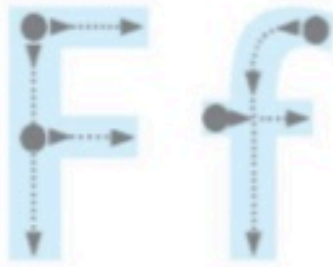


3 Color the numbers 5 and 6.

1 2 3 4 5 6 7 8 9 10

Lesson Five Sounds and letters

1 Trace.



2 Trace and write the letter Ff.



3 Trace the letter on the words.



fish



farm

4 Listen and circle. 09

1




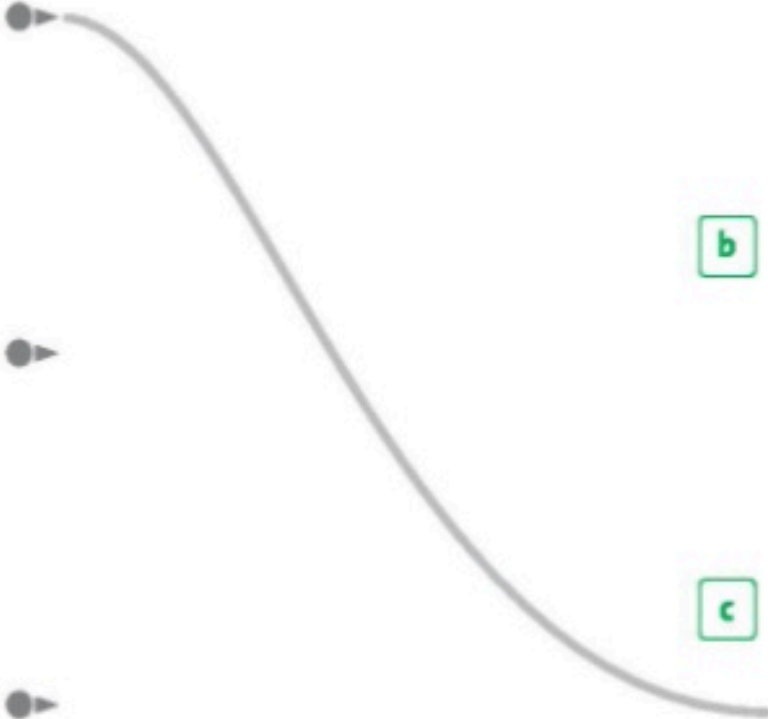
2





3





1 Match.


1  


2 


3 


4 

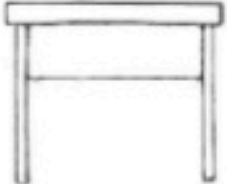
5 

a 

b 

c 

d 

e 

2 Color the pictures and say.

It's a chair. It's red.

3

Is it a plane?

Lesson One Words

1 Match.

1



a



2



b



3



c



4



d



5

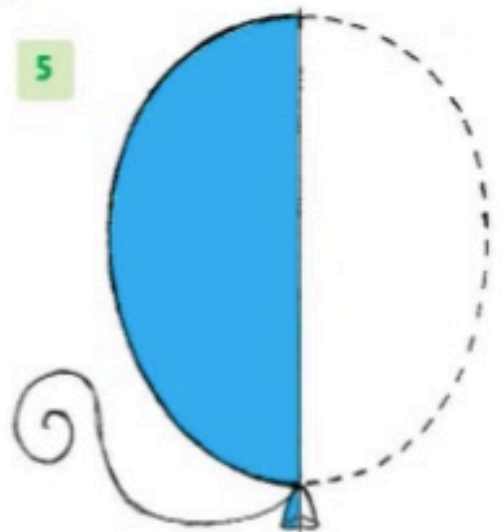

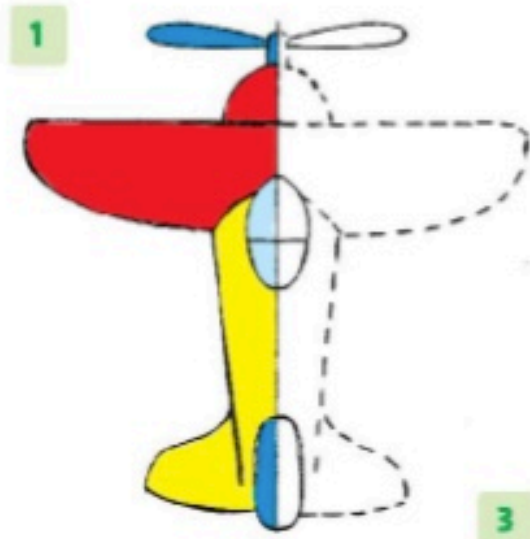


e



2 Point and say. It's a puppet.

1 Complete the pictures.



2 Point and say.

Is it a plane?

Yes, it is.

Is it a balloon? Yes, it is. / No, it isn't.

Unit 3

Lesson Three Sounds and letters

1 Trace.



2 Trace and write the letter Gg.



3 Trace the letter on the words.



girl



guitar

4 Listen and draw a line. 10

g




1 Trace and write the number.



2 Count and write the number.

2 4 7 8



3 Color the numbers 7 and 8.

1 2 3 4 5 6 7 8 9 10

Lesson Five Sounds and letters

1 Trace and write the letters *Hh* and *Ii*.



2 Trace the letters on the words.



hat



horse



insect



ill

3 Listen and circle.  



1 Listen, look, and connect.  12



2 Point and say. 







Is it a teddy bear?

No, it isn't.

Consolidation: Is it a balloon? Yes, it is. / No, it isn't. Unit 3

Review 1

1 Look and draw what is missing. Color.



2 Point and say.  It's a balloon.

3 Trace the correct sound.

1



2



3



4



5



6



7



8



9



4 Point and say.

f, fish

5 Look and color.

My work in Starter Unit and Units 1–3 is



OK



Good



Excellent

4

They're bears!

Lesson One Words

1 Trace the correct word.

1



tiger bird

2



hippo bear

3



bear tiger

4



crocodile bird

5



bear hippo

2 Read the words.

1 Look and say. Then trace the word.

1



They're

bears

2




They're

hippos

2 Circle the correct word.

1 They're crocodiles tigers birds .



2 They're bears tigers hippos .



3 They're tigers crocodiles birds .



Lesson Three Sounds and letters

1 Trace and write the letters *Jj* and *Kk*.



2 Trace the letters on the words.

juice

jug



kangaroo

key



3 Listen and circle.  13

1



2



3



4



1 Trace and write the number.



2 Count and write the number.




3 Color the numbers 9 and 10.



Lesson Five Sounds and letters

1 Trace and write the letters *Ll* and *Mm*.



2 Trace the letters on the words.

lion

lollipop



man

mango



3 Listen and circle.  14

1



2



3



4



1 Look. Listen and trace.  15birds ~~bears~~ hippos crocodiles tigers

1



They're

bears

2



They're

hippos

3



They're

tigers

4



They're

birds

5



They're

crocodiles

2 Point and say. 

What are they?

They're bears.

5

This is my nose!

Lesson One Words

1 Trace the correct word.

1  face hands

2  nose fingers

3  legs arms

4  hands face

5  arms nose

6  legs fingers

2 Read the words.

1 Look, count, and circle.



arm arms



hands hand




finger fingers

2 Trace and match.

1 

2 

3 



Lesson Three Sounds and letters

1 Trace the correct sound.



a c



d c



d a



b a

2 Write.



a pple



tu _



_ at



bir _

3 Match.

A

B

C

D

c






a

d

b



1 Write 1, 2, 3, 4, or 5.

				
5				

2 Match.




three

five

four

3 Look at the number and draw.

3	5
	

Lesson Five Sounds and letters


1 Say the sound. Say the word. Circle the correct picture. 


e				f			
g				h			

2 Write.

1	2	3	4
			
e gg	lea _	do _	_ at

3 Match.

E	F	G	H
			
g	h	e	f

1 Look. Listen and trace.  16

arms face nose hands fingers legs

1



This is my

face

2



These are my

arms

3



This is my

nose

4



These are my

hands

5



These are my

fingers

6



These are my

legs

2 Read the sentences.

6

Lunchtime!

Lesson One Words

1 Match and trace.

1



drink

2



sandwich

3



banana

4



pear

5



lunchbox

6



cookie

2 Read the words.

1 Listen and circle.  17

1



2



3



4



2 Trace and read.

1



I

have

a cookie.

2



I

have

a sandwich.

3








I

have

an apple.







Lesson Three Sounds and letters

1 Match.


I	J	K	L	M
k	i	l	m	j
				

A matching exercise where uppercase letters (I, J, K, L, M) are connected by a grey line to lowercase letters (k, i, l, m, j) and then to corresponding illustrations. The connections are: I to i to inkwell, J to j to lion, K to k to jam, L to l to lemon, and M to m to kite.

2 Look at the picture and the letters. Write the word.

1 	2 	3 
j e l l y j e l y	_____ a k y	_____ k e t i
4 	5 	6 
_____ m o m	_____ l i n o	_____ k n i

1 Write 6, 7, 8, 9, or 10.



2 Match.



six

ten

eight

3 Look at the number and draw.

9



7



Lesson Five Sounds and letters

1 Say the sound. Say the word. Circle the correct picture. 



2 Write the letter. Say the word. 



1 tub _



2 _ ite



3 _ ion



4 do _



5 _ at



6 bir _



7 ya _



8 _ at

3 Read and write the letter.



1 The bir _ has _ igs.

2 The do _ has _ pples.

1 Listen and circle the correct image. Trace.  18

1



cookie

banana

2



sandwich

drink

3



pear

lunchbox

4



banana

drinks

2 Read the words.

Review 2

1 Look and trace. Then read the sentence.

tigers drink nose lunchbox

1



This is my

nose

2



I have a

drink

3



I have my

lunchbox

4



They're

tigers

2 Say the sentences again using the words below.

face pear sandwich cookie bears birds

This is my face.

I have a sandwich.

They're bears.

3 Circle the word that begins with the same letter.

1 lion

horse lollipop guitar

2 juice

apple jug kangaroo

3 horse

boy hat car

4 insect

ill duck farm

4 Complete the words.

m k l m ll j

1




_jug

2



__ion

3



__ango

4



mo__

5



i__

6



__ey

5 Look and color.

My work in Units 4, 5, and 6 is



OK



Good



Excellent

Culture

Countries and flags

1 Match.

1 the U.K.

2 Australia

3 Cambodia

4 Viet Nam


5 Japan

6 Canada



2 Look and color.


1 = white 2 = red 3 = blue 4 = yellow



Culture 1

Birthdays in Canada

1 Match.



2 Draw and trace.



Happy

birthday!

Culture 2

Dance in Viet Nam

1 Draw and color.



2 Point and say. 

Dancer!

Culture 3

Soccer in the U.K.

1 Match and trace.

1



kick

2



T-shirt

3



score a goal

4



ball

2 Read the words.

Culture 4

Children's Day in Japan

1 Look and trace.

1



What's this?

It's a fish

2



What's this?

It's a bird

3



What's this?

It's a flower

4



What's this?

It's a frog

2 Ask and answer.

Culture 5

Fruit in Cambodia

1 Look, circle, and write.

1 p a p a y a

2 w a e r e o n

3 p i e a l e

4 m a o



2 Draw and write.

<input type="text"/>	's juice
	<input type="text"/>
• papaya	• mango
<input type="text"/>	<input type="text"/>
• watermelon	• pineapple

Culture 6

Bondi Beach in Australia

1 Look and write.



1 s e a a e
s

2 _____ u n
s

3 _____ s n
d a

4 _____ h
l s l
e

2 Draw and write.

Hi _____,
I'm in _____!
The s un is big. The ea is
blue. The s d is yellow.
I have five s e s.
It's great!
Love,

Picture dictionary

Look, trace, and write.

Starter



Rosy



Tim



Billy



hello



goodbye

Unit 1



red



green



blue



black



yellow

Unit 2



desk




chair



crayon



pencil



notebook

Unit 3



plane



puppet



robot



balloon



teddy bear

Fluency Time! 1 CLIL



eyes



ears



mouth



Look!



Listen!



Say!

Unit 4



bird



bear



hippo



crocodile



tiger

Picture dictionary

Unit 5



arms



nose



face



legs



fingers



hands

Unit 6



lunchbox



sandwich



drink



banana




cookie



pear

Fluency Time! 2 CLIL



circle



square



triangle

Culture



Viet Nam



Canada



Australia



Japan



the U.K.



Cambodia

Culture 1



cake



candle



gift



party



Happy birthday!

Culture 2



dancer



ao dai



fan



music

Picture dictionary

Culture 3



ball



T-shirt



kick



score a goal

Culture 5



mango



papaya



pineapple



watermelon

Culture 4



fish



bird



flower



frog

Culture 6



sand



sea



shell



sun

Word list

Words in **bold** are core words that children will be able to use actively by the end of each unit. The remaining words are those they will have come across in songs and stories, and in reading and listening passages.

Starter unit

Annie	/ˈæni/	Annie (tên riêng)
apple	/ˈæpl/	quả/ trái táo
bat	/bæt/	gậy bóng chày
Billy	/ˈbɪli/	Billy (tên riêng)
boy	/bɔɪ/	con trai
friends	/ˈfrendz/	bạn (số nhiều)
goodbye	/ˌɡʊdˈbaɪ/	chào tạm biệt
hello	/həˈləʊ/	xin chào
letter	/ˈletər/	chữ cái
line up	/ˌlaɪn ˈʌp/	xếp hàng
listen	/ˈlɪsn/	lắng nghe
name	/neɪm/	tên
number	/ˈnʌmbər/	số đếm
one	/wʌn/	một
raise your hand	/ˌreɪz ɔːr ˈhænd/	giơ/ đưa tay lên
Rosy	/ˈrəʊzi/	Rosy (tên riêng)
say	/seɪ/	nói
sit down	/ˌsɪt ˈdaʊn/	ngồi xuống
stand up	/ˌstænd ˈʌp/	đứng lên
stick	/stɪk/	dán
teacher	/ˈti:tʃər/	giáo viên
Tim	/tɪm/	Tim (tên riêng)
time	/taɪm/	thời gian
two	/tuː/	số 2

Unit 1

black	/blæk/	màu đen
blue	/bluː/	màu xanh dương
car	/kɑːr/	xe ô-tô, xe hơi
cat	/kæt/	con mèo
color	/ˈkʌlə/	màu sắc
count	/kaʊnt/	đếm
dog	/dɒg/	con chó
duck	/dʌk/	con vịt
four	/fɔːr/	số 4
good	/ɡʊd/	tốt, giỏi
green	/ɡriːn/	màu xanh lá cây
in	/ɪn/	ở trong
lots of	/ˈlɒts əv/	nhiều
me	/miː/	tôi
red	/red/	màu đỏ
three	/θriː/	số 3
white	/waɪt/	màu trắng
yellow	/ˈjeləʊ/	màu vàng
you	/juː/	bạn

Unit 2

chair	/tʃeər/	cái ghế
crayon	/ˈkreɪən/	bút sáp màu
desk	/desk/	cái bàn học
egg	/eg/	quả trứng
elephant	/ˈelɪfənt/	con voi
farm	/fɑːm/	nông trại
fish	/fɪʃ/	con cá
five	/faɪv/	số 5
look	/lʊk/	nhìn

notebook	/ˈnəʊtbʊk/	quyển vở
pencil	/ˈpensl/	viết chì
six	/sɪks/	số 6
this	/ðɪz/	cái này
train	/treɪn/	tàu hoả, xe lửa

Unit 3

balloon	/bəˈluːn/	quả bóng bay, bong bóng
eight	/eɪt/	số 8
girl	/ɡɜːl/	con gái
guitar	/ɡɪˈtɑːr/	dàn ghi-ta
hat	/hæt/	nón, mũ
horse	/hɔːs/	con ngựa
hug	/hʌɡ/	ôm
ill	/ɪl/	bệnh
insect	/ˈɪnsɛkt/	côn trùng
look at	/lʊk ət/	nhìn vào
many	/ˈmeni/	nhiều
no	/nəʊ/	không
open	/ˈoʊpən/	mở
plane	/pleɪn/	máy bay
pop	/pɒp/	làm nổ
present	/ˈpreznt/	món quà
puppet	/ˈpʌpt/	con rối
right	/raɪt/	đúng
robot	/ˈrəʊbɒt/	người máy
seven	/ˈsevn/	số 7
teddy bear	/ˈtedi beər/	gấu bông
toy	/tɔɪ/	đồ chơi
yes	/jes/	có

Unit 4

bear	/beər/	con gấu
bird	/bɜːd/	con chim
crocodile	/ˈkrɒkədaɪl/	con cá sấu
Nippo	/ˈnɪpəʊ/	con hà mã
jug	/dʒʌɡ/	cái bình
juice	/dʒuːs/	nước trái cây
kangaroo	/ˌkæŋɡəˈruː/	con chuột túi
key	/kiː/	chìa khoá
lion	/ˈlaɪən/	con sư tử
lollipop	/ˈlɒlɪpɒp/	kẹo mút
man	/mæn/	đàn ông
mango	/ˈmæŋɡəʊ/	quả/ trái xoài
nine	/naɪn/	số 9
panda	/ˈpændə/	con gấu trúc
ten	/ten/	số 10
they	/ðeɪ/	họ
tiger	/ˈtæŋɡər/	con hổ/ cọp

Unit 5

arms	/ɑːms/	cánh tay (số nhiều)
bird	/bɜːd/	con chim
body	/ˈbɒdi/	cơ thể
face	/feɪs/	gương mặt
fig	/fɪɡ/	quả/ trái sung



HUÂN CHƯƠNG HỒ CHÍ MINH

Nurture a love for learning English

TIẾNG ANH
Family and Friends

National Edition
Workbook

Family and Friends National Edition	MOET English Competency Framework / CEFR	Cambridge English Qualifications	Pearson Test of English Young Learners	TOEFL® Primary™	
				Step 1	Step 2
1	A0	Pre A1 Starters			
2	A0	Pre A1 Starters			
3	A0	Pre A1 Starters	Firstwords	2 stars	
4	A0 – A1	A1 Movers		3 stars	
5	A1 – A2	A1 Movers	Springboard	4 stars	2 badges

Family and Friends Printable Resources have been designed to supplement the course and prepare students to achieve these assessment benchmarks.



Student Book



Workbook



Teacher's Guide



Classroom Presentation Tool



Printable Resources Tool



Online Play



Flashcards



Posters



Graded Readers



Picture Dictionary

www.oup.com/elt/friendsvietnam

Các đơn vị đầu mối phát hành

- Miền Bắc: CTCP Đầu tư và Phát triển Giáo dục Hà Nội
 - Miền Trung: CTCP Đầu tư và Phát triển Giáo dục Đà Nẵng
 - Miền Nam: CTCP Đầu tư và Phát triển Giáo dục Phương Nam
- Sách điện tử: <http://hanhtrangso.nxbgd.vn>



Kích hoạt tem để mở học liệu điện tử
Cào lớp nhô trên tem để nhận mã số.
Truy cập <http://hanhtrangso.nxbgd.vn>
và nhập mã số tại biểu tượng chữ in hoa.

With content from
OXFORD
UNIVERSITY PRESS



Access
Online Play