

SPECTRUM®


Phonics

K






Focused Practice for Phonics Mastery

- Letter recognition
- Consonants
- Short vowel sounds
- ABC order
- Answer key

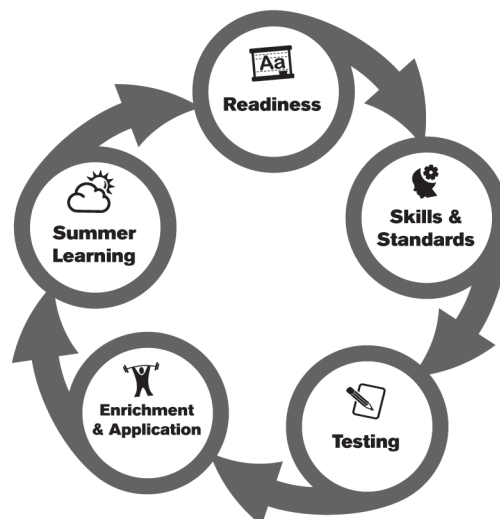


Support your child's educational journey throughout the year!

For over 40 years, Carson Dellosa has provided quality educational products that help children excel at school and home.

				
Readiness	Skills & Standards	Testing	Enrichment & Application	Summer Learning
Preparing your child for the upcoming school year	Supporting your child with subject- and skill-based practice	Providing your child with the essential skills and strategies for test-day success	Extending your child's learning with real-world applications	Keeping your child's skills sharp all summer long

**Carson Dellosa—your partner in education
from PreK through 8th grade**





Phonics

Kindergarten

Spectrum®

An imprint of Carson Dellosa Education
Greensboro, North Carolina

Spectrum®
An imprint of Carson Dellosa Education
P.O. Box 35665
Greensboro, NC 27425 USA

© 2015 Carson Dellosa Education. Except as permitted under the United States Copyright Act, no part of this publication may be reproduced, stored, or distributed in any form or by any means (mechanically, electronically, recording, etc.) without the prior written consent of Carson Dellosa Education. Spectrum® is an imprint of Carson Dellosa Education.

ISBN 978-1-4838-1508-4

Table of Contents

Index of Skills	5
Tracing and Coloring	6
Left to Right	8
Same	9
Different	10
Letter Aa	11
The Sound of Short a	12
Letter Bb	14
The Sound of b	15
Letter Cc	17
The Sound of c	18
Letter Dd	20
The Sound of d	21
Letter Ee	23
The Sound of Short e	24
Vowel Review: Short a and Short e	26
Letter Ff	27
The Sound of f	28
Consonant Review: B, C, D, F	30
Letter Gg	31
The Sound of g	32
Letter Hh	34
The Sound of h	35
Letter Ii	37
The Sound of Short i	38
Letter Jj	40
The Sound of j	41
Letter Kk	43
The Sound of k	44
Consonant Review: G, H, J, K	46
Letter Ll	47
The Sound of l	48
Letter Mm	50
The Sound of m	51
Letter Nn	53
The Sound of n	54
Letter Oo	56
The Sound of Short o	57

Vowel Review: Short i and Short o	59
Letter Pp	60
The Sound of p	61
Consonant Review: L, M, N, P	63
Letter Qq	64
The Sound of qu	65
Letter Rr	67
The Sound of r	68
Letter Ss	70
The Sound of s	71
Letter Tt	73
The Sound of t	74
Consonant Review: Qu, R, S, T	76
Letter Uu	77
The Sound of Short u	78
Vowel Review: Short u	80
Letter Vv	81
The Sound of v	82
Letter Ww	84
The Sound of w	85
Letter Xx	87
The Sound of x	88
Letter Yy	90
The Sound of y	91
Letter Zz	93
The Sound of z	94
Consonant Review: V, W, X, Y, Z	96
Consonant Check-Up	97
Vowel Check-Up	99
Matching Letters	100
Recognizing Letters	102
Beginning Sounds	104
Ending Sounds	106
Short Vowels	108
Review: ABC Order	109
Letters and Their Sounds	111
Practice Pages	113
Answer Key	115

Index of Skills

Phonics Grade K

Numerals indicate the exercise pages on which these skills appear.

Auditory Skills

Associate sounds with letters—12, 13, 15, 16, 18, 19, 21, 22, 24, 25, 26, 28, 29, 30, 32, 33, 35, 36, 38, 39, 41, 42, 44, 45, 46, 48, 49, 51, 52, 54, 55, 57, 58, 59, 61, 62, 63, 65, 66, 68, 69, 71, 72, 74, 75, 76, 78, 79, 80, 82, 83, 85, 86, 88, 89, 91, 92, 94, 95, 96, 97, 98, 99, 104, 105, 106, 107, 108

Discriminate initial sounds—12, 15, 16, 18, 19, 21, 22, 24, 26, 28, 29, 30, 32, 33, 35, 36, 38, 41, 42, 44, 45, 46, 48, 49, 51, 52, 54, 55, 57, 59, 61, 62, 63, 65, 66, 68, 69, 71, 72, 74, 75, 76, 78, 80, 82, 83, 85, 86, 91, 92, 94, 95, 96, 97, 98, 99, 104, 105

Discriminate final sounds—88, 89, 96, 106, 107

Discriminate medial vowel sounds—13, 25, 26, 39, 58, 59, 79, 80, 108

Following directions—all activities

Recognize rhyming words—13, 25, 39, 58, 79

Visual Skills

Discriminate letters—11, 14, 17, 20, 23, 27, 31, 34, 37, 40, 43, 46, 47, 50, 53, 56, 60, 63, 64, 67, 70, 73, 76, 77, 81, 84, 87, 90, 93, 96, 100, 101, 102, 103, 108, 109

Discriminate pictures—9, 10

Motor Skills

Coordinate eye-hand movements—6, 7, 8, 30, 46, 63, 76, 96

Trace and/or write letters—12, 15, 16, 18, 19, 21, 22, 24, 28, 29, 32, 33, 35, 36, 38, 41, 42, 44, 45, 48, 49, 51, 52, 54, 55, 57, 61, 62, 65, 66, 68, 69, 71, 72, 74, 75, 78, 80, 82, 83, 85, 86, 88, 89, 91, 92, 94, 95, 97, 98, 109, 110

Oral Language and Vocabulary Skills

Identify objects—12, 13, 15, 16, 18, 19, 21, 22, 24, 25, 26, 28, 29, 30, 32, 33, 35, 36, 38, 39, 41, 42, 44, 45, 46, 48, 49, 51, 52, 54, 55, 57, 58, 59, 61, 62, 63, 65, 66, 68, 69, 71, 72, 74, 75, 76, 78, 79, 80, 82, 83, 85, 86, 88, 89, 91, 92, 94, 95, 96, 97, 98, 99, 104, 105, 106, 107, 108

Letters and Sounds

a—11, 12, 13, 26, 99, 101, 108, 109, 110

b—14, 15, 16, 30, 97, 98, 100, 104, 109, 110

c—17, 18, 19, 30, 101, 103, 109, 110

d—20, 21, 22, 30, 98, 101, 109, 110

e—23, 24, 25, 26, 99, 108, 109, 110

f—27, 28, 29, 30, 101, 102, 104, 109, 110

g—31, 32, 33, 46, 98, 100, 106, 109, 110

h—34, 35, 36, 46, 104, 109, 110

i—37, 38, 39, 59, 99, 102, 108, 109, 110

j—40, 41, 42, 46, 97, 100, 102, 109, 110

k—43, 44, 45, 46, 97, 101, 103, 107, 109, 110

l—47, 48, 49, 63, 106, 109, 110

m—50, 51, 52, 63, 100, 102, 109, 110

n—53, 54, 55, 63, 105, 109, 110

o—56, 57, 58, 59, 99, 102, 108, 109, 110

p—60, 61, 62, 63, 98, 102, 107, 109, 110

q—64, 65, 66, 76, 97, 101, 105, 109, 110

r—69, 70, 71, 76, 97, 98, 100, 104, 106, 109, 110

s—70, 71, 72, 76, 97, 98, 101, 102, 107, 109, 110

t—73, 74, 75, 76, 97, 98, 100, 103, 107, 109, 110

u—77, 78, 79, 80, 99, 103, 108, 109, 110

v—81, 82, 83, 96, 97, 103, 106, 109, 110

w—84, 85, 86, 96, 100, 103, 105, 109, 110

x—87, 88, 89, 96, 109, 110

y—90, 91, 92, 96, 98, 103, 109, 110

z—93, 94, 95, 96, 97, 105, 109, 110

Short Vowels

a—12, 13, 26, 99, 108

e—24, 25, 26, 99, 108

i—38, 39, 59, 99, 108


o—57, 58, 59, 99, 108

u—78, 79, 80, 99, 108

Name _____

Tracing and Coloring


Directions: Trace the dotted lines to finish the picture. Then, color the picture.



Name _____

Tracing and Coloring

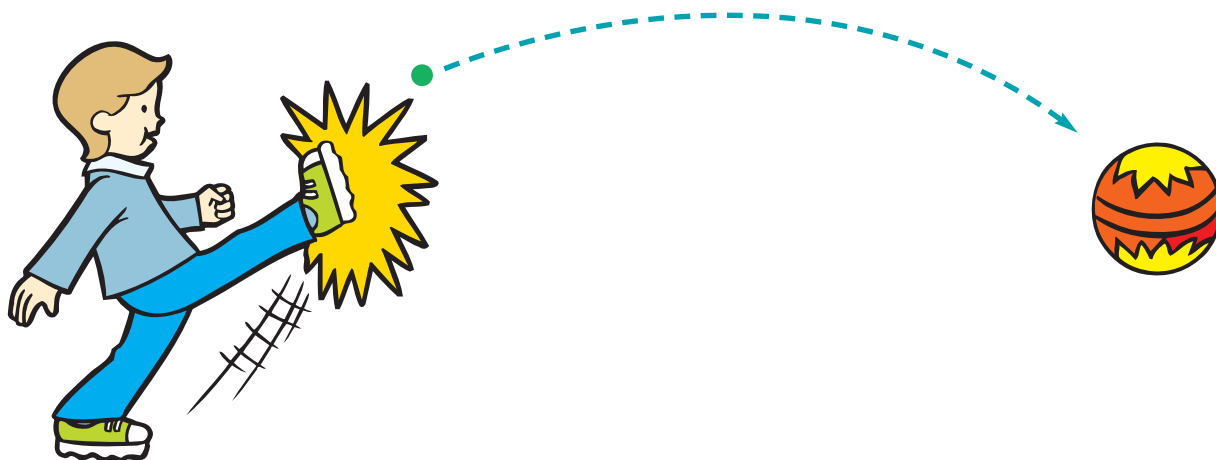

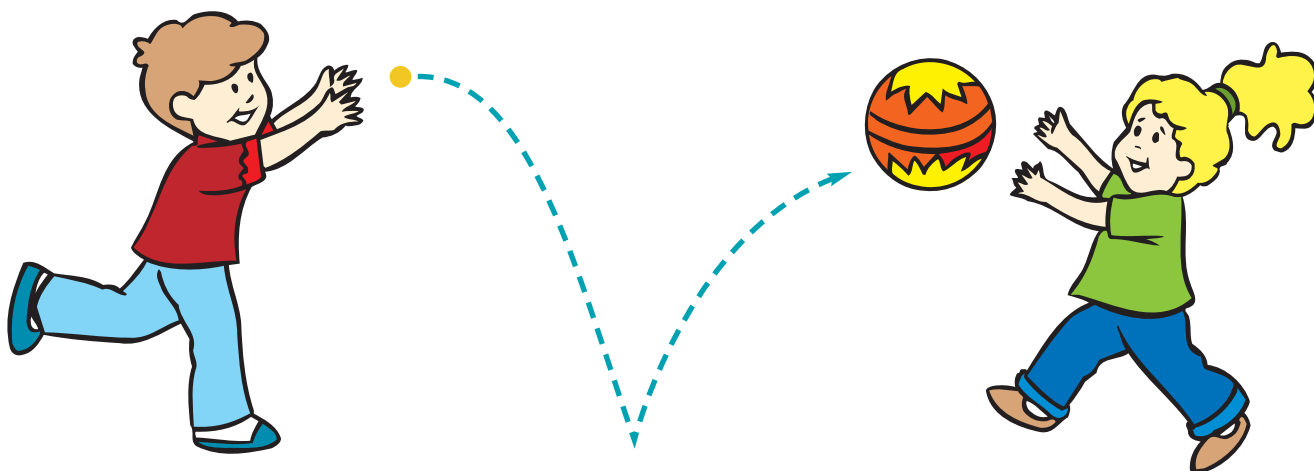
Directions: Trace the dotted lines to finish the picture. Then, color the picture.



Name _____

Left to Right





Directions: Trace each dotted line from left to right.



Name _____

Same


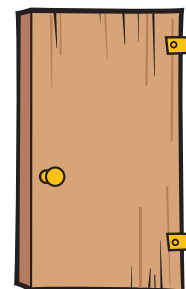
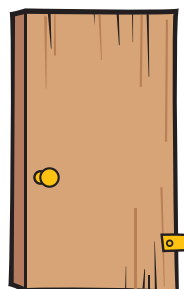
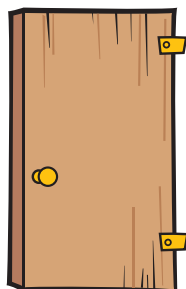
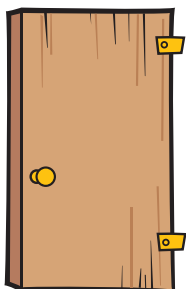




Directions: Circle the two pictures in each row that are the same.



Name _____

Different

Directions: Draw an **X** through the picture that is different in each row.



Name _____

Letter Aa

Directions: Circle the letters that are the same in each row.

Aa



A

A

H

A

V

a


e

a


o

a

Directions: Circle the letter **a** in each word.



ant



apple




hat

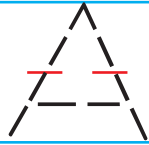
Name _____

The Sound of Short a






Directions: Trace and write the letters **A** and **a**.



apple



Directions: Say the name of each picture. Circle each picture whose name begins with the same sound you hear at the beginning of **apple**.



Name _____





The Sound of Short a

Aa




hat

Directions: Say the name of each picture. Circle each picture whose name has the same middle sound you hear in the middle of **hat**.



Directions: Circle the picture whose name rhymes with _____.



Name _____

Letter Bb

Directions: Circle the letters that are the same in each row.

Bb



B

L

B

M

B

b

b

f


b

t

Directions: Circle the letter **b** in each word.



bib



banana



web

Name _____

The Sound of b

Directions: Trace and write the letters **B** and **b**.

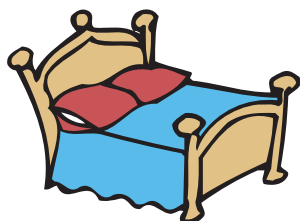



bee

B

b


Directions: Say the name of each picture. Circle each picture whose name begins with the same sound you hear at the beginning of **bee**.



Name _____


The Sound of b


Bb



bee

Directions: Say the name of each picture. Write the letter **b** below each picture whose name begins with the sound of **b**.







Directions: Draw a picture of something whose name begins with the sound of **b**.

Name _____

Letter Cc

Directions: Circle the letters that are the same in each row.

Cc



cat

G

C

O

C

C

c

o

n

c

c

Directions: Circle the letter **c** in each word.



coat



lock



carrot

Name _____

The Sound of c






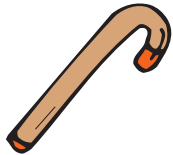
Directions: Trace and write the letters **C** and **c**.



cat



Directions: Say the name of each picture. Circle each picture whose name begins with the same sound you hear at the beginning of **cat**.



Name _____


The Sound of c

Cc

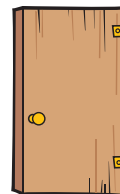


cat

Directions: Say the name of each picture. Write the letter **c** below each picture whose name begins with the sound of **c**.







Directions: Draw a picture of something whose name begins with the sound of **c**.

Name _____

Letter Dd

Directions: Circle the letters that are the same in each row.

Dd



D

D

D

O

B

g

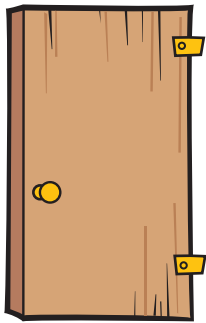
d

h

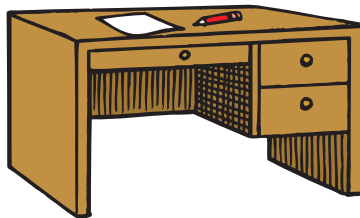
d

d

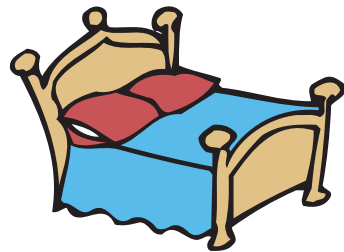
Directions: Circle the letter **d** in each word.



door



desk




bed

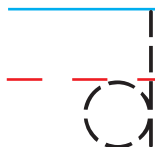
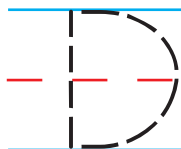
Name _____

The Sound of d

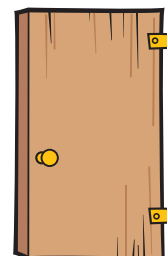




Directions: Trace and write the letters **D** and **d**.



deer



Directions: Say the name of each picture. Circle each picture whose name begins with the same sound you hear at the beginning of **deer**.



Name _____


The Sound of d

Dd

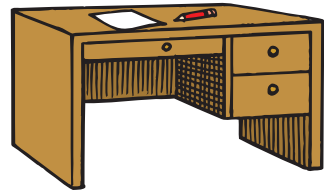


deer

Directions: Say the name of each picture. Write the letter **d** below each picture whose name begins with the sound of **d**.







Directions: Draw a picture of something whose name begins with the sound of **d**.

Name _____

Letter Ee

Directions: Circle the letters that are the same in each row.

Ee



E

F

B

E

E

V


e

e

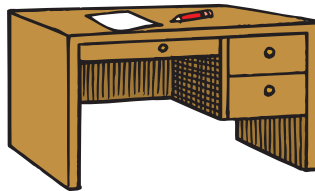
a

e


Directions: Circle the letter **e** in each word.



elephant



desk



elbow

Name _____

The Sound of Short e



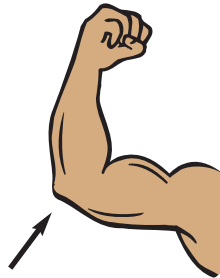
Directions: Trace and write the letters **E** and **e**.



egg



Directions: Say the name of each picture. Circle each picture whose name begins with the same sound you hear at the beginning of **egg**.




Name _____

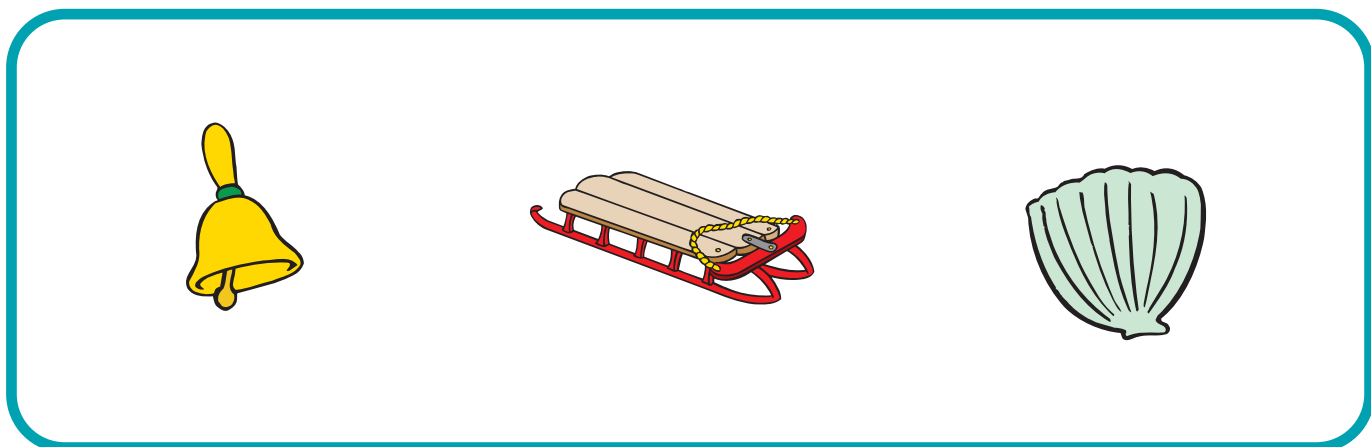
The Sound of Short e

Ee 10
ten

Directions: Say the name of each picture. Circle each picture whose name has the same middle sound you hear in the middle of **ten**.



Directions: Circle the picture whose name rhymes with .





Name _____


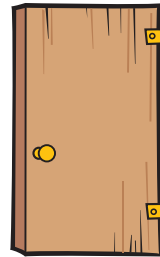

Vowel Review: Short a and Short e

Directions: Draw an **X** through the picture whose name does **not** begin with the vowel printed at the beginning of each row.



a




e



Directions: In each row, draw an **X** through the picture whose name does **not** have the same vowel sound as the names of the other pictures.



10



Name _____

Letter Ff

Directions: Circle the letters that are the same in each row.

Ff



fox

F

L

H

F

F

a


f

f

t

f

Directions: Circle the letter **f** in each word.



fish

5

five



leaf


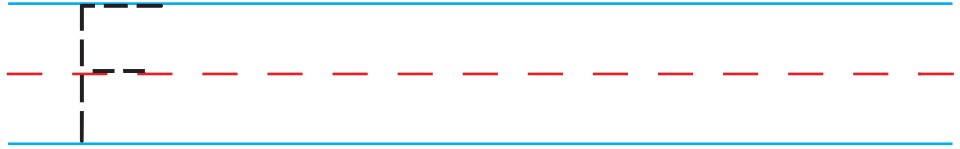
Name _____

The Sound of f

Directions: Trace and write the letters **F** and **f**.



fox



Directions: Say the name of each picture. Circle each picture whose name begins with the same sound you hear at the beginning of **fox**.



Name _____

The Sound of f

Ff



fox

Directions: Say the name of each picture. Write the letter **f** below each picture whose name begins with the sound of **f**.








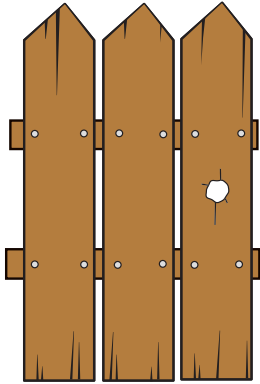

Directions: Draw a picture of something whose name begins with the sound of **f**.

Large empty box for drawing.

Name _____

Consonant Review: B, C, D, F

Directions: Draw a line to match each picture name to the letter that shows its beginning sound.



b

c

d

f

Name _____

Letter Gg

Directions: Circle the letters that are the same in each row.

Gg



F

G

G

C

G

g


j

g

g

y


Directions: Circle the letter **g** in each word.



rug



gas



girl

Name _____

The Sound of g

Directions: Trace and write the letters **G** and **g**.








goose



Directions: Say the name of each picture. Circle each picture whose name begins with the same sound you hear at the beginning of **goose**.

5



Name _____


The Sound of g


Gg



goose

Directions: Say the name of each picture. Write the letter **g** below each picture whose name begins with the sound of **g**.







Directions: Draw a picture of something whose name begins with the sound of **g**.

Name _____

Letter Hh

Directions: Circle the letters that are the same in each row.

Hh



H

H

H

I

L

h

I

h

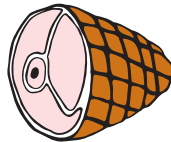
d

h

Directions: Circle the letter **h** in each word.



hat



ham



brush



Name _____

The Sound of h


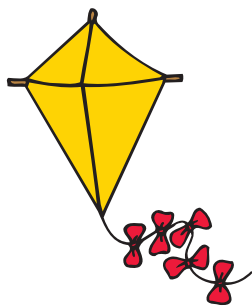
Directions: Trace and write the letters **H** and **h**.



house



Directions: Say the name of each picture. Circle each picture whose name begins with the same sound you hear at the beginning of **house**.



Name _____

The Sound of h

Hh




house

Directions: Say the name of each picture. Write the letter **h** below each picture whose name begins with the sound of **h**.







Directions: Draw a picture of something whose name begins with the sound of **h**.

Name _____

Letter Ii

Directions: Circle the letters that are the same in each row.

Ii



I

T

H

I

I

i


i

i

t

r


Directions: Circle the letter **i** in each word.



igloo



bib



insects



Name _____

The Sound of Short i





Directions: Trace and write the letters **I** and **i**.



ink




Directions: Say the name of each picture. Circle each picture whose name begins with the same sound you hear at the beginning of **ink**.



Name _____




The Sound of Short i

Ii



pig

Directions: Say the name of each picture. Circle each picture whose name has the same middle sound you hear in the middle of **pig**.



Directions: Circle the picture whose name rhymes with  .



Name _____

Letter Jj

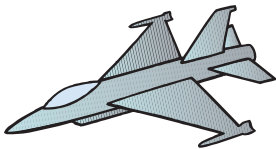
Directions: Circle the letters that are the same in each row.



J J J U L

j p q j j

Directions: Circle the letter **j** in each word.



jet



jeep




jar

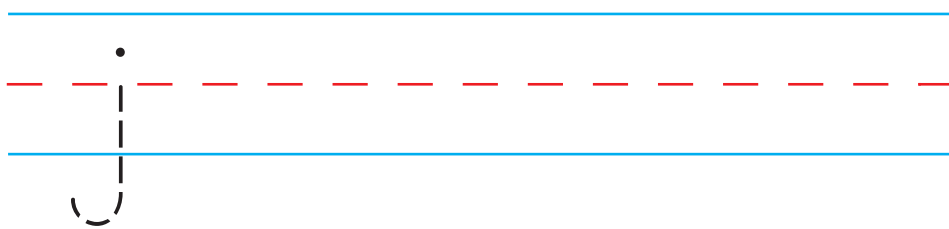

Name _____

The Sound of j






Directions: Trace and write the letters **J** and **j**.



jacks




Directions: Say the name of each picture. Circle each picture whose name begins with the same sound you hear at the beginning of **jacks**.



Name _____

The Sound of j



Directions: Say the name of each picture. Write the letter **j** below each picture whose name begins with the sound of **j**.







Directions: Draw a picture of something whose name begins with the sound of **j**.

Name _____

Letter Kk

Directions: Circle the letters that are the same in each row.

Kk



key

R

K

K

N

K

t

k

l

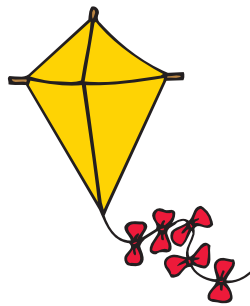
k

k

Directions: Circle the letter **k** in each word.



kitten



kite



kick

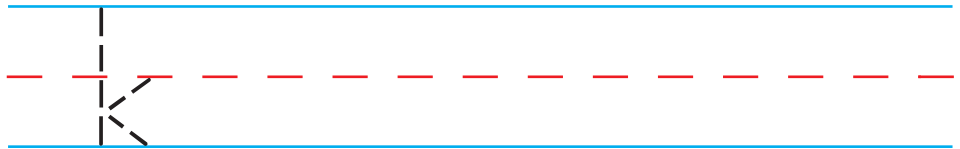

Name _____

The Sound of k


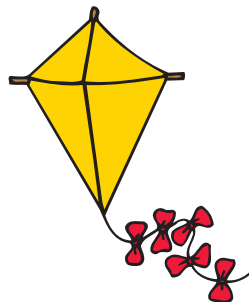

Directions: Trace and write the letters **K** and **k**.



key



Directions: Say the name of each picture. Circle each picture whose name begins with the same sound you hear at the beginning of **key**.



Name _____


The Sound of k

Kk




key

Directions: Say the name of each picture. Write the letter **k** below each picture whose name begins with the sound of **k**.








Directions: Draw a picture of something whose name begins with the sound of **k**.


Name _____

Consonant Review: G, H, J, K

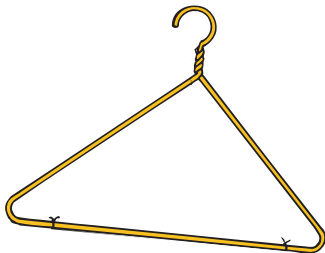
Directions: Draw a line to match each picture name to the letter that shows its beginning sound.



g



h



j



k

Name _____

Letter LI

Directions: Circle the letters that are the same in each row.

LI



leaf

I

J

L

L

L

I

b

I


I

d

Directions: Circle the letter I in each word.



lion



apple



log

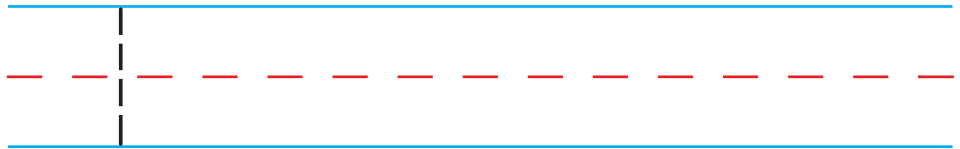
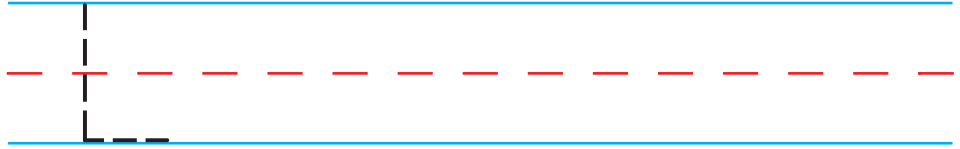
Name _____

The Sound of l


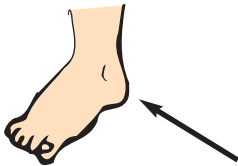
Directions: Trace and write the letters **L** and **I**.



leaf



Directions: Say the name of each picture. Circle each picture whose name begins with the same sound you hear at the beginning of **leaf**.



Name _____

The Sound of l

l




leaf

Directions: Say the name of each picture. Write the letter **l** below each picture whose name begins with the sound of **l**.







Directions: Draw a picture of something whose name begins with the sound of **l**.

Name _____

Letter Mm

Directions: Circle the letters that are the same in each row.

Mm



moon

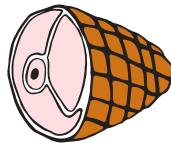
W M M H M

h m w m m


Directions: Circle the letter **m** in each word.



mouse



ham




game


Name _____

The Sound of m



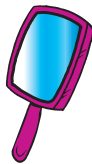

Directions: Trace and write the letters **M** and **m**.



moon




Directions: Say the name of each picture. Circle each picture whose name begins with the same sound you hear at the beginning of **moon**.



Name _____


The Sound of m


Mm




moon

Directions: Say the name of each picture. Write the letter **m** below each picture whose name begins with the sound of **m**.







Directions: Draw a picture of something whose name begins with the sound of **m**.

Name _____

Letter Nn

Directions: Circle the letters that are the same in each row.

Nn



M

N

N

V

N

n

m

n

n

u

Directions: Circle the letter **n** in each word.



nest



pen




paint


Name _____

The Sound of n

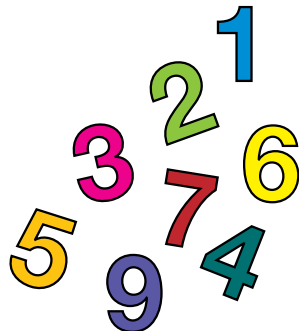


Directions: Trace and write the letters **N** and **n**.



nurse



Directions: Say the name of each picture. Circle each picture whose name begins with the same sound you hear at the beginning of **nurse**.



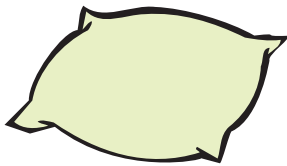
Name _____

The Sound of n

Nn



Directions: Say the name of each picture. Write the letter **n** below each picture whose name begins with the sound of **n**.







Directions: Draw a picture of something whose name begins with the sound of **n**.

Name _____

Letter Oo

Directions: Circle the letters that are the same in each row.

Oo



ostrich

Q

C

O

O

O

u


o

o

C

o

Directions: Circle the letter o in each word.



octopus



top



book

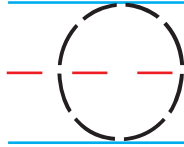
Name _____

The Sound of Short o




Directions: Trace and write the letters **O** and **o**.



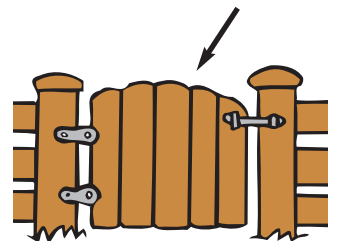

ostrich



Directions: Say the name of each picture. Circle each picture whose name begins with the same sound you hear at the beginning of **ostrich**.

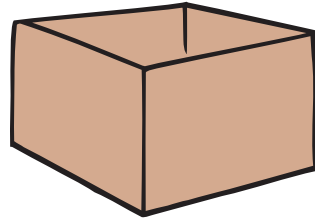


5





Name _____

The Sound of Short o

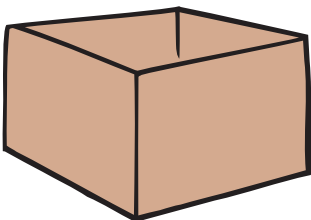


box

Directions: Say the name of each picture. Circle each picture whose name has the same middle sound you hear in the middle of **box**.



Directions: Circle the picture whose name rhymes with "top".





Name _____




Vowel Review: Short i and Short o

Directions: Draw an **X** through the picture whose name does **not** begin with the vowel printed at the beginning of each row.

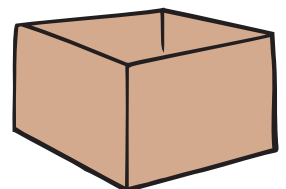


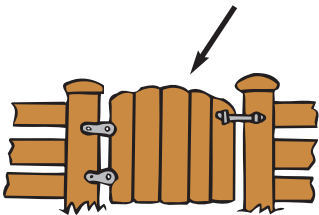
i



o



Directions: In each row, draw an **X** through the picture whose name does **not** have the same vowel sound as the names of the other pictures.



Name _____

Letter Pp

Directions: Circle the letters that are the same in each row.

Pp



pumpkin

R

P

P

B

P

p


p

j

p

q

Directions: Circle the letter **p** in each word.



pig



mop



puppet

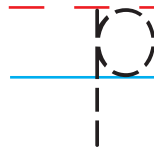
Name _____

The Sound of p




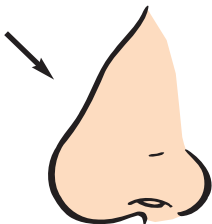
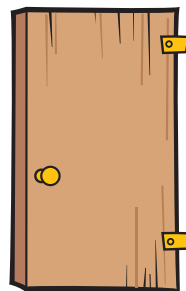

Directions: Trace and write the letters **P** and **p**.



pumpkin



Directions: Say the name of each picture. Circle each picture whose name begins with the same sound you hear at the beginning of **pumpkin**.



Name _____


The Sound of p

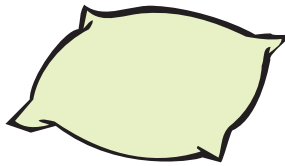
Pp



pumpkin

Directions: Say the name of each picture. Write the letter **p** below each picture whose name begins with the sound of **p**.








Directions: Draw a picture of something whose name begins with the sound of **p**.


Name _____

Consonant Review: L, M, N, P

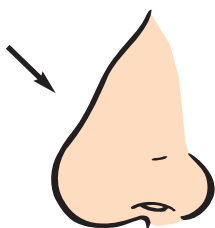
Directions: Draw a line to match each picture name to the letter that shows its beginning sound.



l



m



n



p

Name _____

Letter Qq

Directions: Circle the letters that are the same in each row.

Qq



queen

Q

Q

D

O

Q

q

p

j

q

q


Directions: Circle the letter **q** in each word.



quilt



quarter



quack

Name _____

The Sound of qu

Directions: Trace and write the letters **Qu** and **qu**.




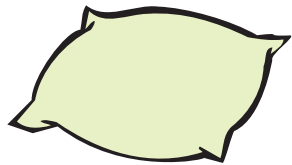


queen

Qu

qu

Directions: Say the name of each picture. Circle each picture whose name begins with the same sound you hear at the beginning of **queen**.



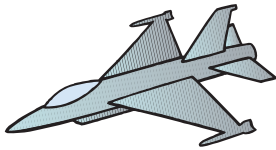
Name _____

The Sound of qu

Qu
qu



Directions: Say the name of each picture. Write the letters **qu** below each picture whose name begins with the sound of **qu**.







Directions: Draw a picture of something whose name begins with the sound of **qu**.

Name _____

Letter Rr

Directions: Circle the letters that are the same in each row.

Rr



P

R

R

B

R

r


m

r

h

r

Directions: Circle the letter **r** in each word.



rose



bear



yarn

Name _____

The Sound of r

Directions: Trace and write the letters **R** and **r**.






rainbow

R

r

Directions: Say the name of each picture. Circle each picture whose name begins with the same sound you hear at the beginning of **rainbow**.



Name _____

The Sound of r


Rr



rainbow

Directions: Say the name of each picture. Write the letter **r** below each picture whose name begins with the sound of **r**.







Directions: Draw a picture of something whose name begins with the sound of **r**.

Name _____

Letter Ss

Directions: Circle the letters that are the same in each row.

Ss



seal

S

S

G

Z

S

e


s

Z

s

s

Directions: Circle the letter **s** in each word.



sun



hose



grass

Name _____

The Sound of s

Directions: Trace and write the letters **S** and **s**.

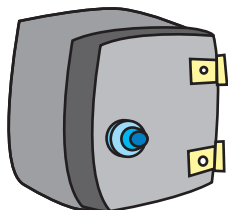





seal

S

s

Directions: Say the name of each picture. Circle each picture whose name begins with the same sound you hear at the beginning of **seal**.




6

Name _____

The Sound of s

Ss



seal

Directions: Say the name of each picture. Write the letter **s** below each picture whose name begins with the sound of **s**.







Directions: Draw a picture of something whose name begins with the sound of **s**.

Name _____

Letter Tt

Directions: Circle the letters that are the same in each row.

Tt



tiger

T

T

T

Y

L

I

t

h

t

t

Directions: Circle the letter **t** in each word.



tent



cat




bottle

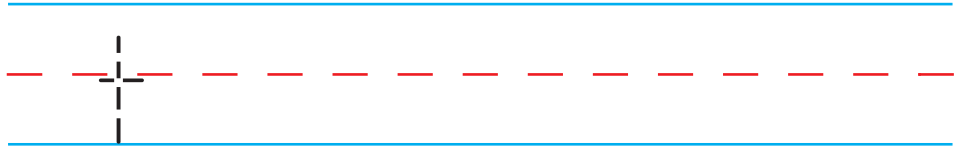
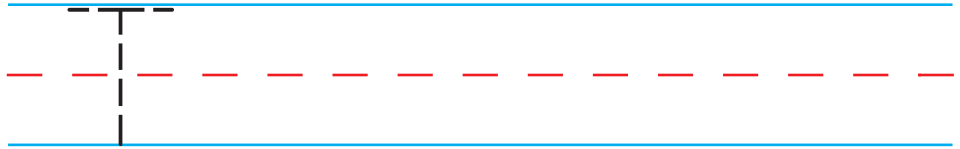
Name _____

The Sound of t



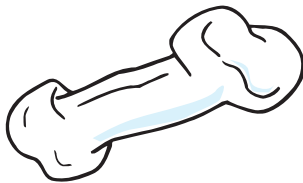

Directions: Trace and write the letters **T** and **t**.



tiger



Directions: Say the name of each picture. Circle each picture whose name begins with the same sound you hear at the beginning of **tiger**.



10

Name _____

The Sound of t


Tt




tiger

Directions: Say the name of each picture. Write the letter **t** below each picture whose name begins with the sound of **t**.








Directions: Draw a picture of something whose name begins with the sound of **t**.

Name _____

Consonant Review: Qu, R, S, T

Directions: Draw a line to match each picture name to the letter that shows its beginning sound.



qu



r



s




t

Name _____

Letter Uu

Directions: Circle the letters that are the same in each row.

Uu



J

U

U

O

U

u

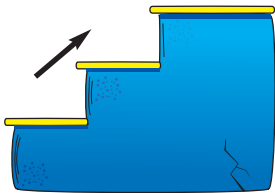
C

u

u

n


Directions: Circle the letter **u** in each word.



up



guitar



turtle


Name _____

The Sound of Short u

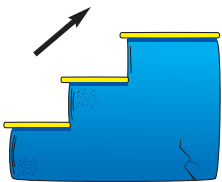
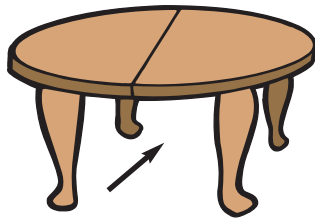

Directions: Trace and write the letters **U** and **u**.



umpire




Directions: Say the name of each picture. Circle each picture whose name begins with the same sound you hear at the beginning of **umpire**.



Name _____

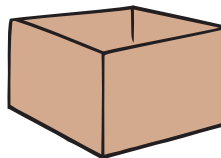



The Sound of Short u

Uu




rug

Directions: Say the name of each picture. Circle each picture whose name has the same middle sound you hear in the middle of **rug**.



Directions: Circle the picture whose name rhymes with .

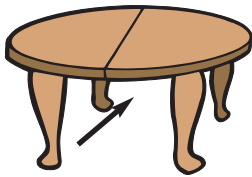
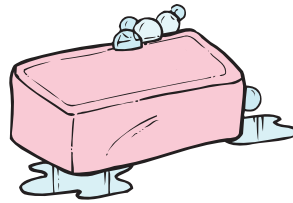
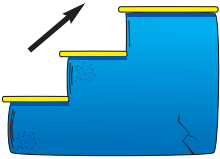


Name _____

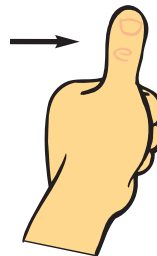


Vowel Review: Short u

Directions: Write the letter **u** next to each picture that begins with the short **u** sound.

10



Directions: Circle each picture whose name has the same middle sound as .



Name _____

Letter Vv

Directions: Circle the letters that are the same in each row.

Vv



V

N

V

X

V

u

v

z


v

v

Directions: Circle the letter **v** in each word.



vase



dive



vine

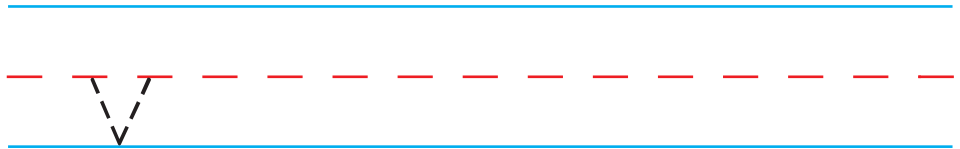

Name _____

The Sound of v





Directions: Trace and write the letters **V** and **v**.



violin



Directions: Say the name of each picture. Circle each picture whose name begins with the same sound you hear at the beginning of **violin**.



Name _____

The Sound of v

Vv



violin

Directions: Say the name of each picture. Write the letter **v** below each picture whose name begins with the sound of **v**.







Directions: Draw a picture of something whose name begins with the sound of **v**.

Name _____

Letter Ww

Directions: Circle the letters that are the same in each row.

Ww




Y W W W N

X W V W W

Directions: Circle the letter **w** in each word.



watch



window



yawn


Name _____

The Sound of w




Directions: Trace and write the letters **W** and **w**.



Wagon



Directions: Say the name of each picture. Circle each picture whose name begins with the same sound you hear at the beginning of **wagon**.



Name _____


The Sound of w

Ww



wagon

Directions: Say the name of each picture. Write the letter **w** below each picture whose name begins with the sound of **w**.







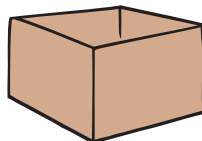
Directions: Draw a picture of something whose name begins with the sound of **w**.

Name _____

Letter Xx

Directions: Circle the letters that are the same in each row.

Xx



box

X

Y

X

Z

X

x

x

+


y

x

Directions: Circle the letter **x** in each word.

6

six



fox

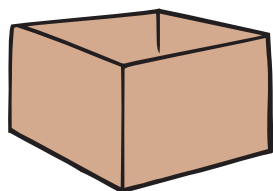


ax


Name _____

The Sound of x





Directions: Trace and write the letters **X** and **x**.



box



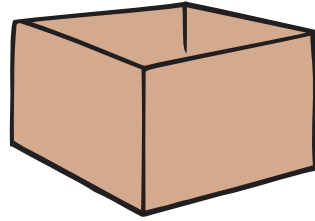
Directions: Say the name of each picture. Circle each picture whose name **ends** with the same sound you hear at the end of **box**.



Name _____


The Sound of x

Xx




box

Directions: Say the name of each picture. Write the letter **x** below each picture whose name **ends** with the sound of **x**.



6



Directions: Draw a picture of something whose name **ends** with the sound of **x**.

Name _____

Letter Yy

Directions: Circle the letters that are the same in each row.

Yy



Y

Y

K

T

Y

y

w

v

y

y

Directions: Circle the letter **y** in each word.



yard



yarn

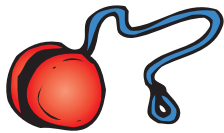


boy


Name _____

The Sound of y


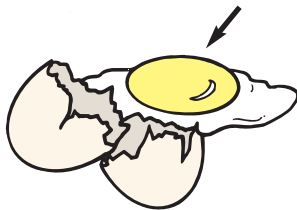

Directions: Trace and write the letters **Y** and **y**.



yo-yo



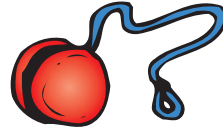
Directions: Say the name of each picture. Circle each picture whose name begins with the same sound you hear at the beginning of **yo-yo**.



Name _____

The Sound of y

Yy



yo-yo

Directions: Say the name of each picture. Write the letter **y** below each picture whose name begins with the sound of **y**.







Directions: Draw a picture of something whose name begins with the sound of **y**.

Name _____

Letter Zz

Directions: Circle the letters that are the same in each row.

Zz



I

Z

N

Z

Z

W

Z

Z

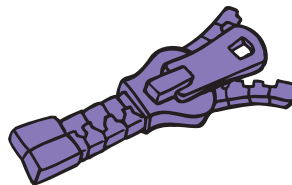
S

Z

Directions: Circle the letter **z** in each word.



zoo



zipper




puzzle


Name _____

The Sound of z




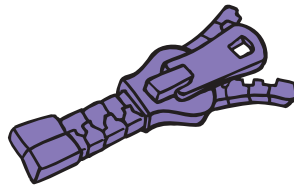
Directions: Trace and write the letters **z** and **z**.



zebra




Directions: Say the name of each picture. Circle each picture whose name begins with the same sound you hear at the beginning of **zebra**.



Name _____

The Sound of z

Zz

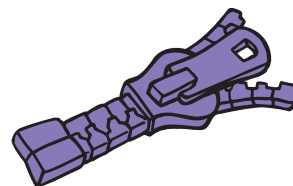


zebra

Directions: Say the name of each picture. Write the letter **z** below each picture whose name begins with the sound of **z**.







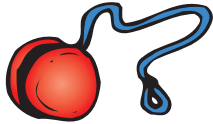
Directions: Draw a picture of something whose name begins with the sound of **z**.

Large empty box for drawing.

Name _____

Consonant Review: V, W, X, Y, Z

Directions: Draw a line to match each picture name to the letter that shows its beginning sound (or ending sound for **x**).




V



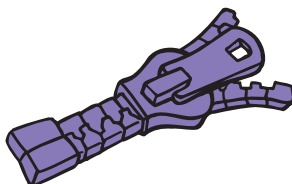
W



X



Y




Z


Name _____


Consonant Check-Up


Directions: Write the letter or letters that show the beginning sound of each picture name.

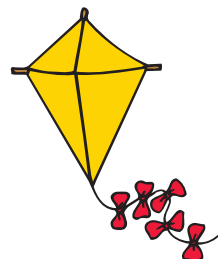






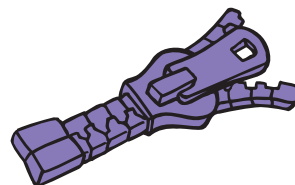














Name _____


Consonant Check-Up


Directions: Write the letter that shows the beginning sound of each picture name.







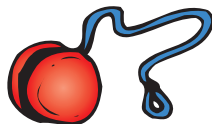















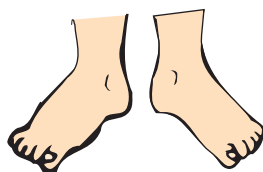



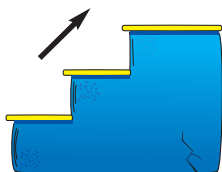






Name _____

Vowel Check-Up

Directions: Circle the pictures in each row whose names have the same beginning vowel sound.



Name _____

Matching Letters

Directions: In each row, circle the letter that is the same as the first letter in the row.

G	O	R	G	B
M	T	P	Y	M
R	N	B	R	I
B	B	O	Y	P
W	A	M	W	B
J	U	C	J	B
T	T	I	L	E

Name _____

Matching Letters

Directions: In each row, circle the letter that is the same as the first letter in the row.

a	m	a	h	c
d	t	o	d	r
k	w	d	t	k
f	h	t	p	f
q	q	o	g	m
c	o	z	c	g
s	w	s	m	a

Name _____

Recognizing Letters

Directions: In each row, circle the letters that go with the first letter in the row.

S	p	s	t	s
f	T	O	F	F
j	J	G	O	J
O	b	o	o	m
P	p	s	t	p
I	z	i	t	i
m	A	M	N	M

Name _____

Recognizing Letters





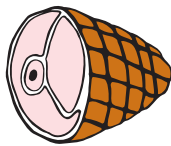

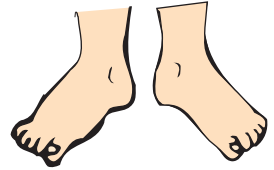
Directions: In each row, circle the letters that go with the first letter in the row.

c	C	L	C	O
K	k	p	h	k
t	N	T	T	Z
Y	y	y	z	f
U	u	o	u	n
W	t	w	u	w
v	V	A	B	V

Name _____

Beginning Sounds

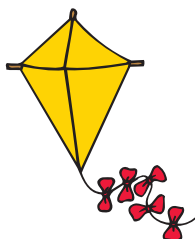
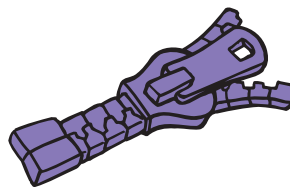

Directions: Say the name of each picture. In each row, circle the pictures whose names begin with the same sound as the first picture in the row.



Name _____

Beginning Sounds


Directions: Say the name of each picture. In each row, circle the pictures whose names begin with the same sound as the first picture in the row.







Name _____

Ending Sounds

Directions: Say the name of each picture. In each row, circle the pictures whose names **end** with the same sound as the first picture in the row.





5



Name _____

Ending Sounds

Directions: Say the name of each picture. In each row, circle the pictures whose names **end** with the same sound as the first picture in the row.



Name _____



Short Vowels

Directions: Look at the letter and name the pictures in each row. Circle each picture whose name has the same short vowel sound the letter makes.



a




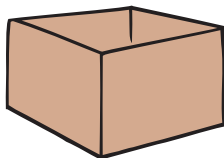
e





i



o



u



Name _____

Review: ABC Order

Directions: Trace the letters and write the missing letters to complete the alphabet.

a

b

c

e

g

h

j

l

m

p

r

t

u

v

x

y

Name _____

ABC Order

Directions: Trace the letters in each box. Write the missing letters in the blanks. The letters within each box should be in ABC order.

Each letter has its own place in the alphabet.

a b c d e f g h i j k l m
n o p q r s t u v w x y z

m n o

u w

b d

c e

y

p r

j l

h i

Letters and Their Sounds




apple



bee




cat




deer



egg



fox




goose



house



ink



jacks



key



leaf




moon

Letters and Their Sounds



nnurse



ostrich




pumpkin




queen



rainbow



seal



tiger



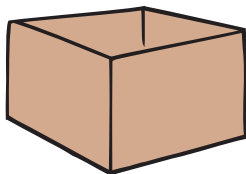
umpire



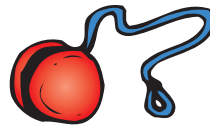
violin




wagon



box




yo-yo



zebra

Practice Page

Practice Page




Answer Key

Name _____

Tracing and Coloring

Directions: Trace the dotted lines to finish the picture. Then, color the picture.




6

Name _____

Tracing and Coloring

Directions: Trace the dotted lines to finish the picture. Then, color the picture.




7

Name _____

Left to Right

Directions: Trace each dotted line from left to right.




8

Name _____

Same

Directions: Circle the two pictures in each row that are the same.



9

Answer Key

Name _____

Different

Directions: Draw an X through the picture that is different in each row.

10

Name _____

Letter Aa

Directions: Circle the letters that are the same in each row.

Aa				
A	A	H	A	V
a	e	a	o	a

Directions: Circle the letter a in each word.

ant	apple	hat

11

Name _____

The Sound of Short a

Directions: Trace and write the letters A and a.

	A A A A A
apple	a a a a a a a

Directions: Say the name of each picture. Circle each picture whose name begins with the same sound you hear at the beginning of apple.

12

Name _____

The Sound of Short a

Directions: Say the name of each picture. Circle each picture whose name has the same middle sound you hear in the middle of hat.

Directions: Circle the picture whose name rhymes with hat.

--	--	--


13

Answer Key

Name _____

Letter Bb




Directions: Circle the letters that are the same in each row.

Bb  bee

(B) L (B) M (B)

(b) (b) f (b) t

Directions: Circle the letter **b** in each word.


(bib) (banana) web

14

Name _____

The Sound of b





Directions: Trace and write the letters **B** and **b**.





 bee

B B B B B

b b b b b b b

Directions: Say the name of each picture. Circle each picture whose name begins with the same sound you hear at the beginning of **bee**.


   




15

Name _____

The Sound of b

Directions: Say the name of each picture. Write the letter **b** below each picture whose name begins with the sound of **b**.

Bb  bee

b b b

Directions: Draw a picture of something whose name begins with the sound of **b**.


Pictures will vary.

16

Name _____

Letter Cc




Directions: Circle the letters that are the same in each row.

Cc  cat

G (C) O (C) (C)

(c) o n (c) (c)

Directions: Circle the letter **c** in each word.

(coat) lock (carrot)


17

Answer Key

Name _____

The Sound of c

Directions: Trace and write the letters C and c.











C C C C C

c c c c c c c

cat

Directions: Say the name of each picture. Circle each picture whose name begins with the same sound you hear at the beginning of cat.











18

Name _____


The Sound of c

C c




cat


Directions: Say the name of each picture. Write the letter c below each picture whose name begins with the sound of c.



c



c



Directions: Draw a picture of something whose name begins with the sound of c.

Pictures will vary.


19

Name _____

Letter Dd

Directions: Circle the letters that are the same in each row.

D d



deer

D

D

D

O

B

g

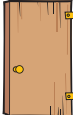
d

h

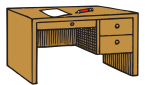
d

d


Directions: Circle the letter d in each word.



d oor



d esk




bed

20

Name _____

The Sound of d

Directions: Trace and write the letters D and d.








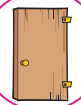


D D D D D D

d d d d d d d

deer

Directions: Say the name of each picture. Circle each picture whose name begins with the same sound you hear at the beginning of deer.











21


Answer Key


Name _____

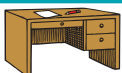
The Sound of d

Dd  deer

Directions: Say the name of each picture. Write the letter **d** below each picture whose name begins with the sound of **d**.


d




d

Directions: Draw a picture of something whose name begins with the sound of **d**.


Pictures will vary.

22

Name _____

Letter Ee


Directions: Circle the letters that are the same in each row.


Ee  egg


E F B E E

v e e a e

Directions: Circle the letter **e** in each word.


e lephant


d e sk



e l bow

23

Name _____

The Sound of Short e









Directions: Trace and write the letters **E** and **e**.

 egg

E E E E E E E

e e e e e e e

Directions: Say the name of each picture. Circle each picture whose name begins with the same sound you hear at the beginning of **egg**.

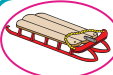







24


Name _____


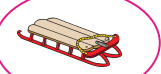

The Sound of Short e

Ee 10 ten

Directions: Say the name of each picture. Circle each picture whose name has the same middle sound you hear in the middle of **ten**.

Directions: Circle the picture whose name rhymes with .







25

Answer Key









Name _____

Vowel Review: Short a and Short e

Directions: Draw an X through the picture whose name does **not** begin with the vowel printed at the beginning of each row.

a			
e			

Directions: In each row, draw an X through the picture whose name does **not** have the same vowel sound as the names of the other pictures.

26




Name _____

Letter Ff

Directions: Circle the letters that are the same in each row.

F	L	H	F	F
a	f	f	t	f

Directions: Circle the letter **f** in each word.


		
fish	five	leaf

27









Name _____

The Sound of f

Directions: Trace and write the letters **F** and **f**.

	F F F F F F
f	f f f f f f f

Directions: Say the name of each picture. Circle each picture whose name begins with the same sound you hear at the beginning of **fox**.




			
			

28

Name _____

The Sound of f

Directions: Say the name of each picture. Write the letter **f** below each picture whose name begins with the sound of **f**.

		
	f	f

Directions: Draw a picture of something whose name begins with the sound of **f**.

Pictures will vary.

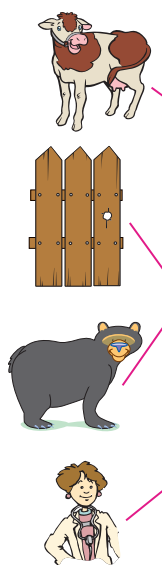

29

Answer Key

Name _____

Consonant Review: B, C, D, F

Directions: Draw a line to match each picture name to the letter that shows its beginning sound.





30

Name _____

Letter Gg




Directions: Circle the letters that are the same in each row.

Gg  goose

F G G C G

g j g g y

Directions: Circle the letter g in each word.


 rug  gas  girl

31

Name _____

The Sound of g




Directions: Trace and write the letters G and g.





 goose

G G G G G

g g g g g g g

Directions: Say the name of each picture. Circle each picture whose name begins with the same sound you hear at the beginning of **goose**.


5   




32

Name _____

The Sound of g

Gg  goose

Directions: Say the name of each picture. Write the letter g below each picture whose name begins with the sound of g.

g g g

Directions: Draw a picture of something whose name begins with the sound of g.

Pictures will vary.


33

Answer Key

Name _____

Letter Hh




Directions: Circle the letters that are the same in each row.

Hh  house

H H H I L

h l h d h

Directions: Circle the letter h in each word.


 hat  ham  brush

34

Name _____

The Sound of h





Directions: Trace and write the letters H and h.





 house

H H H H H

h h h h h

Directions: Say the name of each picture. Circle each picture whose name begins with the same sound you hear at the beginning of house.


   




35

Name _____

The Sound of h

Hh  house

Directions: Say the name of each picture. Write the letter h below each picture whose name begins with the sound of h.

_____ h _____ h

Directions: Draw a picture of something whose name begins with the sound of h.


Pictures will vary.

36

Name _____

Letter Ii




Directions: Circle the letters that are the same in each row.

Ii  ink

I T H I I

i i i t r

Directions: Circle the letter i in each word.

 igloo  bib  insects


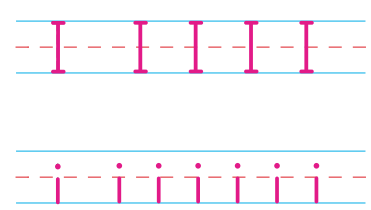
37

Answer Key

Name _____









The Sound of Short i

Directions: Trace and write the letters I and i.

ink



Directions: Say the name of each picture. Circle each picture whose name begins with the same sound you hear at the beginning of **ink**.

38






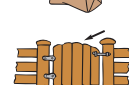


Name _____

The Sound of Short i







pig

Directions: Say the name of each picture. Circle each picture whose name has the same middle sound you hear in the middle of **pig**.

Directions: Circle the picture whose name rhymes with **pig**.






39

Name _____

Letter Jj

Directions: Circle the letters that are the same in each row.






jacks

J J J U L

j p q j j

Directions: Circle the letter j in each word.


jet jeep jar

40


Name _____

The Sound of j









Directions: Trace and write the letters J and j.



jacks



Directions: Say the name of each picture. Circle each picture whose name begins with the same sound you hear at the beginning of **jacks**.











41


Answer Key

Name _____

The Sound of j



Directions: Say the name of each picture. Write the letter **j** below each picture whose name begins with the sound of **j**.



Directions: Draw a picture of something whose name begins with the sound of **j**.


Pictures will vary.

42

Name _____

Letter Kk


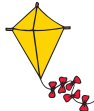

Directions: Circle the letters that are the same in each row.

Kk

key

R
K
K
N
K

t
k
l
k
k

Directions: Circle the letter **k** in each word.


kitten
 kite
 kick

43


Name _____


The Sound of k


Directions: Trace and write the letters **K** and **k**.



key


Directions: Say the name of each picture. Circle each picture whose name begins with the same sound you hear at the beginning of **key**.



k



k



k


k


k


k



k


k




44

Name _____

The Sound of k

Kk

key

Directions: Say the name of each picture. Write the letter **k** below each picture whose name begins with the sound of **k**.

Directions: Draw a picture of something whose name begins with the sound of **k**.

Pictures will vary.

45

Spectrum Phonics Kindergarten

124

Answer Key

Name _____

Consonant Review: G, H, J, K

Directions: Draw a line to match each picture name to the letter that shows its beginning sound.

46




Name _____

Letter LI

Directions: Circle the letters that are the same in each row.

I	J	L	L	L
l	b	l	l	d

Directions: Circle the letter l in each word.

		
lion	apple	log

47

Name _____

The Sound of l

Directions: Trace and write the letters L and l.

leaf

Directions: Say the name of each picture. Circle each picture whose name begins with the same sound you hear at the beginning of leaf.

48

Name _____

The Sound of l

Directions: Say the name of each picture. Write the letter l below each picture whose name begins with the sound of l.

Directions: Draw a picture of something whose name begins with the sound of l.

Pictures will vary.


49

Answer Key

Name _____

Letter Mm




Directions: Circle the letters that are the same in each row.

Mm  moon

W M M H M

h m w m m

Directions: Circle the letter **m** in each word.


 mouse  ham  game

50

Name _____

The Sound of m





Directions: Trace and write the letters **M** and **m**.





 moon

M M M M M

m m m m m

Directions: Say the name of each picture. Circle each picture whose name begins with the same sound you hear at the beginning of **moon**.


   




51

Name _____

The Sound of m

Mm  moon

Directions: Say the name of each picture. Write the letter **m** below each picture whose name begins with the sound of **m**.

m m m

Directions: Draw a picture of something whose name begins with the sound of **m**.


Pictures will vary.

52

Name _____

Letter Nn




Directions: Circle the letters that are the same in each row.

Nn  nurse

M N N V N

n m n n u

Directions: Circle the letter **n** in each word.

 nest  pen  paint


53

Answer Key

Name _____

The Sound of n









Directions: Trace and write the letters **N** and **n**.



N **NNNNN**

n **nnnnnn**

Directions: Say the name of each picture. Circle each picture whose name begins with the same sound you hear at the beginning of **nurse**.











54




Name _____

The Sound of n

Nn



Directions: Say the name of each picture. Write the letter **n** below each picture whose name begins with the sound of **n**.

Directions: Draw a picture of something whose name begins with the sound of **n**.

Pictures will vary.


55

Name _____




Letter Oo

Directions: Circle the letters that are the same in each row.

Oo



Directions: Circle the letter **o** in each word.

octopus

top


book

56

Name _____

The Sound of Short o








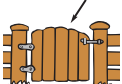
Directions: Trace and write the letters **O** and **o**.



O **OOOO**

o **oooo**

Directions: Say the name of each picture. Circle each picture whose name begins with the same sound you hear at the beginning of **ostrich**.

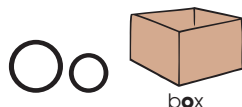









57

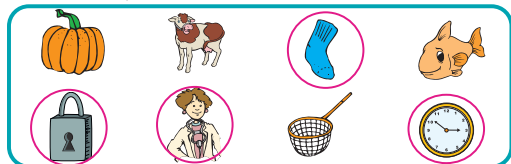
Answer Key

Name _____

The Sound of Short o



Directions: Say the name of each picture. Circle each picture whose name has the same middle sound you hear in the middle of **box**.



Directions: Circle the picture whose name rhymes with **box**.




58


Name _____

Vowel Review: Short i and Short o

Directions: Draw an **X** through the picture whose name does **not** begin with the vowel printed at the beginning of each row.



Directions: In each row, draw an **X** through the picture whose name does **not** have the same vowel sound as the names of the other pictures.

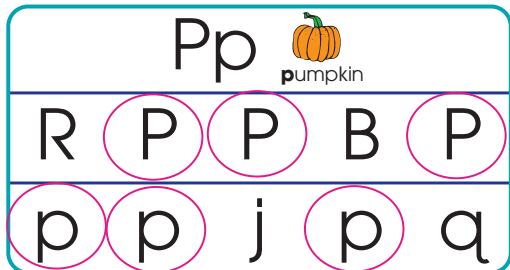


59


Name _____

Letter Pp

Directions: Circle the letters that are the same in each row.



Directions: Circle the letter **p** in each word.

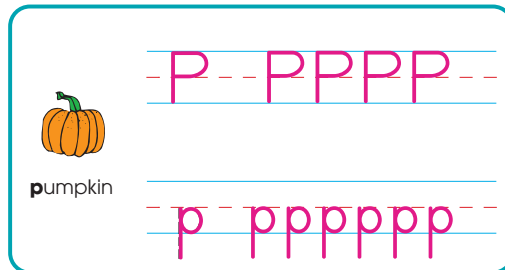


60

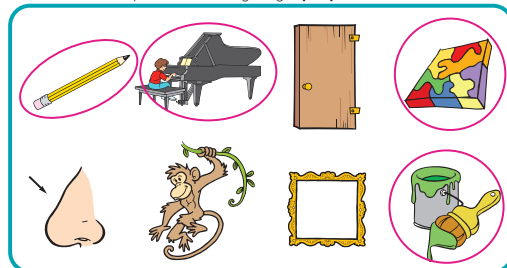
Name _____

The Sound of p

Directions: Trace and write the letters **P** and **p**.



Directions: Say the name of each picture. Circle each picture whose name begins with the same sound you hear at the beginning of **pumpkin**.




61


Answer Key


Name _____


The Sound of p

Pp  pumpkin

Directions: Say the name of each picture. Write the letter **p** below each picture whose name begins with the sound of **p**.


p


p


p

Directions: Draw a picture of something whose name begins with the sound of **p**.


Pictures will vary.


62


Name _____


Consonant Review: L, M, N, P

Directions: Draw a line to match each picture name to the letter that shows its beginning sound.


l


m


n



p

63

Name _____

Letter Qq


Directions: Circle the letters that are the same in each row.


Qq  queen


Q Q D O Q

q p j q q

Directions: Circle the letter **q** in each word.


quilt


quarter



quack

64

Name _____


The Sound of qu


Directions: Trace and write the letters **Qu** and **qu**.


 queen


Qu Qu Qu
qu qu qu qu


Directions: Say the name of each picture. Circle each picture whose name begins with the same sound you hear at the beginning of **queen**.





















65




Answer Key

Name _____

The Sound of qu

Qu qu  queen

Directions: Say the name of each picture. Write the letters **qu** below each picture whose name begins with the sound of **qu**.

qu qu

Directions: Draw a picture of something whose name begins with the sound of **qu**.


Pictures will vary.

66

Name _____

Letter Rr

Directions: Circle the letters that are the same in each row.

Rr  rainbow

P

R

R

B

R

r




m

r

h

r

Directions: Circle the letter **r** in each word.

rose

bear


yarn

67

Name _____

The Sound of r


Directions: Trace and write the letters **R** and **r**.





R R R R R R


r r r r r r


Directions: Say the name of each picture. Circle each picture whose name begins with the same sound you hear at the beginning of **rainbow**.
























68

Name _____

The Sound of r

Rr  rainbow

Directions: Say the name of each picture. Write the letter **r** below each picture whose name begins with the sound of **r**.

r r r

Directions: Draw a picture of something whose name begins with the sound of **r**.

Pictures will vary.


69

Answer Key

Name _____

Letter Ss




Directions: Circle the letters that are the same in each row.

Ss  seal

S S G Z S

e s z s s

Directions: Circle the letter s in each word.


 sun  hose  grass

70

Name _____

The Sound of s



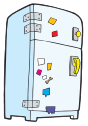


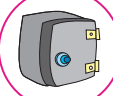


Directions: Trace and write the letters S and s.

 seal

S S S S S

s s s s s s s


Directions: Say the name of each picture. Circle each picture whose name begins with the same sound you hear at the beginning of seal.




71

Name _____

The Sound of s

Ss  seal

Directions: Say the name of each picture. Write the letter s below each picture whose name begins with the sound of s.

s s s

Directions: Draw a picture of something whose name begins with the sound of s.


Pictures will vary.

72

Name _____

Letter Tt




Directions: Circle the letters that are the same in each row.

Tt  tiger

T T T Y L

I t h t t

Directions: Circle the letter t in each word.

 tent  cat  bottle


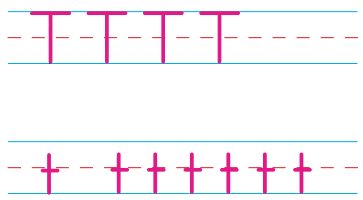
73

Answer Key

Name _____









The Sound of t

Directions: Trace and write the letters T and t.

tiger

Directions: Say the name of each picture. Circle each picture whose name begins with the same sound you hear at the beginning of tiger.











74

Name _____




The Sound of t

Tt



tiger

Directions: Say the name of each picture. Write the letter t below each picture whose name begins with the sound of t.

t

t

Directions: Draw a picture of something whose name begins with the sound of t.

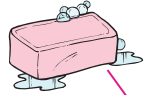



Pictures will vary.

75

Name _____

Consonant Review: Qu, R, S, T

Directions: Draw a line to match each picture name to the letter that shows its beginning sound.

qu

r

s

t

Connections: Quack to qu, Toothbrush to t, Tie to t.


76

Name _____

Letter Uu

Directions: Circle the letters that are the same in each row.

Uu




umpire


J
U
U
O
U

u
c
u
u
n


Directions: Circle the letter u in each word.



up



guitar



turtle



77

Answer Key

Name _____





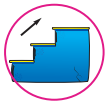



The Sound of Short u

Directions: Trace and write the letters **U** and **u**.

umpire

Directions: Say the name of each picture. Circle each picture whose name begins with the same sound you hear at the beginning of **umpire**.











78

Name _____









The Sound of Short u


Uu






rug

Directions: Say the name of each picture. Circle each picture whose name has the same middle sound you hear in the middle of **rug**.

Directions: Circle the picture whose name rhymes with .




79

Name _____

Vowel Review: Short u

Directions: Write the letter **u** next to each picture that begins with the short **u** sound.

10






u




u

u

Directions: Circle each picture whose name has the same middle sound as .







80

Name _____

Letter Vv

Directions: Circle the letters that are the same in each row.

Vv



violin

V

N

V

X

V

U


v

Z


v

v


Directions: Circle the letter **v** in each word.



vase



dive



vine


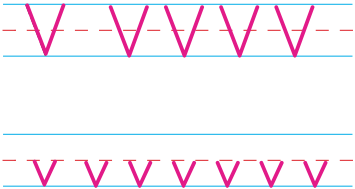
81

Answer Key

Name _____









The Sound of v

Directions: Trace and write the letters **V** and **v**.

violin



Directions: Say the name of each picture. Circle each picture whose name begins with the same sound you hear at the beginning of **violin**.

82




Name _____

The Sound of v

violin

Directions: Say the name of each picture. Write the letter **v** below each picture whose name begins with the sound of **v**.

Directions: Draw a picture of something whose name begins with the sound of **v**.


Pictures will vary.

83

Name _____

Letter Ww




Directions: Circle the letters that are the same in each row.

Ww  wagon

Y W W W N

X W V W W

Directions: Circle the letter **w** in each word.



watch window yawnw

84

Name _____









The Sound of w

Directions: Trace and write the letters **W** and **w**.

wagon

Directions: Say the name of each picture. Circle each picture whose name begins with the same sound you hear at the beginning of **wagon**.











85


Answer Key


Name _____


The Sound of w

Ww  wagon

Directions: Say the name of each picture. Write the letter **w** below each picture whose name begins with the sound of **w**.







Directions: Draw a picture of something whose name begins with the sound of **w**.


Pictures will vary.

86

Name _____

Letter Xx


Directions: Circle the letters that are the same in each row.


Xx  box


X Y X Z X

x x t y x

Directions: Circle the letter **x** in each word.


~~six~~


~~fox~~



~~ax~~

87

Name _____

The Sound of x


Directions: Trace and write the letters **X** and **x**.





XXXXX


xxxxx


Directions: Say the name of each picture. Circle each picture whose name **ends** with the same sound you hear at the end of **box**.
















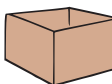





88


Name _____


The Sound of x

Xx  box

Directions: Say the name of each picture. Write the letter **x** below each picture whose name **ends** with the sound of **x**.







Directions: Draw a picture of something whose name **ends** with the sound of **x**.

Pictures will vary.


89

Answer Key

Name _____

Letter Yy




Directions: Circle the letters that are the same in each row.

Yy  yo-yo

Y Y K T Y

y w v y y

Directions: Circle the letter y in each word.


yard yarn boy

90

Name _____

The Sound of y





Directions: Trace and write the letters Y and y.





 yo-yo

Y Y Y Y Y

y y y y y y y

Directions: Say the name of each picture. Circle each picture whose name begins with the same sound you hear at the beginning of yo-yo.


91

Name _____

The Sound of y

Yy  yo-yo

Directions: Say the name of each picture. Write the letter y below each picture whose name begins with the sound of y.

y y y

Directions: Draw a picture of something whose name begins with the sound of y.


Pictures will vary.

92

Name _____

Letter Zz




Directions: Circle the letters that are the same in each row.

Zz  zebra

I Z N Z Z

W Z Z S Z

Directions: Circle the letter z in each word.

zoo zipper puzzle


93


Answer Key

Name _____

The Sound of z









Directions: Trace and write the letters **Z** and **z**.





zebra

Directions: Say the name of each picture. Circle each picture whose name begins with the same sound you hear at the beginning of **zebra**.











94

Name _____




The Sound of z

Zz



zebra

Directions: Say the name of each picture. Write the letter **z** below each picture whose name begins with the sound of **z**.

z

z

Directions: Draw a picture of something whose name begins with the sound of **z**.






Pictures will vary.

95

Name _____

Consonant Review: V, W, X, Y, Z

Directions: Draw a line to match each picture name to the letter that shows its beginning sound (or ending sound for **x**).

V

W

X

Y

Z


Connections: Vase to V, Well to W, Van to V, Fox to X, Zipper to Z.

96


Name _____

Consonant Check-Up


Directions: Write the letter or letters that show the beginning sound of each picture name.




v




s




t



b




j




k

?

qu



r



z










97

Answer Key

Name _____

Consonant Check-Up

Directions: Write the letter that shows the beginning sound of each picture name.





















		
t	g	c
		
b	p	s
		
r	y	d

98

Name _____

Vowel Check-Up

Directions: Circle the pictures in each row whose names have the same beginning vowel sound.

99

Name _____

Matching Letters

Directions: In each row, circle the letter that is the same as the first letter in the row.

G	O	R	G	B
M	T	P	Y	M
R	N	B	R	I
B	B	O	Y	P
W	A	M	W	B
J	U	C	J	B
T	T	I	L	E

100

Name _____

Matching Letters

Directions: In each row, circle the letter that is the same as the first letter in the row.

a	m	a	h	c
d	t	o	d	r
k	w	d	t	k
f	h	t	p	f
q	q	o	g	m
c	o	z	c	g
s	w	s	m	a

101

Answer Key

Name _____

Recognizing Letters

Directions: In each row, circle the letters that go with the first letter in the row.

S	p	s	t	s
f	T	O	F	F
j	J	G	O	J
O	b	o	o	m
P	p	s	t	p
I	z	i	t	i
m	A	M	N	M

102

Name _____

Recognizing Letters

Directions: In each row, circle the letters that go with the first letter in the row.

















c	C	L	C	O
K	k	p	h	k
t	N	T	T	Z
Y	y	y	z	f
U	u	o	u	n
W	t	w	u	w
v	V	A	B	V

103

Name _____

Beginning Sounds

Directions: Say the name of each picture. In each row, circle the pictures whose names begin with the same sound as the first picture in the row.

















			
			
			
			

104

Name _____

Beginning Sounds

Directions: Say the name of each picture. In each row, circle the pictures whose names begin with the same sound as the first picture in the row.

















105

Answer Key

Name _____

Ending Sounds

Directions: Say the name of each picture. In each row, circle the pictures whose names **end** with the same sound as the first picture in the row.














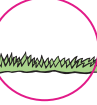


			
			
			
			

106

Name _____

Ending Sounds

Directions: Say the name of each picture. In each row, circle the pictures whose names **end** with the same sound as the first picture in the row.
















			
			
			
			

107

Name _____

Short Vowels

Directions: Look at the letter and name the pictures in each row. Circle each picture whose name has the same short vowel sound the letter makes.

a			
e			
i			
o			
u			

108

Name _____

Review: ABC Order

Directions: Trace the letters and write the missing letters to complete the alphabet.

a	b	c	d	e
f	g	h	i	j
k	l	m	n	o
p	q	r	s	t
u	v	w	x	y
z				

109

Answer Key

Name _____

ABC Order

Directions: Trace the letters in each box. Write the missing letters in the blanks. The letters within each box should be in ABC order.

Each letter has its own place in the alphabet.

a b c d e f g h i j k l m
n o p q r s t u v w x y z

m n o p t u v w


a b c d c d e f

w x y z p q r s


j k l m f g h i

110


Notes



Notes



Notes



Stop the summer slide. Start Summer Bridge Activities®.


You've probably heard of "summer learning loss," or the "summer slide." Studies have shown that children can *lose up to 2.5 months of learning* over the summer. But did you know that summer learning loss could have a cumulative effect with a long-term impact on children's skills and success?

Summer Bridge Activities® are an easy, effective, and fun way to keep your child's mind sharp all summer long.

Inside each book you'll find:

- ✱ Essential math, language arts, reading, social studies, science, and character development skills
- ✱ Encouraging stickers and certificates to keep kids motivated
- ✱ Outdoor fitness activities to keep them moving
- ✱ Free access to the **Summer Bridge Activities®** online companion site

With **Summer Bridge Activities®**, your child will be on track for a terrific school year, and beyond. That's why we say; ***just 15 minutes a day goes a long way!***



Newly updated, **Summer Bridge Activities®** books align to state learning standards.

carsondellosa.com/summerbridge

Phonics

SPECTRUM®









Supporting your child's educational journey every step of the way.

Spectrum® provides specific support in the skills and standards that your child is learning in today's classroom.

- Comprehensive, grade-specific titles to prepare for the year ahead
- Subject-specific practice to reinforce classroom learning
- Skill-specific titles to enrich and enhance educational concepts
- Test preparation titles to support test-taking skills

No matter your need, *Spectrum* is with you every step of the way.

Spectrum is available in these titles for kindergarten success:



carsondellosa.com