

SPECTRUM[®]

Phonics


GRADE

2






Focused Practice for Phonics Mastery

- Blends
- Hard and soft consonants
- Long and short vowel sounds
- Vowel pairs
- Answer key

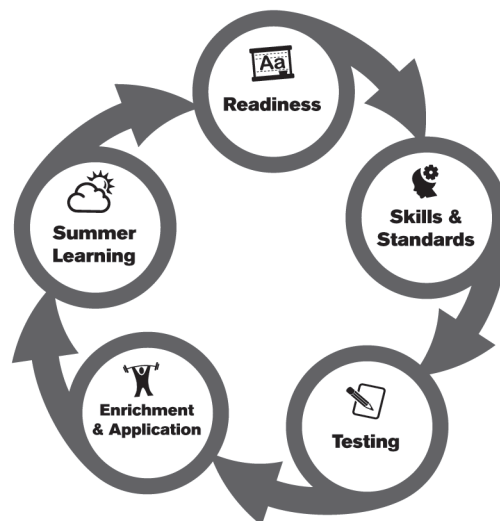


Support your child's educational journey throughout the year!

For over 40 years, Carson Dellosa has provided quality educational products that help children excel at school and home.

				
Readiness	Skills & Standards	Testing	Enrichment & Application	Summer Learning
Preparing your child for the upcoming school year	Supporting your child with subject- and skill-based practice	Providing your child with the essential skills and strategies for test-day success	Extending your child's learning with real-world applications	Keeping your child's skills sharp all summer long

**Carson Dellosa—your partner in education
from PreK through 8th grade**





Phonics

Grade 2

Spectrum®

An imprint of Carson Dellosa Education
Greensboro, North Carolina

Spectrum®
An imprint of Carson Dellosa Education
P.O. Box 35665
Greensboro, NC 27425 USA

© 2015 Carson Dellosa Education. Except as permitted under the United States Copyright Act, no part of this publication may be reproduced, stored, or distributed in any form or by any means (mechanically, electronically, recording, etc.) without the prior written consent of Carson Dellosa Education. Spectrum is an imprint of Carson Dellosa Education.

ISBN 978-1-4838-1510-7

Table of Contents

Index of Skills	5
Review: Beginning and Ending Sounds	6
Short a	8
Short e	11
Short i	14
Short o	17
Short u	20
Review: Short Vowels	23
Check Up: Short Vowels	24
Long a	25
Long i	27
Long o	29
Long u	31
Review: Long Vowels	33
Check Up: Long Vowels	34
Short and Long Vowels	35
Check Up: Short and Long Vowels	39
Hard and Soft c	40
Hard and Soft g	42
Review: Hard and Soft c and g	44
Check Up: Hard and Soft c and g	45
Consonant Blends With S	46
Consonant Blends With L	48
Consonant Blends With R	50
Review: Consonant Blends	52
Final Consonant Blends	53
Review: Final Consonant Blends	55
Final Consonant Blends	56
Review: Final Consonant Blends	58
Final Consonant Blends	59

Review: Final Consonant Blends	61
Three-Letter Consonant Blends	62
Review: Three-Letter Consonant Blends	65
Check Up: Consonant Blends	66
Silent Consonants	67
Review: Silent Consonants.	75
Check Up: Silent Consonants	76
Vowel Pairs: AI and AY	77
Vowel Pairs: EE and EA	80
Vowel Pairs: OA and OW	83
Review: Vowel Pairs	86
Vowel Pair OO	87
Vowel Pairs: AU and AW	89
Vowel Pair: EW	92
Review: Vowel Pairs	94
The Sounds of Y	95
Check Up: Vowel Pairs and Sounds of Y	98
Consonant Pairs.	99
Final Consonant Pairs	101
Final Consonant Pairs and Blends.	102
Review: Consonant Pairs and Blends	103
Check Up: Consonant Pairs and Blends	104
Vowels With R	105
Review: Vowels With R	112
Check Up: Vowels With R	113
Vowel Pairs: OI and OY	114
Vowel Pairs: OU and OW	117
Review: Vowel Pairs	120
Check Up: Vowel Pairs	121
Letters and Their Sounds.	122
Practice Pages	125
Answer Key	129

Index of Skills

Phonics Grade 2

Numerals indicate the exercise pages on which these skills appear.

Auditory Skills

Associate sounds with letters—all activities

Discriminate consonant sounds—40, 41, 42, 43, 44, 45, 46, 47, 48, 49, 50, 51, 52, 53, 54, 55, 56, 57, 58, 59, 60, 61, 62, 63, 64, 65, 66, 67, 68, 69, 70, 71, 72, 73, 74, 75, 76, 99, 100, 101, 102, 103, 104

Discriminate initial sounds—6, 7, 46, 47, 48, 49, 50, 51, 52, 62, 63, 64, 65, 66, 67, 68, 69, 99, 100, 103, 104

Discriminate final sounds—6, 7, 53, 54, 55, 56, 57, 58, 59, 60, 61, 66, 101, 102, 103, 104

Discriminate vowel sounds—8, 9, 10, 11, 12, 13, 14, 15, 16, 17, 18, 19, 20, 21, 22, 23, 24, 25, 26, 27, 28, 29, 30, 31, 32, 33, 34, 35, 36, 37, 38, 39, 77, 78, 79, 80, 81, 82, 83, 84, 85, 86, 87, 88, 89, 90, 91, 92, 93, 94, 95, 96, 97, 98, 105, 106, 107, 108, 109, 110, 111, 112, 113, 114, 115, 116, 117, 118, 119, 120, 121

Following directions—all activities

Recognize rhyming words—12, 16, 18, 21, 31, 33, 53, 56, 59, 77, 87, 89, 102, 110, 120

Visual Skills

Discriminate pictures/identify objects—6, 7, 8, 9, 11, 12, 13, 14, 15, 16, 17, 18, 19, 20, 21, 22, 24, 25, 26, 27, 28, 29, 30, 31, 32, 33, 34, 35, 36, 37, 38, 40, 41, 42, 43, 44, 45, 46, 47, 48, 49, 50, 51, 52, 53, 54, 55, 56, 57, 58, 59, 60, 61, 62, 63, 65, 66, 67, 68, 70, 71, 73, 75, 76, 77, 78, 80, 81, 83, 84, 86, 87, 88, 89, 90, 92, 94, 95, 96, 98, 99, 100, 101, 102, 103, 105, 106, 107, 108, 109, 110, 112, 114, 115, 117, 118, 120, 121

Discriminate words—9, 10, 11, 12, 13, 14, 15, 16, 17, 18, 19, 20, 21, 22, 23, 24, 26, 27, 28, 29, 30, 31, 32, 33, 34, 35, 39, 40, 41, 42, 43, 45, 47, 49, 51, 52, 53, 55, 56, 57, 58, 59, 60, 61, 63, 64, 65, 68, 69, 70, 72, 73, 74, 76, 77, 78, 79, 80, 82, 83, 84, 85, 87, 88, 89, 90, 91, 92, 93, 94, 95, 96, 97, 100, 102, 103, 104, 105, 107, 109, 110, 111, 112, 113, 114, 116, 117, 119

Writing Skills

Write letters—6, 7, 23, 25, 27, 29, 31, 33, 37, 44, 46, 48, 50, 53, 56, 59, 62, 66, 67, 86, 99, 101, 106, 108, 115, 118

Write words—9, 10, 11, 12, 13, 14, 15, 16, 17, 18, 19, 20, 21, 22, 24, 25, 26, 27, 28, 29, 30, 31, 32, 33, 34, 35, 36, 38, 39, 40, 41, 42, 43, 45, 47, 49, 51, 52, 53, 55, 56, 58, 59, 61, 62, 64, 65, 68, 69, 70, 72, 73, 74, 76, 77, 78, 79, 80, 82, 83, 85, 86, 87, 88, 89, 90, 91, 92, 93, 94, 95, 96, 97, 98, 99, 100, 101, 102, 103, 104, 105, 106, 107, 108, 109, 110, 111, 112, 114, 115, 116, 117, 118, 119, 120, 121

Write sentences—13, 15, 19, 26, 47, 49, 51, 60, 63, 67, 68, 71, 73, 75, 80, 81, 83, 84, 92, 109, 113, 114

Short Vowels

a—8, 9, 10, 23, 24, 35, 36, 37, 38

e—11, 12, 13, 23, 24, 35, 36, 37, 38, 81, 82, 86, 98

i—14, 15, 16, 23, 24, 35, 36, 37, 38

o—17, 18, 19, 23, 24, 35, 36, 37, 38

u—20, 21, 22, 23, 24, 35, 36, 37, 38

Long Vowels

a—25, 26, 33, 34, 35, 36, 37, 38, 77, 78, 79, 86, 98

e—80, 81, 82, 86, 95, 96, 97, 98

i—27, 28, 33, 34, 35, 36, 37, 38

o—29, 30, 33, 34, 35, 36, 37, 38, 83, 84, 85, 86

u—31, 32, 33, 34, 35, 36, 37, 38

y—95, 96, 97, 98

Other Vowel Sounds

ar—105, 106, 110, 111, 112, 113

au—89, 90, 91, 94

aw—89, 90, 91, 94

er—105, 106, 111, 112

ew—92, 93, 94

ir—107, 108, 110, 111, 112, 113

oi—114, 115, 116, 120, 121

oo—87, 88, 94, 98

or—107, 108, 110, 111, 112, 113

ou—117, 118, 119, 120, 121

ow—117, 118, 119, 120, 121

oy—114, 115, 116, 120, 121

ur—109, 110, 111, 112, 113

Consonant Blends—46, 47, 48, 49, 50, 51, 52, 53, 54, 55, 56, 57, 58, 59, 60, 61, 62, 63, 64, 65, 66, 102, 103, 104

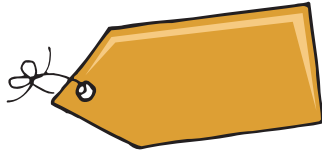
Consonant Pairs—99, 100, 101, 102, 103, 104

Silent Consonants—67, 68, 69, 70, 71, 72, 73, 74, 75, 76

Name _____

Review: Beginning and Ending Sounds

Directions: Say the name of each picture. Write the missing letter or letters to complete each word.



ta____



____an




____u____



____op



si____



____u____



____eb




____a____


Name _____

Review: Beginning and Ending Sounds

Directions: Say the name of each picture. Write the missing letter or letters to complete each word.




___an



___a___




do___



___i___




___op



be___



___a___





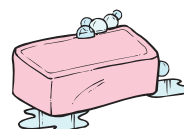


___a___

Name _____

Short a

Directions: Connect all the pictures whose names have the short **a** sound from the cat to the bag.



Name _____

Short a

Directions: Write the word from the Word Box that names each picture.

van
add

cab
ham

hat
ant

apple
can

map
hand

pan
ax

















$$4 + 1 = 5$$









Name _____

Short a

Directions: Write the word from the Word Box that best completes each sentence.

pan hand hat has ant as ham apple am

1. An _____ is very tiny.
2. Can you _____ Dad the bag?
3. I wear a _____.
4. I _____ glad.
5. He is _____ tall as a yardstick.
6. Mom will fry fish in a _____.
7. We had _____ for lunch.
8. She _____ a new hat.
9. The _____ is red.

Name _____

Short e

Directions: Write the word from the Word Box that names each picture.

desk

bed

net

tent

web

leg

nest

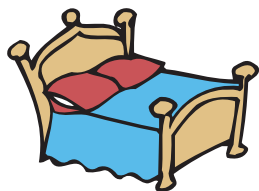
hen

egg

jet

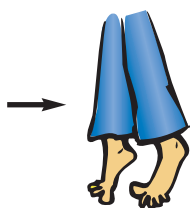
belt


dress



























Name _____

Short e

Directions: Write a word that rhymes with each word below.

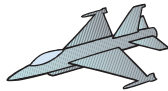
1. nest




2. net



3. jet



4. sled



5. hen



Directions: Draw a picture of something whose name has the short **e** sound. Then, write the word that names the picture.

Name _____

Short e

Directions: Write the word from the Word Box that best completes each sentence.

beg

smell

net

wet

nest

1. Dad had the frog in a _____.



2. The bird sleeps in its _____.



3. Can you _____ the flower?



4. The shirt is _____.



5. My dog likes to _____.



Directions: Write two short **e** words of your own. Then, use each word in a sentence.

1. _____

2. _____

1. _____

2. _____

Name _____

Short i

Directions: Write the word from the Word Box that names each picture.

hill
milk

dig
hit

fish
ring

bib
six

sit
pig

1.




--	--	--

2.



--	--	--	--

3.




--	--	--	--

4.



--	--	--

5.



--	--	--

6.



--	--	--	--

7.



--	--	--

8.



--	--	--	--

9.



--	--	--

10.



--	--	--

Name _____

Short i

Directions: Write the word from the Word Box that best completes each sentence.

lid

zip

dig

milk

crib


1. Spike likes to _____ in the yard.
2. Mom put the baby in the _____.
3. We drink _____ at lunch.
4. Tammy put the _____ on the pan.
5. I can _____ my coat.

Directions: Draw a picture of something whose name has the short **i** sound. Then, write a sentence that tells about your picture.

Name _____

Short i

Directions: Draw a picture of something that rhymes with each word below. Then, write the rhyming word.




pig



bib



grill



fish



hit

Name _____

Short o

Directions: Write the word from the Word Box that names each picture.

dots
rod



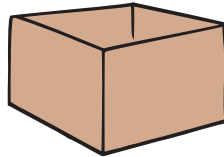

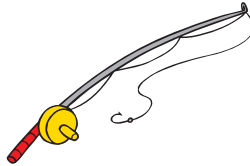
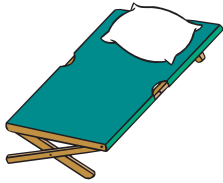
cot
top

lock
pot

cob
hop

box
fox

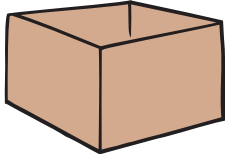
doll
mop



Name _____

Short o

Directions: Draw a picture of something that rhymes with each word below. Then, write the rhyming word.



box



mop



lock



spot



frog

Name _____

Short o

Directions: Write the word from the Word Box that best completes each sentence.

hop

top

cot

hot

chop

1. Molly sleeps on the _____.
2. Dad can _____ with the ax.
3. The pot is very _____.
4. The bunny likes to _____.
5. Can you spin a _____?

Directions: Draw a picture of something whose name has the short o sound. Then, write a sentence that tells about your picture.

Name _____

Short u

Directions: Write the word from the Word Box that names each picture.

run

cub

pup

tub

nut

sun

bus






mug

hug

bug

bun


rug



Name _____

Short u

Directions: Draw a picture of something that rhymes with each word below. Then, write the rhyming word.



bun



jump



hug



cub



pup

Name _____

Short u

Directions: Write the word from the Word Box that best completes each sentence.

bus


drum

sun

rug

bug

1. The _____ is very hot.



2. I take the _____ to school.



3. I see a _____ on my leg.



4. The _____ is red and white.



5. I can play the _____.



Directions: Draw a picture of something whose name has the short **u** sound. Then, write the word that names the picture.

Name _____

Review: Short Vowels



Directions: Write a vowel in the middle of each puzzle that will make a word across and down.

	w	
p		t
	b	




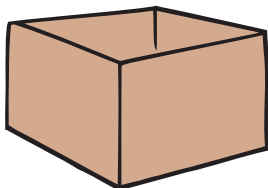
	m	
d		g
	p	

	f	
m		p
	n	



	w	
p		g
	n	

	c	
b		x
	t	



	b	
s		n
	s	

Name _____

Check Up: Short Vowels

Directions: Write the word from the Word Box that names each picture.

fox

jump

tag

bed

cup

six

top

map

















Directions: Write a word that has each short vowel sound listed below. Use different words than those above.

1. a _____

4. o _____

2. e _____

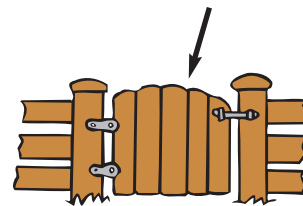

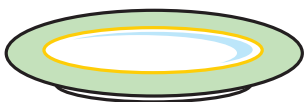
5. u _____

3. i _____

Name _____

Long a

Directions: Circle each picture that has the long **a** sound.



Directions: Fill in the missing letters **a** and **e** for each word. Then, write each word again.

1.



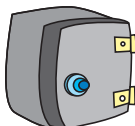
r____k____

2.



c____p____

3.



s____f____

4.



v____s____

5.



c____n____

Name _____

Long a

Directions: Draw a picture of something that has the long **a** sound. Then, write a sentence that tells about your picture.

Directions: Write the word from the Word Box that best completes each sentence.

ape

lake

cane

vase

bake

game

1. We swim in the _____.



2. Mom put flowers in the _____.



3. Sam plays a _____.



4. I will _____ a cake.



5. Grandpa needs a _____ to walk.






6. We saw an _____ at the zoo.



Name _____

Long i

Directions: Draw a line to match each picture with its name.



bite

slide

line

hive

pine

Directions: Write the missing letters **i** and **e** for each word. Then, write each word again.

1.



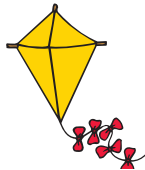
f____v____

2.



v____n____

3.



k____t____

4.



b____k____

Name _____

Long i

Directions: Draw a picture of something that has the long i sound. Then, write the word that names the picture.

Directions: Write the word from the Word Box that best completes each sentence.

bite

dive

kite

ride

bike

pine

1. My _____ is up in the tree.



2. I ride my _____ to school.



3. I like the smell of _____ trees.



4. Can you _____ a horse?



5. Take a _____ of the pizza.



6. Dave will _____ into the pool.



Name _____

Long o

Directions: Write the word from the Word Box that names each picture.

stove

cone

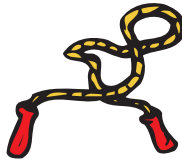
pole

rope


bone

nose













Directions: Write the missing letters **o** and **e** for each word. Then, write each word again.

1.



r____s____

2.



gl____b____

3.



h____s____

Name _____

Long o

Directions: Write the word from the Word Box that best completes each sentence.

hose

note

rose

stove


rope

bone

1. Mom gave Dad a _____.
2. Put the _____ in the car.
3. Spike will give Fido a _____.
4. Can you sing that _____?
5. Dad has a green _____ in the yard.
6. The _____ is very hot.



Directions: Write the word that names each picture below.



Name _____

Long u

Directions: Write the missing letters **u** and **e** for each word. Then, write each word again.

1.



t____n____

2.



m____l____

3.



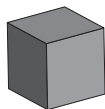
d____n____

4.



c____t____

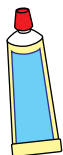
5.



c____b____

Directions: Write a word that rhymes with each word below.

1.



tube

2.



prune

3.

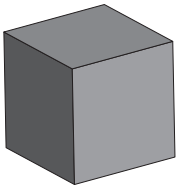


flute

Name _____

Long u


Directions: Circle the word that names the picture. Then, write the word on the line.




cub
cube
cup



rug
mule
ruler



mug
mule
tune



cute
flute
fun



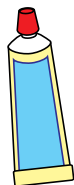
tune
nut
tube




den
dune
tune



dune
tune
prune



tub
tuba
tube



cute
cut
cube

Name _____

Review: Long Vowels

Directions: Write the missing vowels to complete each word.

1.



r____k____

2.



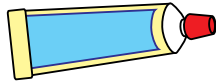
r____b____

3.



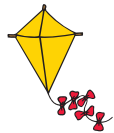
t____p____

4.



t____b____

5.



k____t____

Directions: Write a word that rhymes with each word below.

1. vine _____

5. wave _____

2. gate _____

6. like _____

3. hose _____

7. tune _____

4. cube _____

8. game _____

Name _____

Check Up: Long Vowels

Directions: Write the word from the Word Box that names each picture.

cape

safe

bike

vase

mule

bone

tube

prune

hose

cone

cube

nine

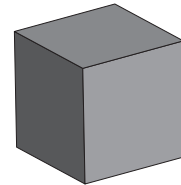









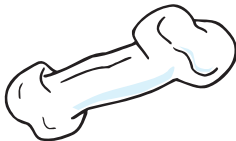


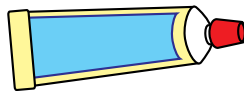


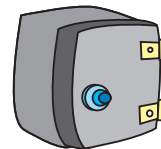












Name _____

Short and Long Vowels

Directions: Write the word from the Word Box that names each picture.

duck
cub

pan
dress

rod
slide

skates
cone

lips
vine

tape
flute

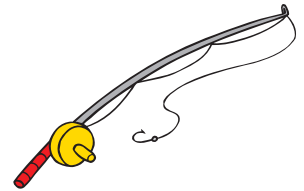
























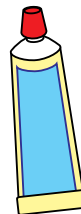

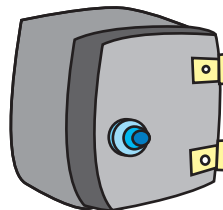


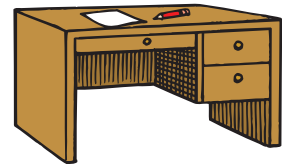






Name _____

Short and Long Vowels

Directions: Write each picture name in the correct column.



Short Vowel Words


Long Vowel Words

Name _____

Short and Long Vowels

Directions: Write the missing vowel or vowels for each word.

1.



b__g

2.



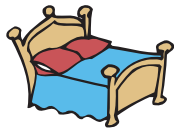
b__k__

3.



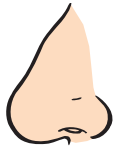
r__p__

4.



b__d

5.



n__s__

6.



t__p

7.



m__p

8.



m__l__

9.



b__b

10.



p__n__

Name _____

Short and Long Vowels

Directions: Draw a picture of something whose name has the vowel sound written in each box. Then, write the word that names each picture.

Long u _____	Short a _____	Short e _____
Long i _____	Long o _____	Short i _____
Short u _____	Long a _____	Short o _____

Check Up: Short and Long Vowels

Directions: Circle the word that best completes each sentence. Then, write the word in the blank.

1. Lisa put the hat in the _____.
bone box robe
2. A _____ is a very large animal.
hag hose hog
3. The mother bear takes care of her _____.
cube cup cub
4. Let's play a _____.
gum gate game
5. I will play a _____ on the flute.
tub tube tune
6. Put the _____ on the boat.
robe rope nine
7. I like to go down the _____.
five fish slide
8. He will wash the dog in the _____.
tub tube tag

Name _____

Hard and Soft c

Directions: The letter **c** can have the hard sound of **k**. It can also have the soft sound of **s**. Draw a line to match each word with its picture.

Hard **c** = calf



Soft **c** = cent



cot

ice

city

coat

Directions: Write each picture name from above in the correct column.

Hard c Words

Soft c Words

Name _____

Hard and Soft c

Directions: Write the word from the Word Box that names each picture.

pencil
car

city
cup


fence
cent

cow
cab


ice
face


mice
cap











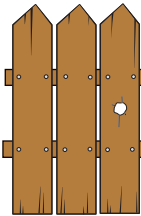



















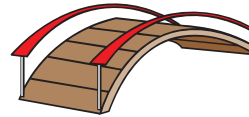
Name _____

Hard and Soft g

Directions: The letter **g** can have a hard sound and a soft sound. Draw a line to match each word with its picture.

Hard **g** = gas

Soft **g** = bridge



cage

stage

garden

game

Directions: Write each picture name from above in the correct column.

Hard g Words

Soft g Words

Name _____

Hard and Soft g

Directions: Write the word from the Word Box that names each picture.

wig
stage


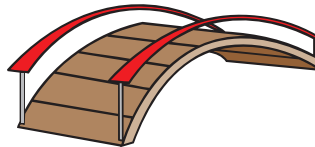
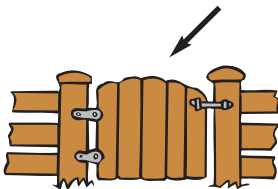


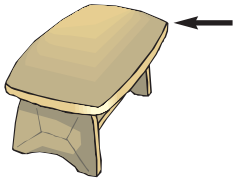
edge
globe

judge
dog

goat
page

gate
bridge

cage
pig



Name _____

Review: Hard and Soft c and g

Directions: Write the missing letter **c** or **g** for each word. Then, circle the word hard or soft to tell how the letter sounds.

1.



____as

hard

soft

2.



sta____e

hard

soft

3.




____age

hard

soft

4.



fa____e

hard

soft

5.

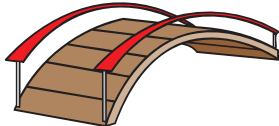


i____e

hard

soft

6.



brid____e

hard

soft

7.



____alf

hard

soft

8.



____arden

hard

soft

9.




jud____e

hard

soft

10.



mi____e

hard

soft

Check Up: Hard and Soft c and g

Directions: Circle the word that best completes each sentence. Then, write the word in the blank.

1. Mom has on a _____ dress.
leg lace place
2. We will drive across the _____.
judge fence bridge
3. We saw a _____ at the farm.
goat gas edge
4. Dad goes to work in the _____.
ice fence city
5. Emily wears a _____ when it is cold.
cow cab coat
6. What do you plant in your _____?
cup cage garden
7. Mom does not like _____.
edge mice pencil
8. The _____ is a kind man.
judge page cent

Name _____

Consonant Blends With S

Directions: Write the consonant blend that shows the beginning sound of each picture name.

sn


sk

st

sm

sl

sw




___ake



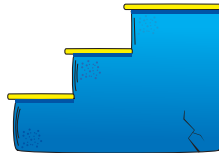
___ore




___ates



___ide



___eps



___oke



___ing




___ile




___ail



___unk



___age



___eep

Name _____

Consonant Blends With S

Directions: Write the word from the Word Box that names each picture.

square

snap

spoon


sled

store

scare













Directions: Write two sentences. Use one word from above in each sentence.

1. _____

2. _____

Name _____

Consonant Blends With L

Directions: Write the consonant blend that shows the beginning sound of each picture name.

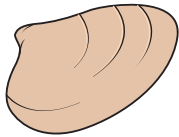
pl

cl

fl

gl

bl




___am



___ower



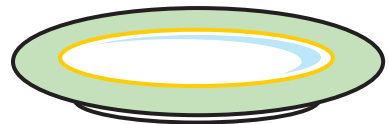
___ock




___ag



___obe



___ate



___ug



___ap



___ub



___own



___ute



___ane

Name _____

Consonant Blends With L

Directions: Write the word from the Word Box that names each picture.

blow

clip

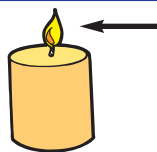
flame

glass

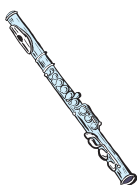
fly

flute













Directions: Write two sentences. Use one word from above in each sentence.

1. _____

2. _____

Name _____

Consonant Blends With R

Directions: Write the consonant blend that shows the beginning sound of each picture name.

dr

br

cr

fr

tr

pr



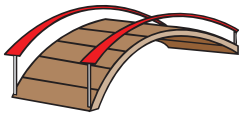
____ide




____og



____ow



____idge



____ab



____ess



____um



____ap




____ize



____oom



____ame



____uit

Name _____

Consonant Blends With R

Directions: Write the word from the Word Box that names each picture.

crayon

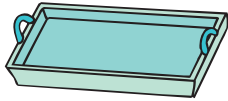
tray

prince

dress

crown

tree





Directions: Write two sentences. Use one word from above in each sentence.

1. _____

2. _____

Name _____

Review: Consonant Blends

Directions: Write the word from the Word Box that names each picture.

bridge

stage

snake

grass

tree

crab

crown

sled



globe



flag


plug

bride









Name _____

Final Consonant Blends

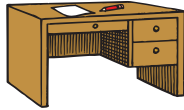
Directions: Write the final consonant blend for each word. Then, write each word again.

1.



ca_____

2.



de_____

3.



roa_____

4.



toa_____

5.



ma_____

Directions: Write the word that rhymes with each word below.

1.



mist



2.



vest



3.




roast




Name _____

Final Consonant Blends


Directions: Circle the consonant blend that you hear at the end of each picture name.




st sk



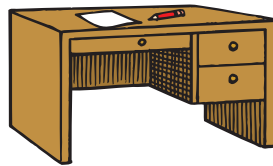
st sk




st sk




st sk



st sk



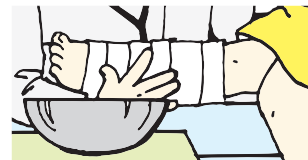
st sk



st sk



st sk



st sk



st sk



st sk



st sk

Name _____

Review: Final Consonant Blends

Directions: Write the word from the Word Box that names each picture.

mask

list

vest

desk

fist

mist

chest

tusk


roast


nest

crust


toast



























Name _____

Final Consonant Blends

Directions: Write the final consonant blend of each word. Then, write each word again.

1.



sta_____

2.



pai_____

3.



sku_____

4.



pla_____

5.



ce_____

Directions: Write a word that rhymes with each word below.

1.



band



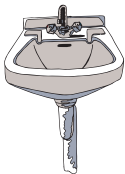
2.



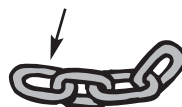
stump



3.



sink



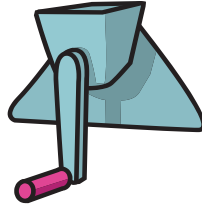
Name _____

Final Consonant Blends

Directions: Circle the word that names each picture.



pond
point
paint



bank
crank
cent



stand
cent
tent



pump
paint
plant




lamp
pump
stump



wink
sink
wind



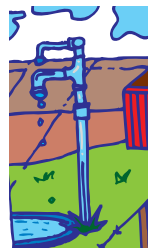
band
bank
pond



ant
stand
and



stump
stamp
stand



stump
pond
pump

Name _____

Review: Final Consonant Blends

Directions: Write the word from the Word Box that names each picture.

cast
skunk

cent
sink

mask
pond

hand
desk

plant
bank

lamp
stamp



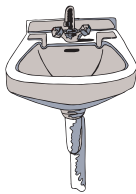























Name _____

Final Consonant Blends

Directions: Write the final consonant blend to complete each word. Then, write each word again.

1.



ra_____

2.



qui_____

3.



wo_____

4.



wi_____

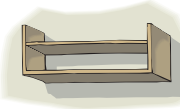
5.



go_____

Directions: Write the word that rhymes with each word below.

1.



shelf



2.



lift



3.



melt



Name _____

Final Consonant Blends

Directions: Circle the word that names each picture.



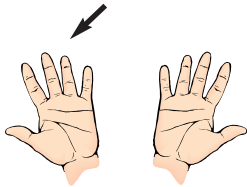
shelf
elf
wolf



melt
belt
self



lift
gift
golf



left
elf
let



craft
lift
raft



melt
shelf
elf

Directions: Write two sentences. Use one word that you circled above in each sentence.

1.

2.

Name _____

Review: Final Consonant Blends

Directions: Write the word from the Word Box that names each picture.

wilt

belt

raft

quilt

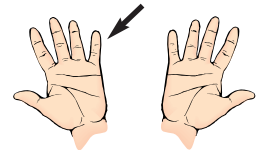
lift

wolf

shelf

left





Directions: Look at the picture and write the word that best completes each sentence.

1. The _____ is very small.



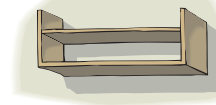
2. Mom gave Dad a _____.



3. Do you play _____?



4. Put the books on the _____.



5. The ice will _____ in the sun.



Name _____

Three-Letter Consonant Blends

Directions: Write a three-letter consonant blend to complete each word. Then, write each word again.

1.



_____eet

2.



_____ew

3.



_____it

4.



_____eam

5.



_____eam

6.



_____ub

7.



_____ash

8.



_____ing

9.



_____ap

10.



_____ong

Name _____

Three-Letter Consonant Blends

Directions: Draw a picture to go with each word below. Then, write a sentence that tells about each picture. Make sure to use the word in the sentence.

scream

street

splash

scrub

Name _____

Three-Letter Consonant Blends

Directions: Write the word from the Word Box that best completes each sentence.

stripes	scrape	street	sprain	
spray	scrap	splash	stream	scrub

1. There are many houses on my _____.
2. Dad will _____ the garden with the hose.
3. Steve makes a big _____ when he jumps in the pool.
4. Write your name on this _____ of paper.
5. Grandpa and I fish in the _____.
6. I do not like to _____ the floor.
7. Oliver has a _____ on his knee.
8. My new kitten has black and gray _____.
9. Mom got a bad _____ when she fell.

Name _____

Review: 3-Letter Consonant Blends

Directions: Write the word from the Word Box that names each picture.

scream
screw

stripes
spring

strap
string

street
split


strong
splash

scrub
stream




























Name _____

Check Up: Consonant Blends


Directions: Write a consonant blend to complete each word.

1.



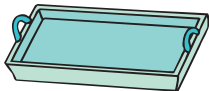
_____ing

2.



_____ag

3.



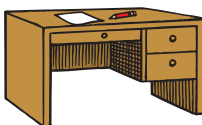
_____ay

4.



_____it

5.



de_____

6.



_____own

7.



sku_____

8.




ne_____

9.



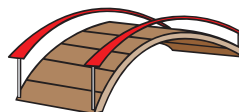
_____oon

10.




_____ake

11.



_____idge

12.



_____og

Name _____

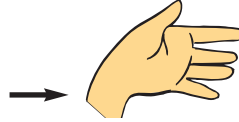
Silent Consonants

Directions: Write **kn** or **wr** to show the letters that make the beginning sound of each picture name.

The letters **kn** make the sound of **n**.
The letters **wr** make the sound of **r**.



knife



wrist



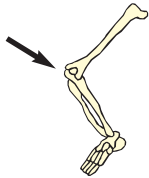
____ot



____ite




____eath



____ee



____ock



____ap

Directions: Write two sentences. Use one word from above in each sentence.

1. _____

2. _____

Name _____

Silent Consonants

Directions: Write the word from the Word Box that names each picture.

wrench

knock

wrist

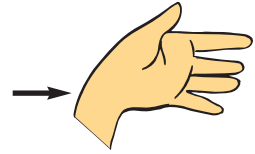
kneel

write


knit













Directions: Write two sentences. Use one word from above in each sentence.

1. _____

2. _____

Name _____

Silent Consonants

Directions: Write the word from the Word Box that best completes each sentence.

knot	write	wrap	knife	wrong
know	knock	knee	knit	


1. Can you _____ this gift for Mom?
2. I _____ how to swim.
3. T.J. likes to _____ letters.
4. I fell and hurt my _____.
5. The telephone call was a _____ number.
6. Grandma wants to _____ a scarf for me.
7. There was a _____ in the rope.
8. I hear a _____ at the door.
9. Put a _____ and fork on the table.

Name _____

Silent Consonants

Directions: Write the word from the Word Box that names each picture.

The letters **ck** make the sound of **k**.



duck


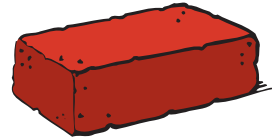
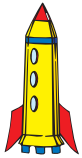
rock
jacket

dock
clock

pocket
rocket

brick
tack

truck



Name _____

Silent Consonants

Directions: Draw a picture to go with each word below. Then, write a sentence that tells about each picture. Make sure to use the word in the sentence.

pocket

rocket

truck

rock

Name _____

Silent Consonants

Directions: Write the word from the Word Box that best completes each sentence.

pack	duck	snack	chicks	dock
clock	tricks	lock	black	

1. Did you hear that _____ quack?
2. My _____ shows the wrong time.
3. Grandma has baby _____ at the farm.
4. Dad gave me a _____ for my bike.
5. My dog has _____ and white fur.
6. Mom steered the boat to the _____.
7. Dave put his books in his _____.
8. Matt likes to play _____ on his friends.
9. I am hungry for a _____.

Name _____

Silent Consonants

Directions: Write the word from the Word Box that names each picture.

When **g** and **h** are together in a word, they are often silent.

8 eight

eighty

light

knight

high

bright

night



80









Directions: Write two sentences. Use one word from above in each sentence.

1. _____

2. _____

Name _____

Silent Consonants

Directions: Write the word from the Word Box that best completes each sentence.

might
tight

right
eighty

fight
light

night
high

sight

1. Grandpa is almost _____ years old.
2. We _____ not have school tomorrow.
3. My red jacket is too _____.
4. Mom was _____ about the storm.
5. The snowy trees are a pretty _____.
6. The _____ is very bright.
7. It rained all _____ long.
8. I can't reach that _____ shelf.
9. Dad doesn't like it when we _____.

Name _____

Review: Silent Consonants

Directions: Write a sentence that tells about each picture.



1.



2.



3.



4.



5.



6.

Name _____

Check Up: Silent Consonants

Directions: Write the word from the Word Box that names each picture.

chicks
wrist

rock
write


lock
pocket

knit
wrap

knight
knot


knock
light










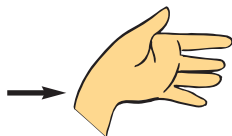
















Name _____

Vowel Pairs: AI and AY

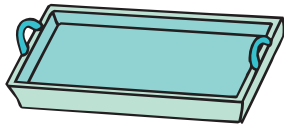
Directions: The vowel pairs **ai** and **ay** can make the long **a** sound. Write the word that rhymes with each word below.



train



tail



tray



clay



snail



Name _____

Vowel Pairs: AI and AY

Directions: Write the word from the Word Box that names each picture.

clay
rain

pail
stain

tail
chain

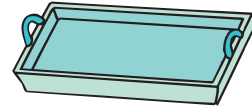
train
pay

paint
sail

mail
tray

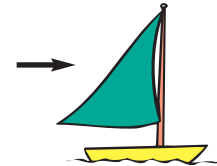


























Name _____

Vowel Pairs: AI and AY

Directions: Write the word from the Word Box that best completes each sentence.

paint
rain

tray
tail

mail
clay

snail
train

hay

1. The _____ is in its shell.
2. Dad brought us cookies on a _____.
3. The cows eat _____.
4. Kelly made a bowl from _____.
5. We don't like to play outside in the _____.
6. Fluffy wags his _____ when he is happy.
7. What color _____ should we use?
8. Grandma took the _____ when she came to see us.
9. I bring in the _____ every day.

Name _____

Vowel Pairs: EE and EA

Directions: The vowel pairs **ee** and **ea** can make the long **e** sound. Write the word from the Word Box that names each picture.

beads

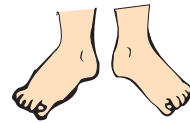
tree

seal

bee

feet

seat





Directions: Write two sentences. Use one word from above in each sentence.

1.

2.

Name _____

Vowel Pairs: EE and EA

Directions: Draw a picture to go with each word below. Then, write a sentence that tells about each picture. Make sure to use the word in the sentence.

leaf

beach

feet

sleep

Name _____

Vowel Pairs: EE and EA

Directions: The vowel pair **ea** can also make the short **e** sound, as in head. Write the word from the Word Box that best completes each sentence.

bread	leak	steam	beak	sleep
beach	sheep	head	leap	

1. Our kitchen sink has a _____.
2. Do you like to swim at the _____?
3. The frog can _____ over the log.
4. Mom likes to bake wheat _____.
5. The bird has a very sharp _____.
6. A baby _____ is called a lamb.
7. James hit his _____ on the shelf.
8. Ryan and Eric will _____ in the tent tonight.
9. I see _____ coming from the teakettle.

Name _____

Vowel Pairs: OA and OW

Directions: The vowel pairs **oa** and **ow** can make the long **o** sound. Write the word from the Word Box that names each picture.

pillow

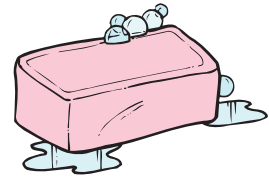
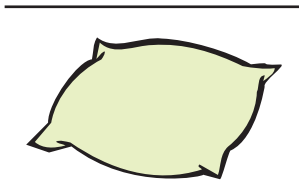
goat

snow

road

crow

soap



Directions: Write two sentences. Use one word from above in each sentence.

1. _____

2. _____

Name _____

Vowel Pairs: OA and OW

Directions: Draw a picture to go with each word below. Then, write a sentence that tells about each picture. Make sure to use the word in the sentence.

coat

window

bowl

toad

Name _____

Vowel Pairs: OA and OW

Directions: Write the word from the Word Box that best completes each sentence.

toad
bowl

row
throw

grown
toast

goat
coat

pillow


1. A baby _____ is called a kid.
2. Can you _____ the ball to Amy?
3. I left my new wool _____ at school.
4. Mom gave me a soft _____.
5. That _____ has bumpy skin.
6. Let's make a _____ of popcorn.
7. The baby has _____ a lot in three months.
8. Dad made eggs and _____ for breakfast.
9. We can _____ the boat into the middle of the lake.

Name _____

Review: Vowel Pairs

Directions: Write the missing vowel pair for each word. Then, write each word again.

1.




b_____k

2.



h_____

3.



s_____p

4.



br_____d

5.



sl_____p

6.



b_____l

7.



s_____l

8.



sn_____l

9.



l_____f

10.



cr_____

Name _____

Vowel Pair: OO

Directions: The vowel pair **oo** can make a short sound, as in hook, and a long sound, as in moon. Write the word that rhymes with each word below.



spoon





book





spool





wood





stools



Name _____

Vowel Pair: OO

Directions: Write the word from the Word Box that names each picture.

spoon

boot

moose

hoop

moon

pool

woods

tooth


hood

hoof

broom

book









Name _____

Vowel Pairs: AU and AW


Directions: The vowel pairs **au** and **aw** can make the sound that you hear in the middle of the words cause and lawn. In each row, write the two words that rhyme with the first word in the row.



fawn







claw






Directions: Draw lines to match the words and pictures.



sauce



laundry



faucet



auto

Name _____

Vowel Pairs: AU and AW

Directions: Write the word from the Word Box that names each picture.

straw

saw

crawl

fawn

auto

claw

paw


sauce

yawn

faucet

laundry

lawn




























Name _____

Vowel Pairs: AU and AW

Directions: Write the word from the Word Box that best completes each sentence.

fawn	caught	straw	auto	lawn
faucet	crawl	shawl	saw	

1. Dad put a new _____ on the sink.
2. A baby deer is called a _____.
3. Mom cut the wood with a _____.
4. My baby brother is just learning to _____.
5. The fish got _____ in the net.
6. Our family bought a new car at the _____ show.
7. The _____ is nice and green in the spring.
8. Grandma wears a _____ to keep warm.
9. Ryan sips his milk through a _____.

Name _____

Vowel Pair: EW

Directions: The vowel pair **ew** can make the long **u** sound. Write the word from the Word Box that names each picture.

news

stew

jewelry

screw

1.



3.



2.



4.



Directions: Write two sentences. Use one word from the Word Box in each sentence.

flew

new

few

grew

1.

2.

Name _____

Vowel Pair: EW

Directions: Write the word from the Word Box that best completes each sentence.

chew
drew

grew
few

dew
flew

jewelry
news

stew

1. Last year, we _____ beans in our garden.
2. We went to the beach a _____ times this summer.
3. There is _____ on the lawn in the morning.
4. Have you heard the good _____?
5. Mom made beef _____ for dinner.
6. Mary _____ a picture of Mom.
7. Murphey likes to _____ on a bone.
8. Mom likes to wear _____.
9. The bird _____ high in the sky.

Name _____

Review: Vowel Pairs

Directions: Write the word from the Word Box that names each picture.

auto	yawn	stew	hood	faucet	fawn
laundry	screw	tooth	claw	book	moose




























Name _____

The Sounds of Y

Directions: Read the words. Write each word in the correct column.

Sometimes **y** can sound like long **e**,
and sometimes it can sound like long **i**.



puppy



fry



dry




baby



city



sky



pony



fly



bunny



cry

Y as Long e

Y as Long i

Name _____

The Sounds of Y

Directions: Write the word from the Word Box that names each picture.

bunny

fly

cry

money

muddy

city

puppy

sky

baby

fry

key


dry

























Name _____

The Sounds of Y

Directions: Write the word from the Word Box that best completes each sentence.

silly
try

cry
muddy

city
happy

story
fry

puppy

1. Can you hear the baby _____?
2. The _____ is a busy place.
3. Dad will _____ not to be late.
4. It is _____ after it rains.
5. My brother takes good care of his new _____.
6. Elise is _____ when she reads.
7. Molly will read us a _____.
8. Josh told us a _____ joke.
9. Do you know how to _____ an egg?

Name _____

Check Up: Vowel Pairs and Sounds of Y

Directions: Write the name of each picture.






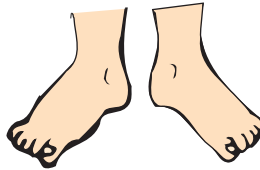












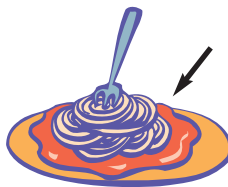














Name _____

Consonant Pairs

Directions: Write the letters **sh**, **ch**, **th**, or **wh** to complete each word. Then, write each word again.

1.



_____op

2.



_____read

3.



_____ell

4.



_____ree

5.



_____ale

6.




_____ain

7.



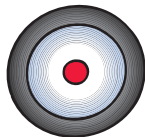
_____in

8.



_____icks

9.



_____eel

10.



_____oe

Name _____

Consonant Pairs

Directions: Write the word from the Word Box that names each picture.

wheel

ship

chair

whale

shoe

shelf

think


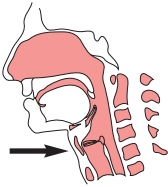
cheese



throat


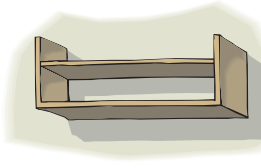

thread


cheek

thin









Name _____

Final Consonant Pairs

Directions: Write the final consonant pair **sh**, **ch**, **tch**, **th**, or **ng** to complete each word. Then, write each word again.

1.



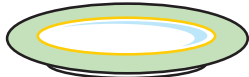
ri_____

2.



spri_____

3.



di_____

4.




bran_____

5.



chur_____

6.



stri_____

7.



ba_____

8.



bru_____

9.



wi_____

10.




too_____

Name _____

Final Consonant Pairs and Blends

Directions: Write the word that rhymes with each word below.



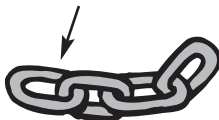
string



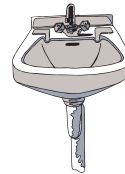
wrench



spring



link



path



Name _____

Review: Consonant Pairs and Blends

Directions: Write the word from the Word Box that names each picture.

bench
three





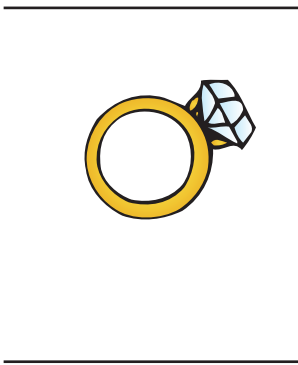
wing
throne

string
whale

chain
ship

watch
ring

path
think



Name _____

Check Up: Consonant Pairs and Blends

Directions: Write the word or words from the Word Box that best completes each sentence.

wing	beach	chunk	bring	bench	cheese
shade	wash	path	ship	splash	shoes


1. The mouse ate a _____ of _____.
2. Mom and Dad sailed on a _____.
3. Can you _____ a snack to the picnic?
4. Patty walked on the _____ in the woods.
5. My sister is sitting on the green _____ in the park.
6. To stay cool, I sit in the _____.
7. The bluebird has a broken _____.
8. At the _____, we like to _____ in the water.
9. You should _____ your dirty _____.

Name _____


Vowels With R: AR and ER

Directions: Write the word from the Word Box that names each picture.

jar	barn	yarn	hammer	paper	letter
dart	ladder	slippers	fern	harp	star










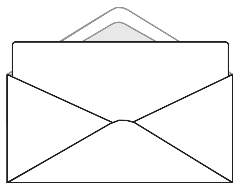
















Name _____

Vowels With R: AR and ER

Directions: Write the missing letters **ar** or **er** for each word. Then, write each word again.

1.



danc_____

2.



f_____m

3.



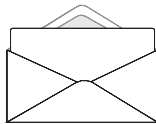
slipp_____s

4.



c_____

5.



lett_____

6.



y_____n

7.



p_____k

8.



camp_____

9.



hamm_____

10.



st_____

Name _____

Vowels With R: IR and OR

Directions: Write the word from the Word Box that names each picture.

dirt
storm

thorn
cork


bird
thirty

girl
fork


corn
shirt

fort
skirt



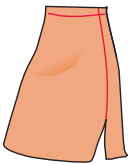























Name _____

Vowels With R: IR and OR

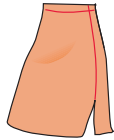
Directions: Write the missing letters **ir** or **or** for each word. Then, write each word again.

1.



h_____se

2.



sk_____t

3.



f_____k

4.



st_____m

5.



g_____l

6.



c_____n

7.



sh_____t

8.



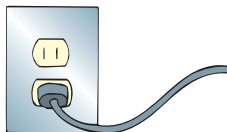
b_____d

9.



th_____n

10.



c_____d

Name _____

Vowels With R: UR

Directions: Write the word from the Word Box that names each picture.

hurt


fur

turn

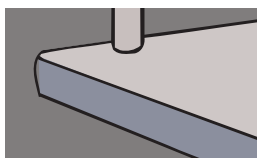
burn

curb











Directions: Write two sentences. Use one word from above in each sentence.

1. _____

2. _____

Name _____

Vowels With R

Directions: Write the word that rhymes with each word below.



horn





car




turn



shirt



thorn



Name _____

Vowels With R

Directions: Write the word from the Word Box that best completes each sentence.

bird
cart

fur
barn

corn
hurt

fern
bark

horn

1. The bear's _____ keeps it warm.
2. That _____ is a very pretty plant.
3. Grandpa put the hay in the _____.
4. Grandma ate _____ on the cob for dinner.
5. I _____ my foot playing soccer.
6. Fido will _____ when he wants a bone.
7. The _____ has four wheels.
8. I found a baby _____ in its nest.
9. My sister plays the _____ in the school band.

Name _____

Review: Vowels With R

Directions: Write the word from the Word Box that names each picture.

fork
letter

shirt
turn

hurt
fern

bird
horn

star
car

burn
barn

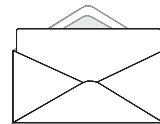
























Name _____

Check Up: Vowels With R

Directions: Write six sentences. Use one word from the Word Box in each sentence.

letter

fork

bird

farm

horn

barn

1. _____

2. _____

3. _____

4. _____

5. _____

6. _____

Name _____

Vowel Pairs: Oi and Oy

Directions: The vowel pairs **oi** and **oy** can make the sound that you hear in the middle of the words noise and boys. Write the word from the Word Box that names each picture.

boil


boys

soil

coins

point

toys



Directions: Write two sentences. Use one word from above in each sentence.

1. _____

2. _____

Name _____

Vowel Pairs: OI and OY

Directions: Write the missing letters **oi** or **oy** for each word. Then, write the word again.

1.



b_____l _____

2.



c_____ns _____

3.



b_____s _____

4.



s_____l _____

5.



_____ster _____

6.




_____l _____

7.



t_____s _____

8.



p_____nt _____

Name _____

Vowel Pairs: OI and OY

Directions: Write the word from the Word Box that best completes each sentence.

boys
soil

voice
join

enjoys
toys

noise
coins

point

1. Her loud _____ hurts my ears.
2. I broke the _____ on my pencil.
3. How many _____ do you have in your pocket?
4. We gave the baby two new _____ to play with.
5. Our car is making a funny _____.
6. Those _____ are friends from school.
7. Mark is going to _____ the reading club.
8. We got the _____ ready so we could plant our garden.
9. Mom _____ going to the library.

Name _____

Vowel Pairs: OU and OW

Directions: The vowel pairs **ou** and **ow** can make the sound you hear in the middle of mouth and clown. Write the word from the Word Box that names each picture.

shower
cow

pound
blouse


plow
flower

crown
bounce

house
frown

clown
gown




























Name _____

Vowel Pairs: OU and OW

Directions: Write the missing letters **ou** or **ow** for each word. Then, write each word again.

1.



cl_____d

2.



m_____th

3.



_____l

4.




cl_____n

5.



p_____nd

6.



pl_____

7.



cr_____n

8.



c_____

9.



fl_____er

10.



h_____se

Name _____

Vowel Pairs: OU and OW

Directions: Write the word from the Word Box that best completes each sentence.

cloud	mouse	clown	house	crown
blouse	ground	cow	pound	

1. The queen wears a gold _____.
2. The little _____ likes to nibble on cheese.
3. Dad uses the hammer to _____ nails.
4. The _____ did funny tricks.
5. Mom has a pretty blue _____ and skirt.
6. The _____ likes to munch on grass.
7. There is a puffy white _____ in the sky.
8. I dropped my watch on the _____.
9. My _____ is not far from school.

Name _____

Review: Vowel Pairs

Directions: Write the word that rhymes with each word below.



gown





blouse






boys






soil





plow



Name _____

Check Up: Vowel Pairs

Directions: Write a word that names each picture. Each word should have the **oi**, **oy**, **ou**, or **ow** vowel pair.

























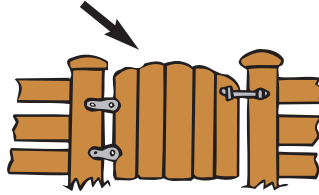


Name _____

Letters and Their Sounds



bat



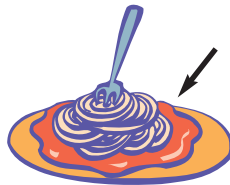
gate




pail



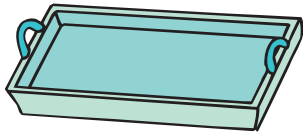
car



sauce




fawn



tray




cup



mice




chain



chicks



web



seal



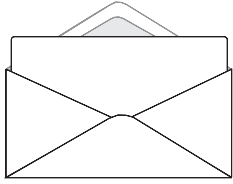
thread



tree

Name _____

Letters and Their Sounds




letter



screw



game



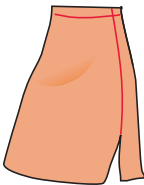
cage



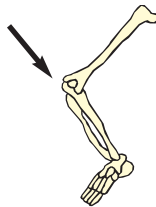
hit



five




skirt



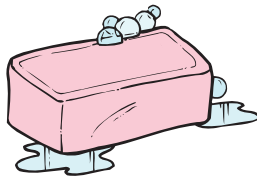
knee




wing



fox



soap




rose



oil



spoon



hook

Name _____

Letters and Their Sounds



corn



house




crow



owl



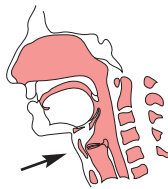
boys




ship




think



throat




rug



mule



burn



whale



wrench




sky



puppy


Name _____

Practice Page




Name _____

Practice Page




Name _____

Practice Page



Name _____

Practice Page











Answer Key

Name _____

Review: Beginning and Ending Sounds

Directions: Say the name of each picture. Write the missing letter or letters to complete each word.









 ta_g	 _v an
 _b u s	 _m op
 si_x	 _s u n
 _w eb	 _h a t c_a_p

6

Name _____

Review: Beginning and Ending Sounds

Directions: Say the name of each picture. Write the missing letter or letters to complete each word.

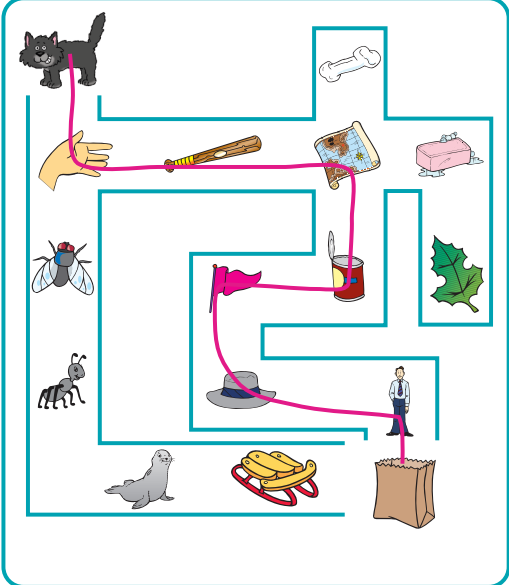
 _c an	 _m a p
 do_g	 _p i g
 _t op	 be_d
 _f a n	 _h a m

7

Name _____

Short a

Directions: Connect all the pictures whose names have the short a sound from the cat to the bag.



The maze contains the following pictures: a cat, a bone, a hand, a baseball bat, a map, a soap bar, a fly, a can, a leaf, an ant, a hat, a person, a seal, a sled, and a bag. A pink line connects the cat to the bag through the hand, baseball bat, map, can, hat, and person.












8

Name _____

Short a

Directions: Write the word from the Word Box that names each picture.

van	cab	hat	apple	map	pan
add	ham	ant	can	hand	ax

 cab	 ant	 van
 apple	 map	 pan
 hand	4+1=5	 can
 ham	 hat	 ax

9

Answer Key

Name _____

Short a

Directions: Write the word from the Word Box that best completes each sentence.

pan hand hat has ant as ham apple am

1. An ant is very tiny.
2. Can you hand Dad the bag?
3. I wear a hat.
4. I am glad.
5. He is as tall as a yardstick.
6. Mom will fry fish in a pan.
7. We had ham for lunch.
8. She has a new hat.
9. The apple is red.

10

Name _____

Short e

Directions: Write the word from the Word Box that names each picture.

desk bed net tent web leg nest hen egg jet belt dress

bed egg net

leg hen jet

belt tent desk

web dress nest

11

Name _____

Short e

Directions: Write a word that rhymes with each word below.

Answers will vary. Examples:

1. nest vest
2. net bet
3. jet wet
4. sled bed

pen

Directions: Draw a picture of something whose name has the short e sound. Then, write the word that names the picture.

Answers will vary

12

Name _____

Short e

Directions: Write the word from the Word Box that best completes each sentence.

beg smell net wet nest

1. Dad had the frog in a net.
2. The bird sleeps in its nest.
3. Can you smell the flower?
4. The shirt is wet.
5. My dog likes to beg.

Directions: Write two short e words of your own. Then, use each word in a sentence.

1. _____
2. _____

Answers will vary

13











Answer Key

Name _____

Short i

Directions: Write the word from the Word Box that names each picture.

hill	dig	fish	bib	sit
milk	hit	ring	six	pig

-  **b i b**
-  **r i n g**
-  **f i s h**
-  **h i t**
-  **p i g**
-  **h i l l**
-  **s i x**
-  **m i l k**
-  **d i g**
-  **s i t**

14

Name _____

Short i

Directions: Write the word from the Word Box that best completes each sentence.

lid	zip	dig	milk	crib
-----	-----	-----	------	------

- Spike likes to **dig** in the yard.
- Mom put the baby in the **crib**.
- We drink **milk** at lunch.
- Tammy put the **lid** on the pan.
- I can **zip** my coat.

Directions: Draw a picture of something whose name has the short i sound. Then, write a sentence that tells about your picture.






Answers will vary

15

Name _____

Short i

Directions: Draw a picture of something that rhymes with each word below. Then, write the rhyming word.

	pig _____
	bib _____
	grill _____
	fish _____
	hit _____

Answers will vary













16

Name _____

Short o

Directions: Write the word from the Word Box that names each picture.

dots	cot	lock	cob	box	doll
rod	top	pot	hop	fox	mop

		
cot	rod	doll
		
mop	fox	lock
		
dots	box	pot
		
hop	top	cob






17

Answer Key

Name _____

Short o

Directions: Draw a picture of something that rhymes with each word below. Then, write the rhyming word.

	box	_____
	mop	_____
	lock	_____
	spot	_____
	frog	_____

Answers will vary

18

Name _____

Short o

Directions: Write the word from the Word Box that best completes each sentence.

hop top cot hot chop

- Molly sleeps on the cot.
- Dad can chop with the ax.
- The pot is very hot.
- The bunny likes to hop.
- Can you spin a top?

Directions: Draw a picture of something whose name has the short o sound. Then, write a sentence that tells about your picture.

Answers will vary

19

Name _____

Short u

Directions: Write the word from the Word Box that names each picture.

run

cub

pup

tub

nut

sun

bus













mug

hug

bug

bun

rug






		
tub	mug	rug
		
sun	cub	pup
		
hug	bun	nut
		
run	bug	bus

20

Name _____

Short u

Directions: Draw a picture of something that rhymes with each word below. Then, write the rhyming word.

	bun	_____
	jump	_____
	hug	_____
	cub	_____
	pup	_____

Answers will vary

21






Answer Key

Name _____

Short u

Directions: Write the word from the Word Box that best completes each sentence.

bus	drum	sun	rug	bug
-----	------	-----	-----	-----

- The sun is very hot. 
- I take the bus to school. 
- I see a bug on my leg. 
- The rug is red and white. 
- I can play the drum. 

Directions: Draw a picture of something whose name has the short u sound. Then, write the word that names the picture.

Answers will vary



22

Name _____



Review: Short Vowels

Directions: Write a vowel in the middle of each puzzle that will make a word across and down.

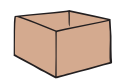

p	e	t	d	o	g
w			m		
b			p		

m	a	p	p	i	g
f			w		
n			n		

b	o	x	s	u	n
c			b		
t			s		





23





Name _____

Check Up: Short Vowels

Directions: Write the word from the Word Box that names each picture.

fox	jump	tag	bed	cup	six	top	map
-----	------	-----	-----	-----	-----	-----	-----

 fox
 cup
 six
 tag

 map
 bed
 top
 jump

Directions: Write a word that has each short vowel sound listed below. Use different words than those above.

1. a _____	4. o _____
2. e _____	5. u _____
3. i _____	


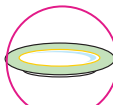


Answers will vary




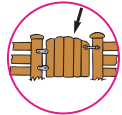
24

Name _____






Long a

Directions: Circle each picture that has the long a sound.

Directions: Fill in the missing letters a and e for each word. Then, write each word again.

1.  r <u>a</u> k <u>e</u> <u>rake</u>
2.  c <u>a</u> p <u>e</u> <u>cape</u>
3.  s <u>a</u> f <u>e</u> <u>safe</u>
4.  v <u>a</u> s <u>e</u> <u>vase</u>
5.  c <u>a</u> n <u>e</u> <u>cane</u>

25

Answer Key

Name _____







Long a

Directions: Draw a picture of something that has the long **a** sound. Then, write a sentence that tells about your picture.

Answers will vary

Directions: Write the word from the Word Box that best completes each sentence.

ape lake cane vase bake game






- We swim in the lake. 
- Mom put flowers in the vase. 
- Sam plays a game. 
- I will bake a cake. 
- Grandpa needs a cane to walk. 
- We saw an ape at the zoo. 

26

Name _____





Long i

Directions: Draw a line to match each picture with its name.

bite slide line hive pine

Directions: Write the missing letters **i** and **e** for each word. Then, write each word again.

-  f i v e five
-  v i n e vine
-  k i t e kite
-  b i k e bike

27

Name _____







Long i

Directions: Draw a picture of something that has the long **i** sound. Then, write the word that names the picture.

Answers will vary

Directions: Write the word from the Word Box that best completes each sentence.

bite dive kite ride bike pine







- My kite is up in the tree. 
- I ride my bike to school. 
- I like the smell of pine trees. 
- Can you ride a horse? 
- Take a bite of the pizza. 
- Dave will dive into the pool. 

28

Name _____

Long o

Directions: Write the word from the Word Box that names each picture.











stove cone pole rope bone nose

cone rope stove

pole nose bone

Directions: Write the missing letters **o** and **e** for each word. Then, write each word again.

-  r o s e rose
-  gl o b e globe
-  h o s e hose

29

Answer Key

Name _____


Long o

Directions: Write the word from the Word Box that best completes each sentence.

hose note rose stove rope bone

- Mom gave Dad a rose.
- Put the rope in the car.
- Spike will give Fido a bone.
- Can you sing that note?
- Dad has a green hose in the yard.
- The stove is very hot.

Directions: Write the word that names each picture below.








robe cone pole

30

Name _____




Long u

Directions: Write the missing letters **u** and **e** for each word. Then, write each word again.

-  t u n e tune
-  m u l e mule
-  d u n e dune
-  c u t e cute
-  c u b e cube

Directions: Write a word that rhymes with each word below.

Answers will vary




-  tube Examples: cube
-  prune tune
-  flute cute

31




Name _____

Long u




Directions: Circle the word that names the picture. Then, write the word on the line.

 cub cube  rug mule ruler  mug mule tune

cube ruler mule

 cute flute  tune  den dune tune

flute tune dune

 dune prune  tub tube  cute cut cube






prune tube cute

32

Name _____

Review: Long Vowels

Directions: Write the missing vowels to complete each word.

-  r a k e
-  r o b e
-  t a p e
-  t u b e
-  k i t e

Directions: Write a word that rhymes with each word below.

Answers will vary. Examples:

- vine pine
- gate late
- hose nose
- cube tube
- wave save
- like bike
- tune dune
- game tame

33


Answer Key


Name _____


Check Up: Long Vowels


Directions: Write the word from the Word Box that names each picture.


cape tube	safe prune	bike hose	vase cone	mule cube	bone nine
--------------	---------------	--------------	--------------	--------------	--------------



bike



hose



vase



cape



nine



cube



prune


cone


mule


bone


hide


safe


34


Name _____


Short and Long Vowels


Directions: Write the word from the Word Box that names each picture.


duck cub	pan dress	rod slide	skates cone	lips vine	tape flute
-------------	--------------	--------------	----------------	--------------	---------------



cub



cone



duck



vine



tape



rod



pan


flute


dress


skate


lips



slide


35









Name _____

Short and Long Vowels

Directions: Write each picture name in the correct column.



Short Vowel Words

six

desk

fox

sun

bat

tub

Long Vowel Words

hive

cone

flute

safe

ape











tube

36

Name _____

Short and Long Vowels

Directions: Write the missing vowel or vowels for each word.

- 
- 
- 
- 
- 
- 
- 
- 
- 
- 

bug

bake

rope

bed

nose

top

map

mule

bib

pine

37

Answer Key

Name _____

Short and Long Vowels

Directions: Draw a picture of something whose name has the vowel sound written in each box. Then, write the word that names each picture.

Long u _____	Short a _____	Short e _____
Long i _____	Long o _____	Short i _____
Short u _____	Long a _____	Short o _____

Answers will vary

38

Name _____

Check Up: Short and Long Vowels

Directions: Circle the word that best completes each sentence. Then, write the word in the blank.

- Lisa put the hat in the box.
bone box robe
- A hog is a very large animal.
hag hose hog
- The mother bear takes care of her cub.
cube cup cub
- Let's play a game.
gum gate game
- I will play a tune on the flute.
tub tube tune
- Put the rope on the boat.
robe rope nine
- I like to go down the slide.
five fish slide
- He will wash the dog in the tub.
tub tube tag

39

Name _____

Hard and Soft c

Directions: The letter c can have the hard sound of k. It can also have the soft sound of s. Draw a line to match each word with its picture.

Hard c = calf Soft c = cent

cot ice city coat

Directions: Write each picture name from above in the correct column.

Hard c Words	Soft c Words
<u>cot</u>	<u>city</u>
<u>calf</u>	<u>ice</u>

40

Name _____

Hard and Soft c

Directions: Write the word from the Word Box that names each picture.

pencil	city	fence	cow	ice	mice
car	cup	cent	cab	face	cap

car cow cent

ice mice cab

cap pencil cup

fence face city

41


Answer Key

Name _____


Hard and Soft g





Directions: The letter **g** can have a hard sound and a soft sound. Draw a line to match each word with its picture.

Hard **g** = gas



Soft **g** = bridge



cage stage garden game

Directions: Write each picture name from above in the correct column.

Hard g Words

garden

game

Soft g Words

cage

stage

42

Name _____

Hard and Soft g

Directions: Write the word from the Word Box that names each picture.

wig
stage


edge
globe


judge
dog


goat
page


gate
bridge


cage
pig



edge



goat



dog



page



wig

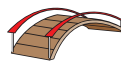

judge



cage


globe


pig


gate


bridge












stage

43

Name _____

Review: Hard and Soft c and g

Directions: Write the missing letter **c** or **g** for each word. Then, circle the word *hard* or *soft* to tell how the letter sounds.

1.  gas hard soft
2.  stage hard soft
3.  cage hard soft
4.  face hard soft
5.  ice hard soft
6.  bridge hard soft
7.  calf hard soft
8.  garden hard soft
9.  judge hard soft
10.  mice hard soft

44

Name _____

Check Up: Hard and Soft c and g

Directions: Circle the word that best completes each sentence. Then, write the word in the blank.

1. Mom has on a lace dress.
leg lace place
2. We will drive across the bridge.
judge fence bridge
3. We saw a goat at the farm.
goat gas edge
4. Dad goes to work in the city.
ice fence city
5. Emily wears a coat when it is cold.
cow cab coat
6. What do you plant in your garden?
cup cage garden
7. Mom does not like mice.
edge mice pencil
8. The judge is a kind man.
judge page cent













45

Answer Key

Name _____

Consonant Blends With S

Directions: Write the consonant blend that shows the beginning sound of each picture name.







sn	sk	st	sm	sl	sw
 snake	 store	 skates			
 slide	 steps	 smoke			
 swing	 smile	 snail			
 skunk	 stage	 sleep			

46

Name _____

Consonant Blends With S

Directions: Write the word from the Word Box that names each picture.

square	snap	spoon	sled	store	scare
 spoon	 scare	 sled			
 snap	 square	 store			

Directions: Write two sentences. Use one word from above in each sentence.

- _____
- _____






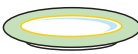






Sentences will vary

47

Name _____

Consonant Blends With L

Directions: Write the consonant blend that shows the beginning sound of each picture name.







pl	cl	fl	gl	bl
 clam	 flower	 block		
 flag	 globe	 plate		
 plug	 clap	 club		
 clown	 flute	 plane		

48

Name _____

Consonant Blends With L

Directions: Write the word from the Word Box that names each picture.

blow	clip	flame	glass	fly	flute
 clip	 flame	 fly			
 flute	 blow	 glass			

Directions: Write two sentences. Use one word from above in each sentence.

- _____
- _____

Sentences will vary













49

Answer Key

Name _____

Consonant Blends With R

Directions: Write the consonant blend that shows the beginning sound of each picture name.







dr	br	cr	fr	tr	pr
 bride	 frog	 crow	 bridge	 crab	 dress
 drum	 trap	 prize	 broom	 frame	 fruit

50

Name _____

Consonant Blends With R

Directions: Write the word from the Word Box that names each picture.

crayon	tray	prince	dress	crown	tree
 crayon	 tray	 prince	 dress	 crown	 tree

Directions: Write two sentences. Use one word from above in each sentence.

- _____
- _____





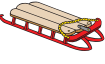







Sentences will vary

51

Name _____

Review: Consonant Blends

Directions: Write the word from the Word Box that names each picture.






bridge	stage	snake	grass	tree	crab
 crown	 globe	 tree	 bride	 sled	 snake
 grass	 plug	 stage	 bridge	 flag	 crab

52







Name _____

Final Consonant Blends

Directions: Write the final consonant blend for each word. Then, write each word again.

-  ca st cast
-  de sk desk
-  roa st roast
-  toa st toast
-  ma sk mask

Directions: Write the word that rhymes with each word below.

-  mist  list
-  vest  nest
-  roast  toast





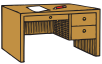







53

Answer Key

Name _____

Final Consonant Blends

Directions: Circle the consonant blend that you hear at the end of each picture name.













 st <u>sk</u>	 <u>st</u> sk	 <u>st</u> sk
 <u>st</u> sk	 st <u>sk</u>	 <u>st</u> sk
 st <u>sk</u>	 <u>st</u> sk	 <u>st</u> sk
 <u>st</u> sk	 <u>st</u> sk	 <u>st</u> sk

54

Name _____

Review: Final Consonant Blends

Directions: Write the word from the Word Box that names each picture.






 <u>chest</u>	 <u>vest</u>	 <u>desk</u>
 <u>mist</u>	 <u>crust</u>	 <u>mask</u>
 <u>tusk</u>	 <u>roast</u>	 <u>fist</u>
 <u>list</u>	 <u>nest</u>	 <u>toast</u>

55







Name _____

Final Consonant Blends

Directions: Write the final consonant blend of each word. Then, write each word again.

1. 	sta <u>mp</u>	<u>stamp</u>
2. 	pai <u>nt</u>	<u>paint</u>
3. 	sku <u>nk</u>	<u>skunk</u>
4. 	pla <u>nt</u>	<u>plant</u>
5. 	ce <u>nt</u>	<u>cent</u>

Directions: Write a word that rhymes with each word below.











1.  band	 <u>hand</u>
2.  stump	 <u>pump</u>
3.  sink	 <u>link</u>

56

Name _____

Final Consonant Blends

Directions: Circle the word that names each picture.

 <u>pond</u>	 bank <u>crank</u> cent
 stand cent <u>tent</u>	 pump <u>paint</u> plant
 <u>lamp</u> pump stump	 wink sink <u>wind</u>
 band <u>bank</u> pond	 <u>ant</u> stand and
 stump <u>stamp</u> stand	 stump pond <u>pump</u>

57


Answer Key


Name _____


Review: Final Consonant Blends


Directions: Write the word from the Word Box that names each picture.


cast skunk	cent sink	mask pond	hand desk	plant bank	lamp stamp
---------------	--------------	--------------	--------------	---------------	---------------



mask



skunk



hand



bank



stamp



cent



sink


plant


pond


desk


cast







lamp

58







Name _____

Final Consonant Blends

Directions: Write the final consonant blend to complete each word. Then, write each word again.

-  ra ft raft
-  qui lt quilt
-  wo lf wolf
-  wi lt wilt
-  go lf golf

Directions: Write the word that rhymes with each word below.




-  shelf  elf
-  lift  gift
-  melt  belt




59




Name _____




Final Consonant Blends




Directions: Circle the word that names each picture.




 shelf
 elf
 wolf

 melt
 belt
 self

 lift
 gift
 golf

 left
 elf
 let

 raft
 craft
 lift

 melt
 shelf
 elf

Directions: Write two sentences. Use one word that you circled above in each sentence.

- _____
- _____

Sentences will vary

60

Name _____

Review: Final Consonant Blends

Directions: Write the word from the Word Box that names each picture.

wilt	belt	raft	quilt	lift	wolf	shelf	left
------	------	------	-------	------	------	-------	------


belt


lift


shelf


quilt


raft


wolf


wilt


left

Directions: Look at the picture and write the word that best completes each sentence.

- The elf is very small. 
- Mom gave Dad a gift. 
- Do you play golf? 
- Put the books on the shelf. 
- The ice will melt in the sun. 











61

Answer Key

Name _____

Three-Letter Consonant Blends

Directions: Write a three-letter consonant blend to complete each word. Then, write each word again.

1. 	<u>str</u> eet	<u>street</u>
2. 	<u>scr</u> ew	<u>screw</u>
3. 	<u>spl</u> it	<u>split</u>
4. 	<u>scr</u> eam	<u>scream</u>
5. 	<u>str</u> eam	<u>stream</u>
6. 	<u>scr</u> ub	<u>scrub</u>
7. 	<u>spl</u> ash	<u>splash</u>
8. 	<u>spr</u> ing	<u>spring</u>
9. 	<u>str</u> ap	<u>strap</u>
10. 	<u>str</u> ong	<u>strong</u>

62

Name _____

Three-Letter Consonant Blends

Directions: Draw a picture to go with each word below. Then, write a sentence that tells about each picture. Make sure to use the word in the sentence.

scream	street
Answers will vary	
splash	scrub

63

Name _____

Three-Letter Consonant Blends

Directions: Write the word from the Word Box that best completes each sentence.

stripes scrape street sprain scrub
 spray scrap splash stream

- There are many houses on my street.
- Dad will spray the garden with the hose.
- Steve makes a big splash when he jumps in the pool.
- Write your name on this scrap of paper.
- Grandpa and I fish in the stream.
- I do not like to scrub the floor.
- Oliver has a scrape on his knee.
- My new kitten has black and gray stripes.
- Mom got a bad sprain when she fell.













64

Name _____

Review: 3-Letter Consonant Blends

Directions: Write the word from the Word Box that names each picture.

scream stripes strap street strong scrub
 screw spring string split splash stream

		
<u>strap</u>	<u>stripes</u>	<u>splash</u>
		
<u>string</u>	<u>scream</u>	<u>stream</u>
		
<u>screw</u>	<u>street</u>	<u>split</u>
		
<u>scrub</u>	<u>strong</u>	<u>spring</u>













65

Answer Key

Name _____

Check Up: Consonant Blends

Directions: Write a consonant blend to complete each word.

1.  <u>sp</u> ring	7.  sku <u>nk</u>
2.  <u>fl</u> ag	8.  ne <u>st</u>
3.  <u>tr</u> ay	9.  <u>sp</u> oon
4.  <u>sp</u> lit	10.  <u>sn</u> ake
5.  de <u>sk</u>	11.  <u>br</u> idge
6.  <u>cl</u> own	12.  <u>fr</u> og









66

Name _____

Silent Consonants

Directions: Write **kn** or **wr** to show the letters that make the beginning sound of each picture name.

The letters **kn** make the sound of **n**.
The letters **wr** make the sound of **r**.

 <u>kn</u> ife	 <u>wr</u> ist
 <u>kn</u> ot	 <u>wr</u> ite
 <u>kn</u> ee	 <u>kn</u> ock
 <u>wr</u> each	 <u>wr</u> ap

Directions: Write two sentences. Use one word from above in each sentence.

1. _____

2. _____







Sentences will vary

67

Name _____

Silent Consonants

Directions: Write the word from the Word Box that names each picture.

wrench	knock	wrist	kneel	write	knit
 <u>kn</u> eel	 <u>wr</u> ite	 <u>wr</u> ist			
 <u>wr</u> ench	 <u>kn</u> it	 <u>kn</u> ock			

Directions: Write two sentences. Use one word from above in each sentence.

1. _____

2. _____

Sentences will vary

68

Name _____

Silent Consonants

Directions: Write the word from the Word Box that best completes each sentence.

knot	write	wrap	knife	wrong
know	knock	knee	knit	

1. Can you wrap this gift for Mom?

2. I know how to swim.

3. T.J. likes to write letters.

4. I fell and hurt my knee.

5. The telephone call was a wrong number.

6. Grandma wants to knit a scarf for me.

7. There was a knot in the rope.

8. I hear a knock at the door.

9. Put a knife and fork on the table.

69


Answer Key

Name _____

Silent Consonants


Directions: Write the word from the Word Box that names each picture.

The letters **ck** make the sound of **k**.




duck

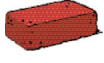
rock	dock	pocket	brick	truck
jacket	clock	rocket	tack	




rocket




clock




brick




dock




jacket




tack



rock



truck



pocket

70

Name _____

Silent Consonants

Directions: Draw a picture to go with each word below. Then, write a sentence that tells about each picture. Make sure to use the word in the sentence.

pocket	rocket
truck	rock

Answers will vary

71

Name _____

Silent Consonants

Directions: Write the word from the Word Box that best completes each sentence.

pack	duck	snack	chicks	dock
clock	tricks	lock	black	

- Did you hear that duck quack?
- My clock shows the wrong time.
- Grandma has baby chicks at the farm.
- Dad gave me a lock for my bike.
- My dog has black and white fur.
- Mom steered the boat to the dock.
- Dave put his books in his pack.
- Matt likes to play tricks on his friends.
- I am hungry for a snack.


72

Name _____

Silent Consonants


Directions: Write the word from the Word Box that names each picture.

When **g** and **h** are together in a word, they are often silent.




eight


eighty	light	knight	high	bright	night
--------	-------	--------	------	--------	-------




knight




eighty




high



light



night



bright

Directions: Write two sentences. Use one word from above in each sentence.

- _____
- _____

Sentences will vary

73

Answer Key

Name _____

Silent Consonants

Directions: Write the word from the Word Box that best completes each sentence.

might	right	fight	night	sight
tight	eighty	light	high	







- Grandpa is almost eighty years old.
- We might not have school tomorrow.
- My red jacket is too tight.
- Mom was right about the storm.
- The snowy trees are a pretty sight.
- The light is very bright.
- It rained all night long.
- I can't reach that high shelf.
- Dad doesn't like it when we fight.

74

Name _____

Review: Silent Consonants

Directions: Write a sentence that tells about each picture.

-  1. _____
-  2. _____
-  3. _____
-  4. _____
-  5. _____
-  6. _____

Sentences will vary













75

Name _____

Check Up: Silent Consonants

Directions: Write the word from the Word Box that names each picture.

chicks	rock	lock	knit	knight	knock
wrist	write	pocket	wrap	knot	light











		
<u>knight</u>	<u>rock</u>	<u>write</u>
		
<u>pocket</u>	<u>chicks</u>	<u>knot</u>
		
<u>knit</u>	<u>light</u>	<u>knock</u>
		
<u>wrist</u>	<u>wrap</u>	<u>lock</u>

76

Name _____

Vowel Pairs: AI and AY

Directions: The vowel pairs **ai** and **ay** can make the long **a** sound. Write the word that rhymes with each word below.

	
train	<u>rain</u>
	
tail	<u>pail</u>
	
tray	<u>hay</u>
	
clay	<u>pay</u>
	
snail	<u>mail</u>

77


Answer Key

Name _____


Vowel Pairs: AI and AY

Directions: Write the word from the Word Box that names each picture.


clay	pail	tail	train	paint	mail
rain	stain	chain	pay	sail	tray




pail




stain




tray




rain




tail




sail




paint




chain




train



clay



pay



mail

78

Name _____

Vowel Pairs: AI and AY

Directions: Write the word from the Word Box that best completes each sentence.

paint	tray	mail	snail	hay
rain	tail	clay	train	

- The snail is in its shell.
- Dad brought us cookies on a tray.
- The cows eat hay.
- Kelly made a bowl from clay.
- We don't like to play outside in the rain.
- Fluffy wags his tail when he is happy.
- What color paint should we use?
- Grandma took the train when she came to see us.
- I bring in the mail every day.

79

Name _____


Vowel Pairs: EE and EA

Directions: The vowel pairs **ee** and **ea** can make the long **e** sound. Write the word from the Word Box that names each picture.


beads	tree	seal	bee	feet	seat
-------	------	------	-----	------	------




bee




seal




feet



tree



beads



seat

Directions: Write two sentences. Use one word from above in each sentence.

- _____
- _____

Sentences will vary

80

Name _____

Vowel Pairs: EE and EA

Directions: Draw a picture to go with each word below. Then, write a sentence that tells about each picture. Make sure to use the word in the sentence.

<p>leaf</p> 	<p>beach</p>
<p>feet</p> 	<p>sleep</p>

Answers will vary

81

Answer Key

Name _____

Vowel Pairs: EE and EA

Directions: The vowel pair **ea** can also make the short **e** sound, as in head. Write the word from the Word Box that best completes each sentence.

bread	leak	steam	beak	sleep
beach	sheep	head	leap	

- Our kitchen sink has a leak.
- Do you like to swim at the beach?
- The frog can leap over the log.
- Mom likes to bake wheat bread.
- The bird has a very sharp beak.
- A baby sheep is called a lamb.
- James hit his head on the shelf.
- Ryan and Eric will sleep in the tent tonight.
- I see steam coming from the teakettle.


82

Name _____

Vowel Pairs: OA and OW

Directions: The vowel pairs **oa** and **ow** can make the long **o** sound. Write the word from the Word Box that names each picture.

pillow	goat	snow	road	crow	soap
--------	------	------	------	------	------



snow goat road

pillow crow soap

Directions: Write two sentences. Use one word from above in each sentence.

- _____
- _____

Sentences will vary

83

Name _____

Vowel Pairs: OA and OW

Directions: Draw a picture to go with each word below. Then, write a sentence that tells about each picture. Make sure to use the word in the sentence.

coat	window
_____	_____
_____	_____
bowl	toad
_____	_____
_____	_____

Answers will vary

84

Name _____

Vowel Pairs: OA and OW

Directions: Write the word from the Word Box that best completes each sentence.

toad	row	grown	goat	pillow
bowl	throw	toast	coat	

- A baby goat is called a kid.
- Can you throw the ball to Amy?
- I left my new wool coat at school.
- Mom gave me a soft pillow.
- That toad has bumpy skin.
- Let's make a bowl of popcorn.
- The baby has grown a lot in three months.
- Dad made eggs and toast for breakfast.
- We can row the boat into the middle of the lake.











85

Answer Key

Name _____

Review: Vowel Pairs

Directions: Write the missing vowel pair for each word. Then, write each word again.











1. 	b <u>ea</u> k	<u>beak</u>
2. 	h <u>ay</u>	<u>hay</u>
3. 	s <u>oa</u> p	<u>soap</u>
4. 	br <u>ea</u> d	<u>bread</u>
5. 	sl <u>ee</u> p	<u>sleep</u>
6. 	b <u>ow</u> l	<u>bowl</u>
7. 	s <u>ea</u> l	<u>seal</u>
8. 	sn <u>ai</u> l	<u>snail</u>
9. 	l <u>ea</u> f	<u>leaf</u>
10. 	cr <u>ow</u>	<u>crow</u>

86

Name _____

Vowel Pair: OO

Directions: The vowel pair **oo** can make a short sound, as in *hook*, and a long sound, as in *moon*. Write the word that rhymes with each word below.

	
spoon	<u>moon</u>
	
book	<u>hook</u>
	
spool	<u>pool</u>
	
wood	<u>hood</u>
	
stools	<u>tools</u>













87

Name _____

Vowel Pair: OO

Directions: Write the word from the Word Box that names each picture.

spoon	boot	moose	hoop	moon	pool
woods	tooth	hood	hoof	broom	book







		
<u>boot</u>	<u>tooth</u>	<u>broom</u>
		
<u>hoop</u>	<u>moose</u>	<u>hoof</u>
		
<u>woods</u>	<u>book</u>	<u>spoon</u>
		
<u>moon</u>	<u>hood</u>	<u>pool</u>

88





Name _____

Vowel Pairs: AU and AW

Directions: The vowel pairs **au** and **aw** can make the sound that you hear in the middle of the words *cause* and *lawn*. In each row, write the two words that rhyme with the first word in the row.

		
fawn	<u>yawn</u>	<u>lawn</u>
		
claw	<u>paw</u>	<u>saw</u>

Directions: Draw lines to match the words and pictures.

			
sauce	laundry	faucet	auto

89

Answer Key

Name _____

Vowel Pairs: AU and AW

Directions: Write the word from the Word Box that names each picture.

straw	saw	crawl	fawn	auto	claw
paw	sauce	yawn	faucet	laundry	lawn

crawl

auto

saw

faucet

straw

laundry

fawn

sauce

lawn

yawn

paw

claw

90

Name _____

Vowel Pairs: AU and AW

Directions: Write the word from the Word Box that best completes each sentence.

fawn	caught	straw	auto	lawn
faucet	crawl	shawl	saw	

- Dad put a new faucet on the sink.
- A baby deer is called a fawn.
- Mom cut the wood with a saw.
- My baby brother is just learning to crawl.
- The fish got caught in the net.
- Our family bought a new car at the auto show.
- The lawn is nice and green in the spring.
- Grandma wears a shawl to keep warm.
- Ryan sips his milk through a straw.

91

Name _____

Vowel Pair: EW

Directions: The vowel pair **ew** can make the long **u** sound. Write the word from the Word Box that names each picture.

news	stew	jewelry	screw
------	------	---------	-------

- jewelry
- news
- screw
- stew

Directions: Write two sentences. Use one word from the Word Box in each sentence.

flew	new	few	grew
------	-----	-----	------

- _____
- _____

Sentences will vary

92

Name _____

Vowel Pair: EW

Directions: Write the word from the Word Box that best completes each sentence.

chew	grew	dew	jewelry	stew
drew	few	flew	news	

- Last year, we grew beans in our garden.
- We went to the beach a few times this summer.
- There is dew on the lawn in the morning.
- Have you heard the good news?
- Mom made beef stew for dinner.
- Mary drew a picture of Mom.
- Murphey likes to chew on a bone.
- Mom likes to wear jewelry.
- The bird flew high in the sky.

93













Answer Key

Name _____

Review: Vowel Pairs

Directions: Write the word from the Word Box that names each picture.

auto laundry	yawn screw	stew tooth	hood claw	faucet book	fawn moose
-----------------	---------------	---------------	--------------	----------------	---------------

 tooth	 faucet	 yawn
 screw	 auto	 book
 claw	 stew	 moose
 fawn	 hood	 laundry



94









Name _____

The Sounds of Y

Directions: Read the words. Write each word in the correct column.

Sometimes **y** can sound like long **e**, and sometimes it can sound like long **i**.

	puppy		fry
---	-------	---	-----

	dry		baby		city		sky
	pony		fly		bunny		cry

Y as Long e	Y as Long i
pony	dry
baby	sky
city	fly
bunny	cry













95

Name _____

The Sounds of Y

Directions: Write the word from the Word Box that names each picture.

bunny	fly	cry	money	muddy	city
puppy	sky	baby	fry	key	dry

 spy	 muddy	 fry
 dry	 key	 sky
 cry	 city	 money
 baby	 puppy	 fly

96

Name _____

The Sounds of Y

Directions: Write the word from the Word Box that best completes each sentence.

silly	cry	city	story	puppy
try	muddy	happy	fry	

- Can you hear the baby cry?
- The city is a busy place.
- Dad will try not to be late.
- It is muddy after it rains.
- My brother takes good care of his new puppy.
- Elise is happy when she reads.
- Molly will read us a story.
- Josh told us a silly joke.
- Do you know how to fry an egg?
















97

Answer Key

Name _____

Check Up: Vowel Pairs and Sounds of Y

Directions: Write the name of each picture.











 fly	 boot	 train
 bread	 coat	 leaf
 bowl	 feet	 book
 saw	 baby	 hay
 screw	 sauce	 broom

98

Name _____

Consonant Pairs

Directions: Write the letters **sh**, **ch**, **th**, or **wh** to complete each word. Then, write each word again.

1. 	sh_op	shop
2. 	th_read	thread
3. 	sh_ell	shell
4. 	th_ree	three
5. 	wh_ale	whale
6. 	ch_ain	chain
7. 	th_in	thin
8. 	ch_icks	chicks
9. 	wh_eel	wheel
10. 	sh_oe	shoe













99

Name _____

Consonant Pairs

Directions: Write the word from the Word Box that names each picture.

wheel	ship	chair	whale	shoe	shelf
think	cheese	throat	thread	cheek	thin











 throat	 think	 ship
 wheel	 shoe	 thin
 whale	 shelf	 cheese
 thread	 chair	 cheek

100

Name _____

Final Consonant Pairs

Directions: Write the final consonant pair **sh**, **ch**, **tch**, **th**, or **ng** to complete each word. Then, write each word again.

1. 	ri_ng	ring
2. 	spr_i_ng	spring
3. 	di_sh	dish
4. 	bran_ch	branch
5. 	chur_ch	church
6. 	stri_ng	string
7. 	ba_th	bath
8. 	bru_sh	brush
9. 	wi_ng	wing
10. 	too_th	tooth











101

Answer Key

Name _____

Final Consonant Pairs and Blends

Directions: Write the word that rhymes with each word below.













 string	 ring
 wrench	 bench
 spring	 wing
 link	 sink
 path	 bath

102

Name _____

Review: Consonant Pairs and Blends

Directions: Write the word from the Word Box that names each picture.

bench three	wing throne	string whale	chain ship	watch ring	path think
 wing	 string	 watch	 think	 path	 ship
 ring	 whale	 throne	 chain	 bench	 three

103

Name _____

Check Up: Consonant Pairs and Blends

Directions: Write the word or words from the Word Box that best completes each sentence.

wing	beach	chunk	bring	bench	cheese
shade	wash	path	ship	splash	shoes

- The mouse ate a chunk of cheese.
- Mom and Dad sailed on a ship.
- Can you bring a snack to the picnic?
- Patty walked on the path in the woods.
- My sister is sitting on the green bench in the park.
- To stay cool, I sit in the shade.
- The bluebird has a broken wing.
- At the beach, we like to splash in the water.
- You should wash your dirty shoes.













104

Name _____

Vowels With R: AR and ER

Directions: Write the word from the Word Box that names each picture.

jar	barn	yarn	hammer	paper	letter
dart	ladder	slippers	fern	harp	star

 jar	 hammer	 paper
 slipper	 star	 dart
 barn	 harp	 fern
 letter	 ladder	 yarn







105

Answer Key

Name _____

Vowels With R: AR and ER

Directions: Write the missing letters **ar** or **er** for each word. Then, write each word again.













1.		danc_ <u>er</u> _____	<u>dancer</u>
2.		f_ <u>ar</u> _m _____	<u>farm</u>
3.		slipp_ <u>er</u> _s _____	<u>slippers</u>
4.		c_ <u>ar</u> _____	<u>car</u>
5.		lett_ <u>er</u> _____	<u>letter</u>
6.		y_ <u>ar</u> _n _____	<u>yarn</u>
7.		p_ <u>ar</u> _k _____	<u>park</u>
8.		camp_ <u>er</u> _____	<u>camper</u>
9.		hamm_ <u>er</u> _____	<u>hammer</u>
10.		st_ <u>ar</u> _____	<u>star</u>

106

Name _____

Vowels With R: IR and OR

Directions: Write the word from the Word Box that names each picture.











dirt	thorn	bird	girl	corn	fort
storm	cork	thirty	fork	shirt	skirt
					
<u>cork</u>	<u>girl</u>	<u>corn</u>			
					
<u>dirt</u>	<u>fork</u>	<u>storm</u>			
					
<u>skirt</u>	<u>shirt</u>	<u>bird</u>			
					
<u>thirty</u>	<u>thorn</u>	<u>fort</u>			

107

Name _____

Vowels With R: IR and OR

Directions: Write the missing letters **ir** or **or** for each word. Then, write each word again.






1.		h_ <u>or</u> _se _____	<u>horse</u>
2.		sk_ <u>ir</u> _t _____	<u>skirt</u>
3.		f_ <u>or</u> _k _____	<u>fork</u>
4.		st_ <u>or</u> _m _____	<u>storm</u>
5.		g_ <u>ir</u> _l _____	<u>girl</u>
6.		c_ <u>or</u> _n _____	<u>corn</u>
7.		sh_ <u>ir</u> _t _____	<u>shirt</u>
8.		b_ <u>ir</u> _d _____	<u>bird</u>
9.		th_ <u>or</u> _n _____	<u>thorn</u>
10.		c_ <u>or</u> _d _____	<u>cord</u>

108

Name _____

Vowels With R: UR

Directions: Write the word from the Word Box that names each picture.

hurt	fur	turn	burn	curb
				
<u>turn</u>	<u>fur</u>	<u>burn</u>		
				
<u>curb</u>	<u>hurt</u>			

Directions: Write two sentences. Use one word from above in each sentence.

1.	_____

2.	_____

Sentences will vary











109

Answer Key

Name _____

Vowels With R

Directions: Write the word that rhymes with each word below.

 horn	 corn
 car	 star
 turn	 burn
 shirt	 dirt
 thorn	 torn

110

Name _____

Vowels With R

Directions: Write the word from the Word Box that best completes each sentence.

bird	fur	corn	fern	horn
cart	barn	hurt	bark	

- The bear's fur keeps it warm.
- That fern is a very pretty plant.
- Grandpa put the hay in the barn.
- Grandma ate corn on the cob for dinner.
- I hurt my foot playing soccer.
- Fido will bark when he wants a bone.
- The cart has four wheels.
- I found a baby bird in its nest.
- My sister plays the horn in the school band.













111

Name _____

Review: Vowels With R

Directions: Write the word from the Word Box that names each picture.

fork	shirt	hurt	bird	star	burn
letter	turn	fern	horn	car	barn

 burn	 turn	 horn
 fern	 car	 letter
 barn	 shirt	 bird
 hurt	 star	 fork

112

Name _____

Check Up: Vowels With R

Directions: Write six sentences. Use one word from the Word Box in each sentence.

letter	fork	bird	farm	horn	barn
--------	------	------	------	------	------

- _____
- _____
- _____
- _____
- _____
- _____

Sentences will vary

113


Answer Key


Name _____


Vowel Pairs: OI and OY


Directions: The vowel pairs **oi** and **oy** can make the sound that you hear in the middle of the words **noise** and **boys**. Write the word from the Word Box that names each picture.


boil	boys	soil	coins	point	toys
------	------	------	-------	-------	------



boys


soil


coins


point


boil


toys

Directions: Write two sentences. Use one word from above in each sentence.

1. _____

2. _____









Sentences will vary

114

Name _____

Vowel Pairs: OI and OY

Directions: Write the missing letters **oi** or **oy** for each word. Then, write the word again.

1.		b <u>oi</u> l	<u>boil</u>
2.		c <u>oi</u> ns	<u>coins</u>
3.		b <u>oy</u> s	<u>boys</u>
4.		s <u>oi</u> l	<u>soil</u>
5.		<u>oy</u> ster	<u>oyster</u>
6.		<u>oi</u> l	<u>oil</u>
7.		t <u>oy</u> s	<u>toys</u>
8.		p <u>oi</u> nt	<u>point</u>

115

Name _____

Vowel Pairs: OI and OY

Directions: Write the word from the Word Box that best completes each sentence.

boys	voice	enjoys	noise	point
soil	join	toys	coins	

- Her loud voice hurts my ears.
- I broke the point on my pencil.
- How many coins do you have in your pocket?
- We gave the baby two new toys to play with.
- Our car is making a funny noise.
- Those boys are friends from school.
- Mark is going to join the reading club.
- We got the soil ready so we could plant our garden.
- Mom enjoys going to the library.


116


Name _____


Vowel Pairs: OU and OW


Directions: The vowel pairs **ou** and **ow** can make the sound you hear in the middle of **mouth** and **clown**. Write the word from the Word Box that names each picture.


shower	pound	plow	crown	house	clown
cow	blouse	flower	bounce	frown	gown



gown



flower



clown



blouse



frown



cow



house


pound


crown


plow


bounce


shower











117

Answer Key

Name _____

Vowel Pairs: OU and OW

Directions: Write the missing letters **ou** or **ow** for each word. Then, write each word again.

1. 	cl <u>ou</u> d	<u>cloud</u>
2. 	m <u>ou</u> th	<u>mouth</u>
3. 	<u>ow</u> l	<u>owl</u>
4. 	cl <u>ow</u> n	<u>clown</u>
5. 	p <u>ou</u> nd	<u>pound</u>
6. 	pl <u>ow</u>	<u>plow</u>
7. 	cr <u>ow</u> n	<u>crown</u>
8. 	c <u>ow</u>	<u>cow</u>
9. 	fl <u>ow</u> er	<u>flower</u>
10. 	h <u>ou</u> se	<u>house</u>

118

Name _____

Vowel Pairs: OU and OW

Directions: Write the word from the Word Box that best completes each sentence.

cloud	mouse	clown	house	crown
blouse	ground	cow	pound	











- The queen wears a gold crown.
- The little mouse likes to nibble on cheese.
- Dad uses the hammer to pound nails.
- The clown did funny tricks.
- Mom has a pretty blue blouse and skirt.
- The cow likes to munch on grass.
- There is a puffy white cloud in the sky.
- I dropped my watch on the ground.
- My house is not far from school.

119

Name _____

Review: Vowel Pairs

Directions: Write the word that rhymes with each word below.













 gown	 <u>crown</u>
 blouse	 <u>house</u>
 boys	 <u>toys</u>
 soil	 <u>boil</u>
 plow	 <u>cow</u>

120

Name _____


Check Up: Vowel Pairs

Directions: Write a word that names each picture. Each word should have the **oi**, **oy**, **ou**, or **ow** vowel pair.


 <u>flower</u>	 <u>soil</u>	 <u>toys</u>
 <u>pound</u>	 <u>coins</u>	 <u>cloud</u>
 <u>boil</u>	 <u>house</u>	 <u>boys</u>
 <u>oil</u>	 <u>point</u>	 <u>clown</u>

121


Notes



Notes



Notes



Stop the summer slide. Start Summer Bridge Activities®.


You've probably heard of "summer learning loss," or the "summer slide." Studies have shown that children can *lose up to 2.5 months of learning* over the summer. But did you know that summer learning loss could have a cumulative effect with a long-term impact on children's skills and success?

Summer Bridge Activities® are an easy, effective, and fun way to keep your child's mind sharp all summer long.

Inside each book you'll find:

- ✱ Essential math, language arts, reading, social studies, science, and character development skills
- ✱ Encouraging stickers and certificates to keep kids motivated
- ✱ Outdoor fitness activities to keep them moving
- ✱ Free access to the **Summer Bridge Activities®** online companion site

With **Summer Bridge Activities®**, your child will be on track for a terrific school year, and beyond. That's why we say; ***just 15 minutes a day goes a long way!***



Newly updated, **Summer Bridge Activities®** books align to state learning standards.

carsondellosa.com/summerbridge

Phonics

SPECTRUM®









Supporting your child's educational journey every step of the way.

Spectrum® provides specific support in the skills and standards that your child is learning in today's classroom.

- Comprehensive, grade-specific titles to prepare for the year ahead
- Subject-specific practice to reinforce classroom learning
- Skill-specific titles to enrich and enhance educational concepts
- Test preparation titles to support test-taking skills

No matter your need, *Spectrum* is with you every step of the way.

Spectrum is available in these titles for second grade success:



carsondellosa.com