


HOÀNG VĂN VÂN (Tổng Chủ biên) – NGUYỄN QUỐC TUẤN (Chủ biên)
PHAN HÀ – ĐỖ THỊ NGỌC HIẾN – ĐÀO NGỌC LỘC
TRẦN HƯƠNG QUỲNH – NGUYỄN MINH TUẤN



Tiếng Anh 4

SÁCH HỌC SINH

TẬP MỘT



NHÀ XUẤT BẢN GIÁO DỤC VIỆT NAM



**SÁCH GIÁO KHOA ĐƯỢC THẨM ĐỊNH BỞI HỘI ĐỒNG QUỐC GIA
THẨM ĐỊNH SÁCH GIÁO KHOA LỚP 4**

*(theo Quyết định số 1908/QĐ-BGDĐT ngày 11 tháng 7 năm 2022
của Bộ trưởng Bộ Giáo dục và Đào tạo)*



HOÀNG VĂN VÂN (Tổng Chủ biên) - NGUYỄN QUỐC TUẤN (Chủ biên)
PHAN HÃ - ĐỖ THỊ NGỌC HIỀN - ĐÀO NGỌC LỘC
TRẦN HƯƠNG QUỲNH - NGUYỄN MINH TUẤN



Tiếng Anh 4

SÁCH HỌC SINH

TẬP MỘT



NHÀ XUẤT BẢN GIÁO DỤC VIỆT NAM



*Nhà xuất bản Giáo dục Việt Nam xin trân trọng cảm ơn
các tác giả có tác phẩm, tư liệu được sử dụng, trích dẫn
trong cuốn sách này.*

Chịu trách nhiệm xuất bản:

Chủ tịch Hội đồng Thành viên NGUYỄN ĐỨC THÁI
Tổng Giám đốc HOÀNG LÊ BÁCH

Chịu trách nhiệm nội dung:

Tổng biên tập PHẠM VINH THÁI

Biên tập nội dung: LÊ THỊ HUỆ – VŨ THỊ LAI – LÊ NGUYỄN HOÀI NGÂN
NGUYỄN THỊ HỒNG HÀ – LÊ KHÁNH TÙNG

Biên tập mỹ thuật: NGUYỄN BÍCH LA

Thiết kế sách: TRẦN ANH MINH

Trình bày bìa: NGUYỄN VIỆT HẠ

Mình họa: NGUYỄN THỊ THANH VÂN – LÊ MANH CƯỜNG

NGUYỄN THỊ NGỌC THUY – NGUYỄN HỒNG QUÂN

Sửa bản in: TRẦN THU HÀ

Chế bản: CÔNG TY CỔ PHẦN MỸ THUẬT VÀ TRUYỀN THÔNG

Sách được biên soạn, biên tập, thiết kế với sự cộng tác của Nhà xuất bản Macmillan (MPC)
và các biên tập viên Ken Wilson, Cauvis Fung và Ivy Wang.

© Vietnam Education Publishing House (VEPH) & Macmillan (MPC), 2022

Tất cả các phần của nội dung cuốn sách này đều không được sao chép, lưu trữ,
chuyển thể dưới bất kì hình thức nào khi chưa có sự cho phép bằng văn bản của
Nhà xuất bản Giáo dục Việt Nam và Nhà xuất bản Macmillan (MPC).

TIẾNG ANH 4 – GLOBAL SUCCESS – SÁCH HỌC SINH, TẬP MỘT

Mã số: ...

In ... bản, (QĐ ...) khổ 20 x 28 cm.

Đơn vị in: ...

Địa chỉ: ...

Số ĐKXB: .../CXBIPH/.../GD.

Số QĐXB: .../QĐ - GD - HN ngày ... tháng ... năm

In xong và nộp lưu chiểu tháng ... năm 20...

Mã số ISBN: Tập một: ...

Tập hai: ...

LỜI NÓI ĐẦU

Tiếng Anh 4 – Global Success – Sách học sinh, tập một được Nhà xuất bản Giáo dục Việt Nam tổ chức biên soạn theo “Chương trình Giáo dục phổ thông: Chương trình môn Tiếng Anh” (từ lớp 3 đến lớp 12) ban hành theo Thông tư 32/2018/TT-BGDĐT ngày 26 tháng 12 năm 2018 của Bộ Giáo dục và Đào tạo, với sự hợp tác chặt chẽ về chuyên môn và kĩ thuật của Nhà xuất bản Macmillan (MPC). Sách được biên soạn theo đường hướng giao tiếp, giúp học sinh bước đầu hình thành và phát triển năng lực giao tiếp bằng tiếng Anh, thông qua bốn kĩ năng nghe, nói, đọc và viết, trong đó ưu tiên phát triển hai kĩ năng nghe và nói.

Tiếng Anh 4 – Global Success – Sách học sinh, tập một xoay quanh hai chủ điểm giao tiếp gắn gũi với học sinh: *Me and My Friends*, *Me and My School*. Mỗi chủ điểm được chia thành năm đơn vị bài học (Unit) tương ứng với năm chủ đề của chương trình. Sau năm đơn vị bài học là một bài ôn (Review & Extension activities) tập trung vào các kĩ năng giao tiếp (nghe, nói, đọc, viết) và kiến thức ngôn ngữ cơ bản (ngữ âm, từ vựng, ngữ pháp).

Tiếng Anh 4 – Global Success – Sách học sinh, tập một được biên soạn dựa trên những cơ sở lí luận và thực tiễn của việc dạy và học tiếng Anh tiểu học ở Việt Nam, có tính đến tâm lí lứa tuổi và giao lưu quốc tế.

Các tác giả rất mong nhận được những ý kiến đóng góp của các nhà giáo, phụ huynh học sinh và đông đảo bạn đọc quan tâm để sách được hoàn thiện hơn.

Các tác giả

Book map

ME AND MY FRIENDS			
Competences	Structures	Vocabulary	Phonics
Starter Page 7			
<ul style="list-style-type: none"> Greeting and self-introducing Talking about activities in the classroom Talking about outdoor activities 			
Unit 1 My friends Page 10			
<ul style="list-style-type: none"> Asking and answering questions about where you are from Asking and answering questions about where someone is from 	<ul style="list-style-type: none"> Where are you from? – I'm from ... Where's he / she from? – He's / She's from ... 	America, Australia, England, Japan, Malaysia, Singapore, Thailand, Viet Nam	America Australia
Unit 2 Time and daily routines Page 16			
<ul style="list-style-type: none"> Asking and telling the time Asking and answering questions about daily routines 	<ul style="list-style-type: none"> What time is it? – It's ... What time do you ...? – I ... at ... 	at, fifteen, forty-five, o'clock, thirty get up, go to bed, go to school, have breakfast	get bed
Unit 3 My week Page 22			
<ul style="list-style-type: none"> Asking and answering questions about the days of the week Asking and answering questions about what someone does on the days of the week 	<ul style="list-style-type: none"> What day is it today? – It's ... What do you do on ...? – I ... 	Friday, Monday, Saturday, Sunday, Thursday, Tuesday, Wednesday do housework, listen to music, study at school	music Sunday
Unit 4 My birthday party Page 28			
<ul style="list-style-type: none"> Asking and answering questions about birthdays Asking and answering questions about what someone wants to eat / drink 	<ul style="list-style-type: none"> When's your birthday? – It's in ... What do you want to eat / drink? – I want ... 	April, February, January, March, May birthday, chips, grapes, jam, juice, lemonade, party, water	jam water
Unit 5 Things we can do Page 34			
<ul style="list-style-type: none"> Asking and answering questions about someone's abilities Talking about abilities and lack of abilities 	<ul style="list-style-type: none"> Can you ...? – Yes, I can. / No, I can't. Can he / she ...? – Yes, he / she can. No, he / she can't, but he / she can ... 	can, cook, draw, play the guitar, play the piano, ride a bike, ride a horse, roller skate, swim but	yes no
Review 1 & Extension activities Pages 40 & 42			

ME AND MY SCHOOL

Competences	Structures	Vocabulary	Phonics
Unit 6 Our school facilities		Page 44	
<ul style="list-style-type: none"> Asking and answering questions about the location of a school Asking and answering questions about the quantity of school facilities 	<ul style="list-style-type: none"> Where's your school? – It's in the ... How many ... are there at your school? – There is / are ... 	city, mountains, town, village building, computer room, garden, playground	mountains villages
Unit 7 Our timetable		Page 50	
<ul style="list-style-type: none"> Asking and answering questions about school subjects Asking and answering questions about timetables 	<ul style="list-style-type: none"> What subjects do you have today? – I have ... When do you have ...? – I have it on ... 	art, English, maths, music, science, Vietnamese days of the week (review)	Vietnamese science
Unit 8 My favourite subjects		Page 56	
<ul style="list-style-type: none"> Asking and answering questions about someone's favourite subjects Asking for and giving reasons for liking a school subject 	<ul style="list-style-type: none"> What's your favourite subject? – It's ... Why do you like ...? – Because I want to be ... 	IT, PE English teacher, painter, maths teacher because, why	like write
Unit 9 Our sports day		Page 62	
<ul style="list-style-type: none"> Asking and answering questions about sports day Asking and answering questions about when a sports day is 	<ul style="list-style-type: none"> Is your sports day in ...? – Yes, it is. / No, it isn't. It's in ... When's your sports day? – It's in ... 	December, June, July, November, October, September sports day	February July
Unit 10 Our summer holidays		Page 68	
<ul style="list-style-type: none"> Asking and answering questions about if someone was somewhere in the past Asking and answering questions about where someone was in the past 	<ul style="list-style-type: none"> Were you ... last weekend? – Yes, I was. / No, I wasn't. Where were you last summer? – I was in ... 	beach, campsite, countryside Bangkok, London, Sydney, Tokyo last, yesterday at, on, in (+ place)	were where
Review 2 & Extension activities		Pages 74 & 76	
Wordlist		Page 78	

CHARACTERS




Starter

A. HELLO AGAIN!

1 Let's sing.


Hello. How are you?

Hello, hello.
How are you?
How are you?
I'm fine, thank you.
I'm fine, thank you.



Hi, hi.
This is Mary.
This is Mai.
Nice to see you.
Nice to see you.

2 Listen and tick.



3 Let's play.

Spelling bee



B. CLASSROOM ACTIVITIES

1 Let's chant.

Come in, please!
Sit down, please!
Open your books, please!
Read aloud, please!
Stand up, please!
Say goodbye, please!



2 Listen and number.



3 Listen and act out.



C. OUTDOOR ACTIVITIES

1 Let's play.

Miming game



2 Follow the lines and say.



1. Look at Minh. His hobby is swimming.

3 Read and act out.

Jump up.

Jump up high.

Kick it.

Kick it hard.

Fly it.

Fly it in the sky.



UNIT 1

My friends

LESSON 1

1 Look, listen and repeat.



2 Listen, point and say.

Where are you from?

I'm from _____.



3 Let's talk.

Where are you from?

_____.



4 Listen and number. 



5 Look, complete and read. 



1. I'm Minh. I'm from _____.



2. I'm Mary. I'm _____.



3. A: _____ are you from?

B: I'm from _____.



4. A: Where are you _____?

B: I'm _____.

6 Let's sing. 

Where are you from?

Hello. I'm Minh.
I'm from Viet Nam.

Hello, Lucy. Where are you from?
I'm from England.

Hello, Mary. Where are you from?
I'm from America.

Hello, Ben. Where are you from?
I'm from Australia.



LESSON 2

1 Look, listen and repeat.



2 Listen, point and say.

Where's he / she from?



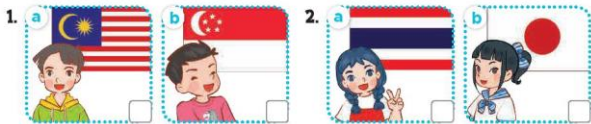
He's / She's from _____.



3 Let's talk.



4 Listen and tick.  



5 Look, complete and read. 



1. A: Where's she from?
B: She's from _____.



2. A: Where's he from?
B: He's _____.



3. A: _____ she from?
B: She's _____.



4. A: Where's _____?
B: _____ Malaysia.

6 Let's play.

Find someone who is from ...



LESSON 3

1 Listen and repeat.

a America I'm from America.

ia Australia She's from Australia.

2 Listen and circle.

1. I'm from ____.

a. America

b. Australia

c. Malaysia

2. He's from ____.

a. Canada

b. Australia

c. America

3 Let's chant.



America, America.
Mary's from America.
She's from America.

Australia, Australia.
Ben's from Australia.
He's from Australia.



4 Read and tick True or False.

Hello. I am Minh. I am nine years old. I am from Viet Nam. I have two new friends, Tony and Laura. Tony is from America. Laura is from Australia. They are my good friends.



1. Minh is nine years old.
2. Minh is from Viet Nam.
3. Tony is from Australia.
4. Laura is from America.

True	False


5 Let's write.

Hi. My name is _____. I am _____ years old.
I am from Viet Nam.
This is my friend, _____. She is from _____.
And this is _____. He is from _____.

6 Project

Pupil cards

	Name: _____ Age: _____ Country: _____
--	---

	Name: _____ Age: _____ Country: _____
--	---

UNIT 2

Time and daily routines

LESSON 1

1 Look, listen and repeat.



2 Listen, point and say.

What time is it?

It's _____.



3 Let's talk.

What time is it?



4 Listen and tick. 



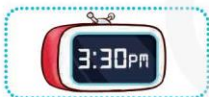
5 Look, complete and read. 



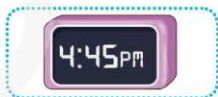
1. A: What time is it?
B: It's _____ o'clock.



2. A: What time _____?
B: It's one fifteen.



3. A: _____ is it?
B: It's three _____.



4. A: _____ is it?
B: It's _____.

6 Let's play.

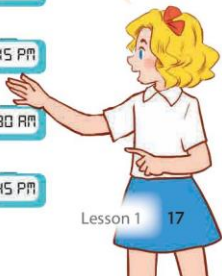
Which clock says ...?

It's three fifteen.



- A. 6:00 AM B. 8:00 AM C. 12:00 AM
- D. 1:15 PM E. 3:15 PM F. 5:15 PM
- G. 7:30 AM H. 9:30 AM I. 11:30 AM
- J. 2:45 PM K. 4:45 PM L. 8:45 PM

It's clock E!



LESSON 2

1 Look, listen and repeat.



2 Listen, point and say.

What time do you _____?

I _____ at _____.



3 Let's talk.

What time do you _____?



4 Listen and number.



5 Look, complete and read.

- A: What time do you get up?
 B: I get up at _____.
- A: What time do you have breakfast?
 B: I have breakfast at _____.
- A: _____ do you go to school?
 B: I go to school at _____.
- A: What time do you _____?
 B: I _____ at _____.



6 Let's sing.




What time do you go to school?

What time do you get up?
 I get up at six o'clock.

What time do you have breakfast?
 I have breakfast at six fifteen.

What time do you go to school?
 I go to school at six thirty.

What time do you go to bed?
 I go to bed at nine forty-five.



LESSON 3

1 Listen and repeat.

- t** get What time do you get up?
d bed What time do you go to bed?

2 Listen and circle.

1. I ___ at six thirty.
a. get up b. chat with my friends c. read a book
2. I ___ at five forty-five.
a. go out b. watch TV with my dad c. go to bed

3 Let's chant.



Get up, get up.
I get up at six o'clock.
I get up at six o'clock.



Go to bed, go to bed.
I go to bed at nine fifteen.
I go to bed at nine fifteen.

4 Read and match.

My name is Linh. I get up at six o'clock. I wash my face and clean my teeth. Then I have breakfast at six fifteen. I go to school at seven o'clock. I have lunch at school. I have dinner at home at seven thirty. I do my homework and go to bed at nine forty-five.

1. I get up.

a



b



2. I go to school.

3. I have dinner.

c



d



4. I go to bed.

5 Let's write.

Hi. My name is _____. I get up at _____.
I have breakfast at _____. I go to school at _____.
What about you? What time do you go to school?

6 Project

My daily routine




UNIT 3

My week

LESSON 1

1 Look, listen and repeat.



2 Listen, point and say.

What day is it today?

It's _____.

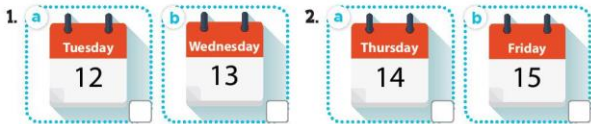


3 Let's talk.

What day is it today?




4 Listen and tick.



5 Look, complete and read.

1. **A:** What day is it today?
B: It's _____.
2. **A:** What day is it today?
B: It's _____.
3. **A:** _____ is it today?
B: _____ Tuesday.
4. **A:** What day is it _____?
B: _____.




6 Let's play.



LESSON 2

1 Look, listen and repeat.



2 Listen, point and say.

What do you do on _____?

I _____.



3 Let's talk.



4 Listen and number. 

a **Sundays** 

b 

c 

d **Saturdays** 

5 Look, complete and read. 

- A: What day is it today?
B: It's _____.
- A: _____ is it today?
B: It's _____.
- A: What do you do on Thursdays?
B: I _____.
- A: _____ do you do on Sundays?
B: I _____.



6 Let's sing. 

What day is it today?

What day is it today?
It's Monday. It's Monday.
What do you do on Mondays?
I study at school. I study at school.



What day is it today?
It's Sunday. It's Sunday.
What do you do on Sundays?
I listen to music. I listen to music.

LESSON 3

1 Listen and repeat.

- u** music I listen to music on Saturdays.
u Sunday I do housework on Sundays.

2 Listen and circle.

1. **a.** I listen to music.
b. I stay at home on Sundays.
c. I study at school.
2. **a.** I listen to music.
b. I study at school.
c. I like music.

3 Let's chant.

Music, music, music.
I listen to music on Saturdays.
I listen to music on Saturdays.

Sundays, Sundays, Sundays.
What do you do on Sundays?
I do housework on Sundays.



4 Read and complete.

I am Nam. It is Monday today. It is a school day. I go to school on Mondays, Tuesdays, Wednesdays, Thursdays and Fridays. At the weekend, I stay at home. I do housework on Saturdays. I watch TV on Sundays. What do you do at the weekend?

Nam's week						
Monday	Tuesday	Wednesday	Thursday	Friday	Saturday	Sunday
go to school	(1) _____	go to school	(2) _____	go to school	(3) _____	(4) _____

5 Let's write.

I am _____. I go to school on _____. I do housework on _____. On Sundays, I _____. What do you do at the weekend?

6 Project

Weekend activities



UNIT 4

My birthday party

LESSON 1

1 Look, listen and repeat.

Track 37

a

Hi, Lucy. What are you doing?



I'm making a hat for my birthday party.

b

When's your birthday?



It's in May.

2 Listen, point and say.

Track 38

When's your birthday?

It's in _____.

a

JANUARY

Mon	Tue	Wed	Thu	Fri	Sat	Sun
					1	2
3	4	5	6	7	8	9
10	11	12	13	14	15	16
17	18	19	20	21	22	23
24	25	26	27	28	29	30
31						

b

FEBRUARY

Mon	Tue	Wed	Thu	Fri	Sat	Sun
	1	2	3	4	5	6
7	8	9	10	11	12	13
14	15	16	17	18	19	20
21	22	23	24	25	26	27
28						

c

MARCH

Mon	Tue	Wed	Thu	Fri	Sat	Sun
	1	2	3	4	5	6
7	8	9	10	11	12	13
14	15	16	17	18	19	20
21	22	23	24	25	26	27
28	29	30	31			

d

APRIL

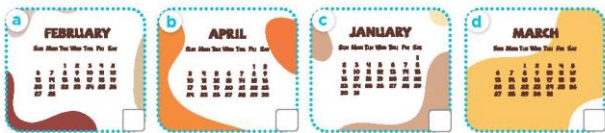
Mon	Tue	Wed	Thu	Fri	Sat	Sun
					1	2
3	4	5	6	7	8	9
10	11	12	13	14	15	16
17	18	19	20	21	22	23
24	25	26	27	28	29	30

3 Let's talk.

When's your birthday?



4 Listen and number.



5 Look, complete and read.



1. A: When's your birthday?

B: It's in _____.



2. A: When's your birthday?

B: It's in _____.



3. A: When's your _____?

B: It's in _____.



4. A: _____ your birthday?

B: It's _____.

6 Let's sing.



When's your birthday?

When's your birthday?

When's your birthday?

It's in January.

My birthday's in January.



When's your birthday?

When's your birthday?


It's in February.

My birthday's in February.



LESSON 2

1 Look, listen and repeat. Track 41



2 Listen, point and say. Track 42

What do you want to eat / drink?

I want _____.



3 Let's talk.

What do you want to eat / drink?



4 Listen and tick.

1. a



b



2. a



b



5 Look, complete and read.

1. A: Happy birthday, Nam!
B: Thank you. _____
do you want to eat, Mary?
A: I want some _____.



2. A: What do you want to
_____, Ben?
B: I want some water.
A: What do you want to eat?
B: I want some _____.



6 Let's play.

Board race



LESSON 3

1 Listen and repeat.

j jam I like jam.

w water I want some water.

2 Listen and circle.

1. I want some ____.

a. jam

b. water

c. juice

2. There is some ____ on the table.

a. juice

b. water

c. jam

3 Let's chant.

Jam, jam.
There's jam on the table.
I want some jam.

Water, water.
There's water on the table.
I want some water.



4 Read and circle.

Dear pen friend,

My name's Bill. I'm from England. I'm nine years old. My birthday's in March. It's coming soon. I want some chips and some lemonade at my party. What about you? When's your birthday? What do you want to eat and drink at your party?

Write to me soon.

Bill

- Bill is from ____.
a. America b. England c. Australia
- His birthday's in ____.
a. March b. January c. April
- He wants some ____.
a. chips b. grapes c. jam
- He wants some ____.
a. milk b. lemonade c. water

5 Let's write.

My name is ____, I am from ____. My birthday is in ____. I want _____ at my party.

6 Project

A birthday party invitation



UNIT 5

Things we can do

LESSON 1

1 Look, listen and repeat.



2 Listen, point and say.

Can you _____?

Yes, I can.

No, I can't.



3 Let's talk.

Can you _____?

Yes, / No, _____.



SUMMER CAMP



4 Listen and tick. 



5 Look, complete and read. 



A: Can you play the piano?

B: _____.



A: Can you ride a bike?

B: _____.



A: Can you _____?

B: _____, I can.



A: Can you _____?

B: _____, I can't.

6 Let's play.

Can you ...?

Can you ride a bike?



LESSON 2

1 Look, listen and repeat.

a Can Linh play badminton?



Linh ✓

Yes, she can.

b Can she play football?



Linh ✓ X ✓

No, she can't, but she can swim.

2 Listen, point and say.

Can he / she _____?

Yes, he / she can.

No, he / she can't, but he / she can _____.



3 Let's talk.

Can he / she _____?

Yes, _____, No, _____, but _____.



4 Listen and tick or cross.



5 Look, complete and read.

1. A: Can she cook?

B: _____, she _____.



2. A: Can he draw?

B: _____, he _____.



3. A: Can she ride a _____?

B: No, she can't, but she _____ swim.



4. A: _____ he play badminton?

B: No, he can't, _____ he can roller skate.



6 Let's sing.



Things they can do

She can draw.

She can dance.

She can play the piano,
but she can't play the guitar.



He can swim.

He can cook.

He can ride a bike,
but he can't ride a horse.



LESSON 3

1 Listen and repeat.

y yes

Can you draw? - Yes, I can.

n no

Can she swim? - No, she can't.

2 Listen and circle.

1. Can he swim?

a. Yes, he can.

b. No, he can't.

2. Can they draw?

a. Yes, they can.

b. No, they can't.

3 Let's chant.

Can she draw?

No, she can't. No, she can't.

Can she ride a bike?

Yes, she can. Yes, she can.

Can he swim?

No, he can't. No, he can't.

Can he play the piano?

Yes, he can. Yes, he can.



4 Read and tick True or False.

I have three friends, Ha, Khoa and Rosie. Ha can play badminton, but she can't swim. Khoa can ride a bike, but he can't ride a horse. Rosie can play the piano, but she can't play the guitar. I can sing, but I can't dance. We can all roller skate.

1. Ha can swim.
2. Khoa can't ride a horse.
3. Rosie can play the guitar.
4. They can all roller skate.

True	False

5 Let's write.

I have two friends, Lucy and Ben. Lucy can run, but she can't _____. Ben can _____, but he can't sing. I can _____, but I can't _____.



6 Project

A school club survey
















Hoa can swim, but she can't roller skate.



Our school clubs		<input type="checkbox"/> Sports	<input type="checkbox"/> Music
Names	Can you swim?	Can you roller skate?	
Hoa	✓		X
An	X		X
Lam	✓		✓

Review 1

1 Listen and tick.

1. 		
2. 		
3. 		
4. 		
5. 		

2 Ask and answer.

1. 	2. 
3. 	4. 

3 Read and match.

1. What time is it?

2. Where's she from?

3. When's your birthday?

4. What day is it today?

5. What do you want to eat?

a. I want some grapes.

b. It's in April.

c. It's twelve o'clock.

d. She's from Malaysia.

e. It's Tuesday.


4 Read and complete.

My name is Ben. I am nine years old. I am from Australia. I am a pupil at Rose Primary School. I go to school from Mondays to Fridays. I like sports and music. I play football on Tuesdays. I play the guitar on Wednesdays. At the weekend, I stay at home and do housework.



This is Ben. He is from (1) _____. He is at school from Mondays to (2) _____. His hobbies are sports and music. He can play football. He can play the (3) _____. He is at home on Saturdays and (4) _____.



5 Let's write.

I have a friend. Her name is Ann. She is from  (1) _____.

Her birthday is in  (2) _____. She can  (3) _____

and  (4) _____, but she can't  (5) _____.

Extension activities

1 Look and write.

America

Australia

England

Japan

Viet Nam



1. Viet Nam



2. _____



3. _____



4. _____



5. _____

2 Look and write.

8:00 PM

Washington DC, America

1. In America, it's eight o'clock.

1:00 PM

London, England

2. In England, it's _____.

7:00 PM

Ha Noi, Viet Nam

3. In Viet Nam, it's _____.

9:00 PM

Tokyo, Japan

4. In Japan, it's _____.

10:00 PM

Canberra, Australia

5. In Australia, it's _____.

3 Read the questions. Then tick the answers. 

1. Which country is near Viet Nam?

A.



Thailand



America



Russia

B.



Australia



England



Malaysia

2. Which country is far from Viet Nam?

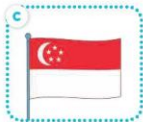
A.



Canada



Thailand



Singapore

B.



Thailand



Australia




Laos

UNIT 6

Our school facilities

LESSON 1

1 Look, listen and repeat.



2 Listen, point and say.

Where's your school?

It's in the _____.



3 Let's talk.

Where's your school?



4 Listen and number. 



5 Look, complete and read. 

1. A: Where's your school?

B: It's in the _____.



2. A: Where's your school?

B: It's in _____.



3. A: Where's your _____?

B: It's in _____.



4. A: _____ your school?

B: It's _____.



6 Let's play.

Matching pairs



LESSON 2

1 Look, listen and repeat.

a Where's your school, Bill?



b How many buildings are there at your school?



2 Listen, point and say.

How many _____ are there at your school?

There is _____.

There are _____.



3 Let's talk.

How many _____ are there at your school? _____



4 Listen and tick.



5 Look, complete and read.

1. **A:** Nice to meet you, Nam.

Where's your school?

B: It's in the _____.

A: How many playgrounds are there at your school?

B: There is _____.

2. **A:** _____ buildings are there at your school?

B: There are _____.

A: How many gardens _____ at your school?

B: There is one.



6 Let's sing.

Gardens and buildings at my school

How many gardens are there at your school?

There's one. There's one.

There's one garden at my school.

How many buildings are there at your school?

There are three. There are three.

There are three buildings at my school.



LESSON 3

1 Listen and repeat.

s mountains

My school is in the mountains.

es villages

There are three villages near my school.

2 Listen and circle.

1. Our school is near two ____.

- a. towns
- b. villages
- c. mountains

2. There are two ____ not far from my school.

- a. mountains
- b. villages
- c. towns

3 Let's chant.

Where's your school?
It's in the mountains.
It's in the mountains.
My school is in the mountains.

Where's your school?
It's in the village.
It's in the village.
My school is in the village.

4 Read and complete.

Our school is big. It is in a village. There are three buildings and a garden at our school. The garden has many trees and flowers. There is a big playground. We can play football, badminton and volleyball there.

1. Our school is in a _____.
2. There are _____ buildings at our school.
3. There is a _____ with many trees and flowers.
4. We can play sports in the _____.

5 Let's write.

My school is _____. There are _____. There is _____.

My school has a playground. We can play _____ there. I love my school!

6 Project

Our school

Look at my school! It's _____.



UNIT 7

Our timetable

LESSON 1

1 Look, listen and repeat.



2 Listen, point and say.

What subjects do you have today?

I have _____.



3 Let's talk.

What subjects do you have today?



4 Listen and tick or cross. 



5 Look, complete and read. 

1. A: What subjects do you have today?

B: I have _____.



2. A: What subjects do you have today?

B: I _____.



3. A: _____ do you have today?

B: I have English and _____.



4. A: What subjects _____ today?

B: I have _____ and _____.



6 Let's play.

Do the crossword puzzle.

Then ask and answer.

What subjects do you have today?

I have _____.



LESSON 2


1 Look, listen and repeat.

a What subjects do you have today?




I have Vietnamese and science.

b When do you have maths?




I have it on Mondays and Fridays.

2 Listen, point and say.

a  art

b  music

c  science

d  English

When do you have _____?

I have it on _____.

3 Let's talk.

When do you have _____?



Monday	Tuesday	Wednesday	Thursday	Friday
Vietnamese	English	science	Vietnamese	Vietnamese
maths	music	maths	art	English
science	maths	Vietnamese	maths	maths

4 Listen and tick.

1. a

Monday	Tuesday	Wednesday
	music	

b

Monday	Tuesday	Wednesday
		music

2. a

Wednesday	Thursday	Friday
science	science	

b

Wednesday	Thursday	Friday
science		science

5 Look, complete and read.

1. A: What day is it today?

B: It's Tuesday.

A: _____ subjects do you have today?

B: I have _____.



2. A: Do you have science today?

B: No, I don't.

A: When do you have _____?

B: I have it on _____.



6 Let's sing.

What subjects do you have today?

What subjects do you have today?

Vietnamese, maths and science.

What subjects do you have today?

Vietnamese, science and maths.

When do you have maths?

I have maths every day.

When do you have Vietnamese?

I have Vietnamese every day.



LESSON 3

1 Listen and repeat.

- se** Vietnamese When do you have Vietnamese?
ce science We have science today.

2 Listen and circle.

1. When do you have ____?
a. science
b. Vietnamese
c. maths
2. They have ____ today.
a. maths
b. science
c. Vietnamese

3 Let's chant.

Science, science.
When do you have science?
I have science today.
I have science today.



Vietnamese, Vietnamese.
When do you have Vietnamese?
We have Vietnamese today.
We have Vietnamese today.



4 Read and circle.

My name is Minh. I go to school from Mondays to Fridays. I have Vietnamese and maths every day. I have English on Mondays, Thursdays and Fridays. I have science on Wednesdays and Thursdays. I have music on Tuesdays. I like music very much.

- Minh has _____ every day.
a. Vietnamese and English b. Vietnamese and maths
- He has English on Mondays, _____.
a. Thursdays and Fridays b. Wednesdays and Fridays
- He has music on _____.
a. Thursdays b. Tuesdays
- He likes _____ very much.
a. science b. music

5 Let's write.

My name is _____. I go to school from Mondays to Fridays. I have _____ today. I have _____ on _____. I have _____ on _____. I like _____ very much.

6 Project

My timetable

Monday	Tuesday	Wednesday	Thursday	Friday
Vietnamese	English	maths	music	Vietnamese
science	Vietnamese	English	art	maths



UNIT 8

My favourite subjects

LESSON 1

1 Look, listen and repeat.



2 Listen, point and say.

What's your favourite subject?

It's _____.



3 Let's talk.



4 Listen and tick or cross. 



5 Look, complete and read. 

1. A: What's your favourite subject?

B: It's _____.



2. A: _____ your favourite subject?

B: It's _____.



3. A: What's your favourite _____?

B: It's _____.



4. A: What's your _____?

B: It's _____.



6 Let's sing. 



My favourite subject

I like drawing.

My favourite subject is art.

I like singing.

My favourite subject is music.

I like running.

My favourite subject is PE.


I like computers.

My favourite subject is IT.



LESSON 2


1 Look, listen and repeat. Track 82



2 Listen, point and say. Track 83



3 Let's talk.



4 Listen and number.



5 Look, complete and read.

1. A: What's your favourite subject?
B: It's art. I like it.
A: _____ do you like art?
B: Because I want to be a _____.



2. A: I like IT. It's my favourite _____.
B: Why do you like it?
A: _____ I want to be an IT teacher.
How about you?
B: My favourite subject is _____.
I want to be a singer.



6 Let's play.

Sentence making



LESSON 3

1 Listen and repeat.

- ke** like I like English.
te write Let's write.

2 Listen and circle.

1. **a.** I like music.
b. I write a story.
c. I write a letter.
2. **a.** I like Vietnamese.
b. I like English.
c. I write in English.

3 Let's chant.

Art, art.
My favourite subject is art.
Why do you like it?
Because I want to be a painter.



English, English.
My favourite subject is English.
Why do you like it?
Because I want to be an English teacher.

4 Read and tick True or False.

My name is Peter. It is Thursday today. I have English, PE, music, art and maths at school. My favourite subject is English. I like it because I want to be an English teacher. I also like music because I want to be a singer too. I do not like maths because I am not good at it.

1. His name is Peter.
2. He has four subjects at school.
3. His favourite subject is English.
4. Music is not his favourite subject.

True	False

5 Let's write.

My name is _____. I have _____ and maths today.
My favourite subject is _____. I like it because I want to be
_____. What is your favourite subject?

6 Project

A survey of favourite subjects

His favourite subject is maths.

Name	Favourite subject	Reason
Bill	maths	a maths teacher

UNIT 9

Our sports day

LESSON 1

1 Look, listen and repeat.



2 Listen, point and say.

Is your sports day in _____?

Yes, it is.

No, it isn't. It's in _____.



3 Let's talk.

Is your sports day in _____?

_____.



JANUARY	FEBRUARY	MARCH	APRIL
MAY	JUNE	JULY	AUGUST
SEPTEMBER	OCTOBER	NOVEMBER	DECEMBER

4 Listen and match.

1.



2.



3.



5 Look, complete and read.

- A: Is your sports day in June?
B: Yes, _____.
- A: Is your sports day in _____?
B: Yes, it is.
- A: _____ your sports day in February?
B: No, it isn't. It's in _____.
- A: Is your sports day _____ July?
B: _____. It's in March.



6 Let's sing.

Our sports day

Sports day, sports day.
Is your sports day in May?
Yes, it is. Yes, it is.
It's in May.



Sports day, sports day.
Is your sports day in June?
No, it isn't. No, it isn't.
It's in July.



LESSON 2

1 Look, listen and repeat.



2 Listen, point and say.

When's your sports day?

It's in _____.



3 Let's talk.

When's your sports day?

_____.



JANUARY

1	2	3	4	5	6	7
8	9	10	11	12	13	14
15	16	17	18	19	20	21
22	23	24	25	26	27	28
29	30	31				

FEBRUARY

1	2	3	4	5	6	7
8	9	10	11	12	13	14
15	16	17	18	19	20	21
22	23	24	25	26	27	28
29						

MARCH

1	2	3	4	5	6	7
8	9	10	11	12	13	14
15	16	17	18	19	20	21
22	23	24	25	26	27	28
29	30	31				

APRIL

1	2	3	4	5	6	7
8	9	10	11	12	13	14
15	16	17	18	19	20	21
22	23	24	25	26	27	28
29	30					

MAY

1	2	3	4	5	6	7
8	9	10	11	12	13	14
15	16	17	18	19	20	21
22	23	24	25	26	27	28
29	30	31				

JUNE

1	2	3	4	5	6	7
8	9	10	11	12	13	14
15	16	17	18	19	20	21
22	23	24	25	26	27	28
29	30					

JULY

1	2	3	4	5	6	7
8	9	10	11	12	13	14
15	16	17	18	19	20	21
22	23	24	25	26	27	28
29	30	31				

AUGUST

1	2	3	4	5	6	7
8	9	10	11	12	13	14
15	16	17	18	19	20	21
22	23	24	25	26	27	28
29	30	31				

SEPTEMBER

1	2	3	4	5	6	7
8	9	10	11	12	13	14
15	16	17	18	19	20	21
22	23	24	25	26	27	28
29	30					

OCTOBER

1	2	3	4	5	6	7
8	9	10	11	12	13	14
15	16	17	18	19	20	21
22	23	24	25	26	27	28
29	30	31				



NOVEMBER



1	2	3	4	5	6	7
8	9	10	11	12	13	14
15	16	17	18	19	20	21
22	23	24	25	26	27	28
29						

DECEMBER

1	2	3	4	5	6	7
8	9	10	11	12	13	14
15	16	17	18	19	20	21
22	23	24	25	26	27	28
29	30	31				

4 Listen and tick.

1. **a**  **b** 

2. **a**  **b** 

5 Look, complete and read.

1. A: Is your sports day in September?

B: _____, it is. When's your sports day?

A: It's in _____.



2. A: Our sports day is in October.

_____ your sports day in October too?

B: No, it isn't.

A: _____ your sports day?

B: It's in _____.



6 Let's play.

Who's faster?

My birthday is in January.

January
February
March

Example: Our sports day is in March.



LESSON 3

1 Listen and repeat.

- y** February Our sports day is in February.
y July My birthday is in July.

2 Listen and circle.

1. Is your sports day in ____?
 a. July b. February c. January
2. I like ____.
 a. July b. January c. cycling

3 Let's chant.

When's your sports day?
 In January, February or May?
 In January, in January.
 It's in January.

JANUARY						
S	M	T	W	T	F	S
						1
2	3	4	5	6	7	8
9	10	11	12	13	14	15
16	17	18	19	20	21	22
23	24	25	26	27	28	29
30	31					

SCHOOL SPORTS DAY



JULY						
S	M	T	W	T	F	S
						1
2	3	4	5	6	7	8
9	10	11	12	13	14	15
16	17	18	19	20	21	22
23	24	25	26	27	28	29
30	31					

When's your sports day?
 In May, June or July?
 In July, in July.
 It's in July.



4 Read and tick True or False.

Our sports day is in November. It is in the school playground. There are many pupils and teachers. We play different sports and games. The boys play badminton. The girls play football. The teachers play basketball. It is a lot of fun!

1. The sports day is in November.
2. The sports day is in the school gym.
3. The boys play badminton.
4. The girls play volleyball.

True	False
<input type="checkbox"/>	<input type="checkbox"/>
<input type="checkbox"/>	<input type="checkbox"/>
<input type="checkbox"/>	<input type="checkbox"/>
<input type="checkbox"/>	<input type="checkbox"/>

5 Let's write.

Our school sports day is in _____. We play sports and games in the school playground. The girls _____. The boys _____. The teachers _____. We all love our sports day.

6 Project

Our sports day poster

Our sports day is in October. _____



UNIT 10

Our summer holidays

LESSON 1

1 Look, listen and repeat.



2 Listen, point and say.

Were you _____ last weekend?

Yes, I was.

No, I wasn't.



3 Let's talk.

Were you _____ last weekend?

Yes / No _____.



4 Listen and tick. 



5 Look, complete and read. 

1. I was at _____ yesterday.



2. I was _____ last weekend.



3. A: Were you in the mountains last weekend?

B: No, I wasn't. I was in _____.



4. A: _____ you on the beach yesterday?

B: _____, I was.



6 Let's sing. 

Were you on the beach yesterday?

Were you, were you,
Were you on the beach?
Were you on the beach yesterday?
Yes, I was. Yes, I was.
I was on the beach yesterday.

Were you, were you,
Were you on the beach?
Were you on the beach yesterday?
No, I wasn't. No, I wasn't.
I was in the countryside yesterday.



LESSON 2

1 Look, listen and repeat.



2 Listen, point and say.



Where were you last summer?

I was in _____.

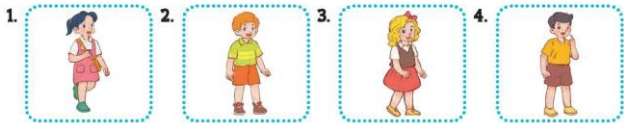


3 Let's talk.

Where were you last summer?



4 Listen and match.  



5 Look, complete and read. 

1. A: Where were you last summer, Mai?

B: I was in _____.

A: Is it a big city?

B: _____, it is.



2. A: _____ were you last summer, Nam?

B: I _____ in Sydney.

Were you in Sydney, too?

A: _____, I wasn't.



6 Let's play.

Making sentences



LESSON 3

1 Listen and repeat.

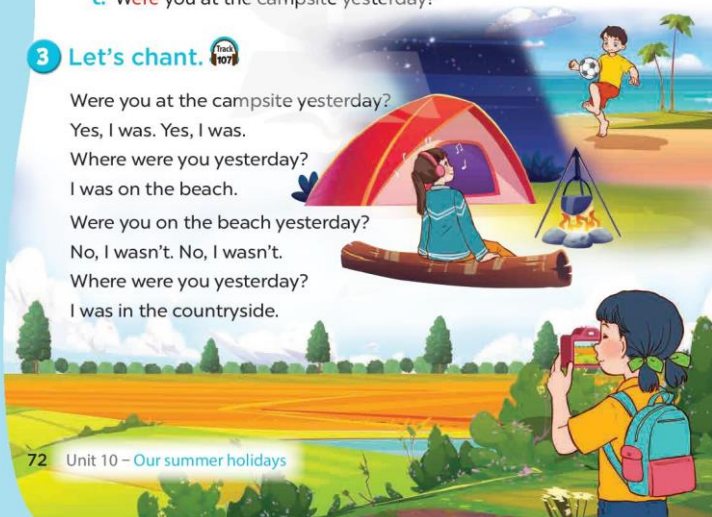
- ere** were Were you on the beach last summer?
ere where Where were you last weekend?

2 Listen and circle.

- a. Were you on the beach last weekend?
b. Where were you last summer?
c. Were you in the countryside last summer?
- a. Where were you last weekend?
b. Where were you yesterday?
c. Were you at the campsite yesterday?

3 Let's chant.

Were you at the campsite yesterday?
Yes, I was. Yes, I was.
Where were you yesterday?
I was on the beach.
Were you on the beach yesterday?
No, I wasn't. No, I wasn't.
Where were you yesterday?
I was in the countryside.



4 Read and complete.

I am Mai. Last summer, I was on holiday in London. The city was busy. The food was good. The people were helpful. My holiday was great!

My name is Tony. I was on holiday in Ha Long Bay last summer. The bay was beautiful. The food was excellent. The people were friendly. My holiday was very nice!



1. Last summer, Mai was in London and Tony was in _____.
2. London was busy and Ha Long Bay was _____.
3. The people in London were _____ and the people in Ha Long were friendly.
4. Mai and Tony _____ their holidays.

5 Let's write.

I am _____. Last summer, I was on holiday in _____ with my family. The _____ was beautiful. The food was _____. The people were _____. My holiday was great!

6 Project

My last summer holiday



Review 2

1 Listen and tick.

- a 

b 

c 
- a 

School Timetable	
Monday	music
Tuesday	
Wednesday	
Thursday	music
Friday	

b 

School Timetable	
Monday	
Tuesday	music
Wednesday	
Thursday	
Friday	

c 

School Timetable	
Monday	
Tuesday	
Wednesday	
Thursday	music
Friday	
- a 

b 

c 
- a 

b 

c 
- a 

b 

c 

2 Ask and answer.

- How many buildings are there in your school?


- What's your favourite subject?


- When is your sports day?


- Where were you last summer?



3 Read and match.

1. What subjects do you have today?

a. I was in Sydney.

2. When do you have art?

b. I have English, maths and Vietnamese.

3. Where were you last summer?

c. Yes, it is.

4. Is your sports day in April?

d. I have it on Wednesdays.

4 Read and complete.

were computer rooms music sing village

Dear Linh,
My school is in the (1) _____. There are twenty classrooms, two (2) _____ and a beautiful garden.
My favourite subject is (3) _____. I like music because I can play the piano, and I can (4) _____ with my friends.
It was our sports day yesterday. The activities there (5) _____ fun. It was great.
Tell me about your school.
Bye!
Joe

5 Let's write.

Dear Joe,
My school is in _____. There are _____ classrooms. My favourite subject is _____. I like it because I can _____. I love sports. Our last sports day was in _____.
Bye!

Extension activities

1 Read and match.

1. There is a lot of traffic. There are many people. It's busy and noisy. Look at the tall buildings!



a. countryside

2. There are many trees and fields. There aren't many people. It's quiet here. Listen! I can hear birds singing.



b. city

2 Write *city* or *countryside*.

- | | | | |
|---------------------|-------|----------------|-------|
| 1. tall buildings | _____ | 2. many people | _____ |
| 3. a lot of trees | _____ | 4. many fields | _____ |
| 5. a lot of traffic | _____ | 6. busy | _____ |
| 7. noisy | _____ | 8. quiet | _____ |

3 Board game. Roll a dice. Listen to a question and answer it.

Start →

1

2

3 **Go back one space**

4

5 **Move ahead one space**

6

School timetable	
Monday	
Tuesday	
Wednesday	MUSIC
Thursday	
Friday	

7 **Miss a turn**

8

9 **Move ahead three spaces**

10

11 **Go back one space**

12
SCHOOL SPORTS DAY
OCTOBER

→ **Finish**

Wordlist

activity	/æk'tɪvəti/	hoạt động
America	/ə'merɪkə/	nước Hoa Kỳ
April	/'eɪprəl/	tháng Tư
art	/ɑ:t/	môn Mĩ thuật
August	/'ɔ:gəst/	tháng Tám
Australia	/ə'streɪliə/	nước Ô-xtr-rây-li-a
Bangkok	/bæŋ'kɒk/	Băng Cốc (thủ đô của nước Thái Lan)
beach	/bi:tʃ/	bãi biển
because	/bɪ'kɒz/	bởi vì
birthday	/'bɜ:θdeɪ/	ngày sinh
building	/'bɪldɪŋ/	toà nhà
campsite	/'kæmpsaɪt/	địa điểm cắm trại
can	/kæn/, /kæn/	có thể, biết (làm gì)
chips	/tʃɪps/	khoai tây rán
city	/'sɪti/	thành phố
computer room	/kəm'pjʊ:tə ru:m/	phòng máy tính
countryside	/'kʌntrisaɪd/	nông thôn, vùng quê
December	/dɪ'sembə/	tháng Mười Hai
England	/'ɪŋɡlənd/	nước Anh
English	/'ɪŋɡlɪʃ/	môn Tiếng Anh
(English) teacher	/(^h ɪŋɡlɪʃ) 'ti:tʃə/	giáo viên (dạy Tiếng Anh)
February	/'februəri/	tháng Hai
forty-five	/,fɔ:ti 'faɪv/	số 45
Friday	/'fraɪdeɪ/	thứ Sáu
garden	/'gɑ:dn/	vườn
get up	/get 'ʌp/	thức dậy
go (to bed)	/'gəʊ (tə 'bed)/	đi (ngủ)
go (to school)	/'gəʊ (tə 'sku:l)/	đi (học)
grape	/greɪp/	quả nho
hat	/hæt/	cái mũ
have (breakfast)	/hæv ('brekfəst)/	dùng (bữa sáng)
housework	/'haʊswɜ:k/	việc nhà

IT (information technology)	/aɪ 'tiː / (/ ,ɪnfə,meɪʃn tek'nɒlədʒi /)	môn Tin học, môn Công nghệ thông tin
jam	/dʒæm /	mứt
January	/'dʒænjʊəri /	tháng Giêng
Japan	/dʒə'pæɪn /	nước Nhật
jump	/dʒʌmp /	nhảy
last	/'lɑːst /	trước, lần trước
lemonade	/'lemə'neɪd /	nước chanh
London	/'lʌndən /	Luân Đôn (thủ đô của nước Anh)
Malaysia	/'mæ'leɪziə /, /'mæ'leɪzə /	nước Ma-lay-xi-a
March	/'mɑːtʃ /	tháng Ba
maths	/'mæθs /	môn Toán, toán học
(maths) teacher	/'(mæθs) 'tiː tʃə /	giáo viên (dạy Toán)
May	/'meɪ /	tháng Năm
Monday	/'mʌndeɪ /	thứ Hai
mountain	/'maʊntən /	ngọn núi
music	/'mjuːzɪk /	môn Âm nhạc
November	/'nəʊ'vembə /	tháng Mười Một
o'clock	/'ə'klɒk /	giờ (dùng sau giờ chỉn, ví dụ: 8 giờ: eight o'clock)
October	/'ɒk'təʊbə /	tháng Mười
outdoor	/'aʊtdɔː /	ngoài trời
painter	/'peɪntə /	họa sĩ
party	/'paːti /	buổi tiệc
PE (physical education)	/'piː 'iː / (/ ,fɪzɪkl edʒu'keɪʃn /)	môn Thể dục, môn Giáo dục thể chất
play the guitar	/'pleɪ ðə ɡɪ'tɑː /	chơi đàn ghi ta
play the piano	/'pleɪ ðə pi'ænəʊ /	chơi đàn piano
ride (a bike)	/'raɪd (ə baɪk) /	đạp xe
ride (a horse)	/'raɪd (ə hɔːs) /	cưỡi ngựa
roller skate	/'rəʊlə sket /	trượt patanh
Saturday	/'sætədeɪ /	thứ Bảy

school garden	/sku:l 'gɑ:dn/	vườn trường
science	/'saɪəns/	môn Khoa học
seesaw	/'si:ɔ: /	cái bập bênh
September	/sep'tembə/	tháng Chín
Singapore	/,sɪŋə'pɔ: /	nước Xinh-ga-po
sports day	/'spɔ:ts deɪ/	ngày hội thể thao
stay at home	/steɪ ət haʊm/	ở nhà
story	/'stɔ:ri/	chuyện, câu chuyện
study	/'stʌdi/	học, nghiên cứu
subject	/'sʌbdʒɪkt/, /'sʌbdʒekt/	môn học
Sunday	/'sʌndeɪ/	Chủ Nhật
Sydney	/'sɪdni/	Xít-ni (thành phố của nước Ô-xtrây-li-a)
Thailand	/'taɪlənd/	nước Thái Lan
thirty	/'θɜ:ti/	số 30
Thursday	/'θɜ:zdeɪ/	thứ Năm
today	/tə'deɪ/	hôm nay
Tokyo	/'təʊkiəʊ/	Tô-ki-ô (thủ đô của nước Nhật)
town	/taʊn/	thị trấn
Tuesday	/'tju:zdeɪ/	thứ Ba
Viet Nam	/,vi:et'næm/	nước Việt Nam
Vietnamese	/,vi:etnə'mi:z/	môn Tiếng Việt
village	/'vɪlɪdʒ/	ngôi làng
wash	/'wɒʃ/	rửa
Wednesday	/'wenzdeɪ/	thứ Tư
weekday	/'wi:kdeɪ/	ngày trong tuần (từ thứ Hai đến thứ Sáu)
weekend	/,wi:k'end/	ngày cuối tuần (thứ Bảy và Chủ Nhật)
when	/wen/	khi nào
why	/waɪ/	tại sao
yesterday	/'jestədeɪ/	ngày hôm qua

Tiếng Anh 4

GLOBAL
SUCCESS

hoclieu.vn



TÀI NGUYÊN HỖ TRỢ DẠY – HỌC SGK TIẾNG ANH – GLOBAL SUCCESS

1. Audio CD
2. Bài giảng điện tử
3. Giáo án minh họa
4. Video tiết giảng minh họa
5. Video hướng dẫn phát âm
6. Tài liệu tập huấn giáo viên
7. Bộ đề kiểm tra thường xuyên và định kì
8. Thẻ từ
9. Tranh tình huống
10. Bộ quản rối
11. Sách mềm học sinh và giáo viên
12. Hệ thống LMS (học liệu thông minh)
13. Ứng dụng Lingo Bee

Các đơn vị đầu mối phát hành:

- * Miền Bắc:** CTCP Đầu tư và Phát triển Giáo dục Hà Nội
Địa chỉ: Tòa nhà văn phòng HEID, ngõ 12 Láng Hạ, Ba Đình, Hà Nội Điện thoại: 024 3512 3939
- * Miền Trung:** CTCP Đầu tư và Phát triển Giáo dục Đà Nẵng
Địa chỉ: 145 Lê Lợi, Hải Châu 1, Hải Châu, Đà Nẵng Điện thoại: 023 6388 9954
- * Miền Nam:** CTCP Đầu tư và Phát triển Giáo dục Phương Nam
Địa chỉ: 231 Nguyễn Văn Cừ, P.4, Quận 5, TP. Hồ Chí Minh Điện thoại: 028 7303 5556
- Sách điện tử:** <https://hanhtrangsos.xbgd.vn>
<https://hoclieu.vn>

Kích hoạt để mở học liệu điện tử. Các lớp nhỏ trên hình để nhận mã số. Truy cập <https://hanhtrangsos.xbgd.vn> và nhập mã số tại biểu tượng chia sẻ.



Toàn bộ Ebook có trên website Blogtailieu.com đều có bản quyền thuộc về tác giả, **Blog Tài Liệu** không thu hay yêu cầu khoản phí nào, khuyến khích các bạn nếu có khả năng hãy mua sách để ủng hộ tác giả. **Blog Tài Liệu** Trân trọng cảm ơn các bạn quan tâm trang blogtailieu.com

SHOPEE.VN

TIKI.VN

HƯỚNG DẪN TẢI BẢN ĐẸP

Blogtailieu.com/huong-dan-co-ban

Nội dung cập nhật liên tục trên blog tài liệu

Nguồn tài liệu:

Học10. vn

Hành trang số. nxbgd. vn