

HOÀNG VĂN VÂN (Tổng Chủ biên) – NGUYỄN QUỐC TUẤN (Chủ biên)
PHAN HẢ – ĐỖ THỊ NGỌC HIỀN – ĐÀO NGỌC LỘC
TRẦN HƯƠNG QUỲNH – NGUYỄN MINH TUẤN



Tiếng Anh 4

SÁCH HỌC SINH

TẬP HAI



NHÀ XUẤT BẢN GIÁO DỤC VIỆT NAM



HOÀNG VĂN VÂN (Tổng Chủ biên) - NGUYỄN QUỐC TUẤN (Chủ biên)
PHAN HÃ - ĐỖ THỊ NGỌC HIỀN - ĐÀO NGỌC LỘC
TRẦN HƯƠNG QUỲNH - NGUYỄN MINH TUẤN



Tiếng Anh 4

SÁCH HỌC SINH

TẬP HAI



NHÀ XUẤT BẢN GIÁO DỤC VIỆT NAM



LỜI NÓI ĐẦU

Tiếng Anh 4 – Global Success – Sách học sinh, tập hai được Nhà xuất bản Giáo dục Việt Nam tổ chức biên soạn theo “Chương trình Giáo dục phổ thông: Chương trình môn Tiếng Anh” (từ lớp 3 đến lớp 12) ban hành theo Thông tư 32/2018/TT-BGDĐT ngày 26 tháng 12 năm 2018 của Bộ Giáo dục và Đào tạo, với sự hợp tác chặt chẽ về chuyên môn và kỹ thuật của Nhà xuất bản Macmillan (MPC). Sách được biên soạn theo đường hướng giao tiếp, giúp học sinh bước đầu hình thành và phát triển năng lực giao tiếp bằng tiếng Anh, thông qua bốn kỹ năng nghe, nói, đọc và viết, trong đó ưu tiên phát triển hai kỹ năng nghe và nói.

Tiếng Anh 4 – Global Success – Sách học sinh, tập hai xoay quanh hai chủ điểm giao tiếp gắn gũi với học sinh: *Me and My Family, Me and the World Around*. Mỗi chủ điểm được chia thành năm đơn vị bài học (Unit) tương ứng với năm chủ đề của chương trình. Sau năm đơn vị bài học là một bài ôn (Review & Extension activities) tập trung vào các kỹ năng giao tiếp (nghe, nói, đọc, viết) và kiến thức ngôn ngữ cơ bản (ngữ âm, từ vựng, ngữ pháp).

Tiếng Anh 4 – Global Success – Sách học sinh, tập hai được biên soạn dựa trên những cơ sở lý luận và thực tiễn của việc dạy và học tiếng Anh tiểu học ở Việt Nam, có tính đến tâm lý lứa tuổi và giao lưu quốc tế.

Các tác giả rất mong nhận được những ý kiến đóng góp của các nhà giáo, phụ huynh học sinh và đồng đạo bạn đọc quan tâm để sách được hoàn thiện hơn.

Các tác giả

CHARACTERS



Book map

ME AND MY FAMILY			
Competences	Structures	Vocabulary	Phonics
Unit 11 My home Page 6			
<ul style="list-style-type: none"> Asking and answering questions about where someone lives Asking and answering questions about what a place is like 	<ul style="list-style-type: none"> Where do you live? <ul style="list-style-type: none"> I live ... What's the ... like? <ul style="list-style-type: none"> It's ... 	road, street big, busy, live, noisy, quiet at, in (+ name of the street / road)	big street
Unit 12 Jobs Page 12			
<ul style="list-style-type: none"> Asking and answering questions about jobs Asking and answering questions about places of work 	<ul style="list-style-type: none"> What does he / she do? <ul style="list-style-type: none"> He's / She's ... Where does he / she work? <ul style="list-style-type: none"> He / She works ... 	actor, farmer, nurse, office worker, policeman factory, farm, hospital, nursing home	farmer nurse
Unit 13 Appearance Page 18			
<ul style="list-style-type: none"> Asking and answering questions about someone's appearance 	<ul style="list-style-type: none"> What does he / she look like? <ul style="list-style-type: none"> He's / She's ... What does he / she look like? <ul style="list-style-type: none"> He / She has ... 	big, short, slim, tall eyes, face, hair, long, round	long round
Unit 14 Daily activities Page 24			
<ul style="list-style-type: none"> Asking and answering questions about when someone does an activity Asking and answering questions about what daily activities someone does 	<ul style="list-style-type: none"> When do you watch TV? <ul style="list-style-type: none"> I watch TV ... What do you do in the morning? <ul style="list-style-type: none"> I ... 	at noon, in the afternoon, in the evening, in the morning clean the floor, help with the cooking, wash the clothes, wash the dishes	watch wash
Unit 15 My family's weekends Page 30			
<ul style="list-style-type: none"> Asking and answering questions about where someone goes Asking and answering questions about what someone does 	<ul style="list-style-type: none"> Where does he / she go on Saturdays? <ul style="list-style-type: none"> He / She goes to the ... What does he / she do on Sundays? <ul style="list-style-type: none"> He / She ... 	cinema, shopping centre, sports centre, swimming pool cook meals, do yoga, play tennis, watch films	go television
Review 3 & Extension activities		Pages 36 & 38	

ME AND THE WORLD AROUND			
Competences	Structures	Vocabulary	Stress
Unit 16 Weather Page 40			
<ul style="list-style-type: none"> Asking and answering questions about the weather in the past Making suggestions to go somewhere and responding 	<ul style="list-style-type: none"> What was the weather like last weekend? – It was ... Do you want to go to the ...? – Great! Let's go. / Sorry, I can't. 	cloudy, rainy, sunny, weather, windy bakery, bookshop, food stall, water park	'sunny 'rainy
Unit 17 In the city Page 46			
<ul style="list-style-type: none"> Identifying road signs Asking for and giving directions 	<ul style="list-style-type: none"> What does it say? – It says '...' How can I get to the ...? – ... 	get, go straight, left, right, stop, turn, turn left, turn right, turn round	'bookshop 'campsite
Unit 18 At the shopping centre Page 52			
<ul style="list-style-type: none"> Asking and answering questions about locations Asking and answering questions about prices 	<ul style="list-style-type: none"> Where's the bookshop? – It's ... How much is the ...? – It's ... 	behind, between, near, opposite gift shop, skirt, T-shirt dong, thousand	be'hind be'tween
Unit 19 The animal world Page 58			
<ul style="list-style-type: none"> Asking and answering questions about animals Asking and answering reasons for liking an animal 	<ul style="list-style-type: none"> What are these animals? – They're ... Why do you like ...? – Because they ... 	crocodiles, giraffes, hippos, lions dance beautifully, roar loudly, run quickly, sing merrily	'loudly 'quickly
Unit 20 At summer camp Page 64			
<ul style="list-style-type: none"> Asking and answering questions about what someone is doing Asking and answering questions about what people are doing 	<ul style="list-style-type: none"> What's he / she doing? – He's / She's ... What are they doing? – They're ... 	building a campfire, dancing around the campfire, playing card games, playing tug of war, putting up a tent, singing songs, taking a photo, telling a story	'visit 'email
Review 4 & Extension activities		Pages 70 & 72	
Wordlist		Page 74	

UNIT 11

My home

LESSON 1

1 Look, listen and repeat.



a

My birthday party is on Sunday.
Can you come to my party?



Yes, I can.

b

Where do you live?



2 Listen, point and say.



Where do you live?

I live _____.

a



in Tran Hung Dao Street

b



in Quang Trung Road

c



at 81 Tran Hung Dao Street

d



at 9 Quang Trung Road

3 Let's talk.

Where do you live?



4 Listen and tick or cross.  



5 Look, complete and read. 



1. A: Where do you live?
B: I live at _____ Green Street.



2. A: Where do you live?
B: I live in _____.



3. A: _____ do you live?
B: I live at _____.



4. A: Where do you _____?
B: I live _____.

6 Let's play.

Whispering



LESSON 2

1 Look, listen and repeat.




2 Listen, point and say.

What's the _____ like?



It's _____.



3 Let's talk.

What's the _____ like?

_____.



4 Listen and tick.



5 Look, complete and read.



1. A: Where do you live?
B: I live at _____.
A: What's the street like?
B: It's a _____ street.

2. A: Where do you _____?
B: I live in a _____.
A: _____ the village _____?
B: It's a busy village.

6 Let's sing.

I live in a house.
It's a small house
In a quiet street
In a big town.

My house



I live in a house.
It's a small house
In a busy street
In a big city.



LESSON 3

1 Listen and repeat.

i big They live in a big village.

ee street They live in Green Street.

2 Listen and circle.

1. a. I am in a **big** town.

b. I am in a **green** town.

c. I am at **Green** Hotel.

2. a. He is in a **big** town.

b. He is at **Green** Hotel.

c. He is in a **big** hotel.

3 Let's chant.



Little Bee, Little Bee
Where do you live?
I live in Green Street.
Green Street, Green Street.
Here you are, Little Bee.



Little Fish, Little Fish
Where do you live?
I live in a big village.
A big village, a big village.
Here you are, Little Fish.

4 Read and circle.

I live in a small flat with my parents. It is in Le Lai Street. The street is very busy. At the weekend, I visit my grandparents. They live in a big house with a beautiful garden in a village. The village is quiet and beautiful.

- I live in a ____ flat.
a. big
b. small
- Le Lai Street is very ____.
a. busy
b. quiet
- My grandparents live in a ____.
a. city
b. village
- The village is ____.
a. quiet and beautiful
b. small and busy

5 Let's write.

I live in _____ with my _____. It is in _____.
It is _____. There are not many _____ there,
but there is _____. I love my _____.

6 Project

My beautiful home



UNIT 12

Jobs

LESSON 1

1 Look, listen and repeat.



2 Listen, point and say.



What does he / she do?



He's / She's _____.



3 Let's talk.

What does he / she do?

_____.



4 Listen and tick or cross.



5 Look, complete and read.



1. A: What does your sister do?

B: She's an _____.

2. A: What does your brother do?

B: He's _____.



3. A: What does your father _____?

B: He's _____.

4. A: _____ does your mother do?

B: _____.

6 Let's sing.



My lovely family



There are four people in my family.

My father is a farmer.

My mother is a teacher.

My brother and I are pupils.



There are four people in my family.

My father is a worker.

My mother is a doctor.

My sister and I are pupils.

LESSON 2

1 Look, listen and repeat.



2 Listen, point and say.

Where does he / she work?

He / She works _____.



3 Let's talk.

Where does he / she work? _____.



4 Listen and tick.



5 Look, complete and read.

1. A: What does your mother do?
B: _____ a nurse.
A: Does she work at a nursing home?
B: No, she doesn't. She works at a _____.



2. A: What does your brother do?
B: He's _____.
A: Where does he _____?
B: He works _____.



6 Let's play.

Guessing game



LESSON 3

1 Listen and repeat.

ar farmer My father is a **farmer**.

ur nurse My mother is a **nurse**.

2 Listen and circle.

1. His mother is a ____.

- a. farmer
- b. nurse
- c. gardener

2. Her father is a ____.

- a. nurse
- b. gardener
- c. farmer

3 Let's chant.



My father is a farmer.
He works on a farm.
My mother is a nurse.
She works at a nursing home.

Our father is a nurse.
He works at a nursing home.
Our mother is a farmer.
She works on a farm.



4 Read and complete.

Look at the photo of my family. This is my mother. She is a nurse. She works at a nursing home. This is my father. He is a worker. He works at a factory. This is me. I am a pupil. I study at a primary school.



	What does he / she do?	Where does he / she work?
His mother	(1) _____	(2) _____
His father	(3) _____	(4) _____

5 Let's write.

I have a _____ family. My _____ is a(n) _____.
She works _____. My _____ is a(n) _____.
He works _____. My brother / sister and I are pupils.
We study at school.

6 Project

Members of my family and their jobs



UNIT 13


Appearance

LESSON 1

1 Look, listen and repeat.



a Do you have a brother, Lucy?



Yes, I do.

b What does he look like?



He's tall.

2 Listen, point and say.




What does he / she look like?

He's / She's _____.



3 Let's talk.

What does he / she look like?



4 Listen and tick. 



5 Look, complete and read. 

1. A: What does your brother look like?
B: He's _____.
2. A: What does your grandmother look like?
B: She's _____.
3. A: What does your grandfather _____ like?
B: He's _____.
4. A: _____ does your mother look like?
B: _____.



6 Let's sing. 

What do your parents look like?


Your mother, your mother.
Where is she?
Here she is. Here she is.
She's slim and she's tall.

Your father, your father.
Where is he?
There he is. There he is.
He's big and he's tall.



LESSON 2

1 Look, listen and repeat.



2 Listen, point and say.

What does he / she look like?

He / She has _____.



3 Let's talk.

What does he / she look like?

4 Listen and number.  28



5 Look, complete and read. 

1. A: Do you have a brother, Mai?
 B: Yes, I do.
 A: What does he look like?
 B: He's _____. He has a round _____.



2. A: Do you have a sister, Bill?
 B: Yes, I do.
 A: What does she _____?
 B: She's slim. She has _____.



6 Let's play.

My sister has short hair.



Tic-tac-toe

short hair	big eyes	long hair
a round face	small eyes	tall
short	slim	big



LESSON 3

1 Listen and repeat.

l long My sister has long hair.

r round My brother has round eyes.

2 Listen and circle.

1. My grandfather has _____.

- a. long hands
- b. a round face
- c. a long nose

2. My brother has _____.

- a. long hands
- b. a round face
- c. round eyes

3 Let's chant.



Who's that?
It's my brother.
What does he look like?
He's got long hair.
His hair is long.

Who's that?
It's my sister.
What does she look like?
She's got a round face.
Her face is round.



4 Read and complete.

I have a big family: my grandfather, my grandmother, my father, my mother, my sister and me. My grandfather is big. My grandmother is big, too. My father is very tall. My mother is slim. She has long hair. My sister has a round face and big eyes.

1. My grandfather and grandmother are _____.
2. My father is _____.
3. My mother has _____.
4. My sister has _____.



5 Let's write.

There are _____ people in my family. My father is _____.
He has _____. My mother is _____. She has _____.
My _____. We love our family.

6 Project

Appearance of my family members

My father's tall. He's got short hair.

	tall	short	big	slim	short hair	long hair
father	✓				✓	
mother						
brother						
sister						



UNIT 14

Daily activities

LESSON 1

1 Look, listen and repeat.



2 Listen, point and say.



When do you watch TV?

I watch TV _____.



3 Let's talk.

When do you watch TV?



4 Listen and tick or cross. 



5 Look, complete and read. 



1. A: When do you watch TV?

B: In the _____.



2. A: When do you do the housework?

B: In the _____.



3. A: When do you _____?

B: At _____.



4. A: _____ do you read books?


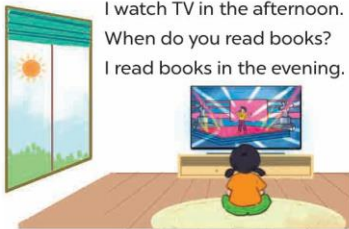
B: In the _____.

6 Let's sing. 

When do you watch TV and read books?

When do you watch TV?
I watch TV in the afternoon.
When do you read books?
I read books in the evening.

When do you watch TV?
I watch TV at noon.
When do you read books?
I read books in the morning.



LESSON 2

1 Look, listen and repeat. Track 136



2 Listen, point and say. Track 137

What do you do
in the morning?

I _____.



3 Let's talk.

What do you do in the morning / afternoon / evening?

_____.



4 Listen and number. 



5 Look, complete and read. 

1. A: What do you do in the morning?

B: I wash my _____.

A: _____ do you do at noon?

B: I wash the dishes.



2. A: What do you do in the _____?

B: I help my mum with the cooking.

A: And in the _____, what do you do?

B: We watch _____ together.



6 Let's play.

Miming game



LESSON 3

1 Listen and repeat.

tch watch

When do you **watch** TV?

sh wash

I **wash** my clothes in the evening.

2 Listen and circle.

1. When do you ____?

- a. **watch** TV
- b. **wash** the dishes
- c. **wash** your clothes

2. When does your sister ____?

- a. **wash** the dishes
- b. **watch** TV
- c. **wash** her clothes

3 Let's chant.



Watch TV, watch TV.
Do you watch TV?
Yes, I do. Yes, I do.
When do you watch TV?
In the evening. In the evening.



Wash clothes, wash clothes.
Do you wash your clothes?
Yes, I do. Yes, I do.
When do you wash your clothes?
In the afternoon. In the afternoon.

4 Read and match.

It is Sunday today. We are at home. I do the housework with my parents. In the morning, I wash the clothes. In the afternoon, I help my mum with the cooking and clean the floor. In the evening, my dad and I wash the dishes.

1. in the morning

2. in the afternoon

3. in the evening

a. clean the floor

b. wash the dishes

c. wash the clothes

d. help with the cooking

5 Let's write.

I do a lot of housework on Sundays. In the morning, I _____ and _____. In the afternoon, I _____ and _____. In the evening, I _____ with my family.

6 Project

My Sunday activities



UNIT 15

My family's weekends

LESSON 1

1 Look, listen and repeat.

Track 42



2 Listen, point and say.

Track 43

Where does he / she go on Saturdays?



He / She goes to the _____.



3 Let's talk.

Where does he / she go on Saturdays?



4 Listen and tick.



5 Look, complete and read.



1. My brother goes to the _____ on Saturdays.



2. My sister goes to the _____ on Saturdays.



3. **A:** Where does your father go on Saturdays?

B: He _____ to the _____.



4. **A:** _____ does your mother go on Saturdays?

B: She _____.

6 Let's sing.

Where do they go on Saturdays?

Where does your father go on Saturdays?

He goes to the sports centre.

Where does your mother go on Saturdays?

She goes to the shopping centre.

Where does your brother go on Saturdays?

He goes to the cinema.

Where does your sister go on Saturdays?

She goes to the swimming pool.



LESSON 2

1 Look, listen and repeat.



2 Listen, point and say.

What does he / she do on Sundays?

He / She _____.

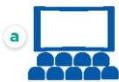


3 Let's talk.

What does he / she do on Sundays?



4 Listen and match. 



5 Look, complete and read. 



1. A: Where does your brother go on Sundays?

B: He goes to the _____.

A: What does he _____ there?

B: He plays _____.

2. A: Where is your mother on Sundays?

B: She's at _____.

A: _____ does she do?

B: She _____.

6 Let's play.

Matching game

My father goes to the sports centre on Sundays. He plays tennis.



LESSON 3

1 Listen and repeat.

- g** go I go to the cinema on Saturdays.
s television We watch television on Sundays.

2 Listen and circle.

1. I ____ on Saturdays.
a. watch television
b. go to the cinema
c. go to the shopping centre
2. They ____ on Sundays.
a. go to the sports centre
b. watch television
c. watch films on television

3 Let's chant.

Where do you go on Saturdays?
I go to the cinema.

Where does your father go on Saturdays?
He goes to the sports centre.

What do you do on Sundays?
I watch television at home.

What does your mother do on Sundays?
She goes shopping with my sister.



4 Read and tick True or False.

Today is Sunday. Ben and his family do a lot of things. His father goes to the sports centre. He plays tennis. His mother goes to the shopping centre. His sister goes to the cinema. Ben stays at home. He watches TV. In the evening, they have a nice meal together.

1. Ben and his family do a lot of things.
2. His father plays table tennis.
3. His mother goes shopping.
4. His sister watches a film at the cinema.

True	False

5 Let's write.

Mai and her family do a lot of things at the weekend. On Saturdays, her father _____, Her mother _____. Her brother _____. She _____. On Sundays, her family _____ together.

6 Project

My family's weekend activities



On Sundays, my father goes to the sports centre. He plays tennis.

	Where?	What?
My father	sports centre	plays tennis
My mother		
My sister / brother		
I		

Review 3

1 Listen and number.

Track 52



2 Ask and answer.

1. What does your sister look like?



2. When do you watch TV?



3. Where does your mother work?



4. Where does your father go on Saturdays?



3 Read and match.

1. Where do you live?

2. What does your sister look like?

3. What do you do in the morning?

4. What does your brother do at the weekend?

5. Where does your father work?

a. She has short hair.

b. He works at a nursing home.

c. He cooks meals.

d. I live at 25 Le Lai Street.

e. I do the housework.

4 Read and complete.

factory pupil slim watch works

There are three people in my family: my father, my mother and me. My father is tall. He works at a (1) _____. My mother is (2) _____. She (3) _____ at school. I am a (4) _____. In the morning and afternoon, I study at school. In the evening, I do homework and (5) _____ TV.

5 Let's write.

This is my family. On Sundays, we stay at home and do many things. My father _____. My mother _____. My brother _____, I _____.



Extension activities

- 1 Work in pairs. Take turns to describe and draw a family member.

My mum is tall. She has long, brown hair. She has a round face and blue eyes.



- 2 Tell the class about your partner's family member.

She's tall. She has long, brown hair.



3 Read and match. Then say what the animals are. 

- 1.** It is big.
It has a long nose.
It has two big ears.



- 2.** It is small.
It is yellow.
It has two legs.



- 3.** It is big.
It has brown hair.
It has a round face.



- 4.** It is small.
It is yellow.
It has no legs.




UNIT 16

Weather

LESSON 1

1 Look, listen and repeat.



2 Listen, point and say.

What was the weather like last weekend?



It was _____.



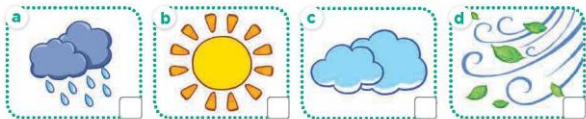
3 Let's talk.

What was the weather like yesterday?

_____.

Hai Phong	Hoi An	Nha Trang	Can Tho
			

4 Listen and number. 



5 Look, complete and read. 



1. A: What was the weather like in Sa Pa last Sunday?

B: It was _____.



2. A: What was the weather like in Ho Chi Minh City yesterday?

B: It was _____.



3. A: _____ the weather like in Da Nang yesterday?

B: It was _____.



4. A: What was the _____ like in Hue last weekend?

B: _____.

6 Let's sing. 

What was the weather like yesterday?

Weather, weather.

What was the weather like yesterday?

It was sunny. It was sunny.

It was a sunny day.

Weather, weather.

What was the weather like yesterday?

It was windy. It was windy.

It was a windy day.



LESSON 2

1 Look, listen and repeat.

Track 157



2 Listen, point and say.

Track 158

Do you want to go to the ____?

Great! Let's go.

Sorry, I can't.



3 Let's talk.

Do you want to go to the ____?



4 Listen and match. Time 59



5 Look, complete and read.



1. A: What's the weather like today?

B: It's _____.

A: Lovely! Do you want to go to the bookshop?

B: _____! Let's go.

2. A: Look! It's sunny today.

B: Yes, it is.

A: Do you want to go to the _____ with me?

B: Sorry, _____. I'm doing my homework.

6 Let's play.

Slap the board and say



LESSON 3

1 Listen and repeat.

'sunny

It's 'sunny today.

'rainy

I don't like 'rainy weather.

2 Listen and circle.

1. It's ____ in Ho Chi Minh City.

a. windy

b. sunny

c. rainy

2. I like ____ weather.

a. sunny

b. cloudy

c. windy

3 Let's chant.

Sunny, sunny, sunny.

I like sunny days.

Cloudy, cloudy, cloudy.


I don't like cloudy days.

Windy, windy, windy.

I like windy days.

Rainy, rainy, rainy.

I don't like rainy days.



4 Read and circle.

It was rainy yesterday. We were at home. It is sunny today. We are at the shopping centre. Kate is at the bookshop. She wants some books. Jim is at the food stall. He wants some chicken. I am at the bakery. I want some bread. We have a happy shopping day.

- It was ____ yesterday.
a. cloudy b. sunny c. rainy
- It is ____ today.
a. windy b. rainy c. sunny
- Kate is at the ____.
a. bookshop b. bakery c. food stall
- Jim is at the ____.
a. food stall b. bookshop c. bakery

5 Let's write.

My family go shopping


- What is the weather like today?
- Where do your family go?
- What do your parents want to buy?
- What do you want to buy?
- What does your brother / sister want to buy?

The weather is lovely today. My family want to go to the supermarket.

6 Project

My weather chart

It was sunny in Ha Noi last weekend.
It's rainy in Ha Noi today.




UNIT 17

In the city

LESSON 1

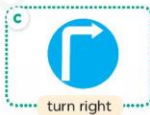
1 Look, listen and repeat.



2 Listen, point and say.

What does it say?

It says '_____':



3 Let's talk.




4 Listen and tick or cross. 



5 Look, complete and read. 




1. A: What does it say?

B: It says '_____'.




2. A: What does it say?

B: It says '_____'.





3. A: _____ does it say?

B: It says '_____'.




4. A: What does it _____?

B: It says '_____'.


6 Let's sing. 

When I cross the road

When I cross the road,
 I stop, look, listen and think.
 The light is red. The light is red.
 What does it say?
 It says 'stop', 'stop', 'stop'.


When I cross the road,
 I stop, look, listen and think.
 The light is green. The light is green.
 What does it say?
 It says 'go', 'go', 'go'.



LESSON 2

1 Look, listen and repeat.

Track 167



2 Listen, point and say.

Track 168

How can I get to the _____?

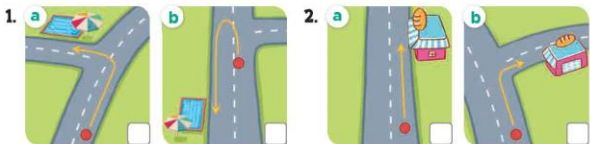


3 Let's talk.

How can I get to the _____?



4 Listen and tick. 



5 Look, complete and read. 

1. A: Excuse me. How can I get to the shopping centre?
 B: The sports centre or the shopping centre?
 A: _____.
 B: Turn _____ at the bakery.
 A: Thank you very much.
2. A: Excuse me. Is there a food stall near here?
 B: There's a food stall in Hoa Binh Street.
 A: _____ can I get there?
 B: Go straight and turn _____.
 A: Thank you very much for your help.



6 Let's play.

Show me the way



LESSON 3

1 Listen and repeat.

'bookshop

How can I get to the 'bookshop?

'campsite

How can I get to the 'campsite?

2 Listen and circle.

1. How can I get to the ____?

a. village

b. campsite

c. bookshop

2. How can I get to the ____?

a. campsite

b. city

c. bookshop

3 Let's chant.

Bookshop, bookshop, bookshop.

How can I get to the bookshop?

Go straight, go straight.

The bookshop is on the right.

Campsite, campsite, campsite.

How can I get to the campsite?

Go straight, go straight.

The campsite is on the left.



4 Read and tick True or False.

Mai wants to buy some bread. The bakery is in Nguyen Hue Street. How can she get there? She can go straight and turn right. The bakery is on the right.

Bill wants to buy some books. The bookshop is in Green Street. How can he get there? He can go straight and turn left. The bookshop is on the left.

1. The bakery is in Nguyen Hue Street.
2. Mary can go straight and turn left to get to the bakery.
3. Bill wants to go to the library.
4. Bill can go straight and turn left to get to the bookshop.

True	False

5 Let's write. How can I get there?

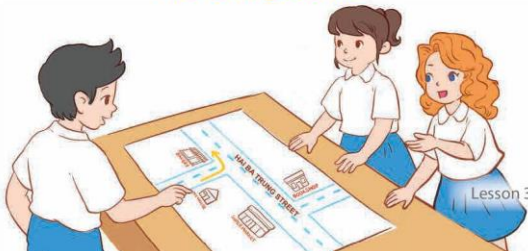
- What do you want to buy at the bookshop?
- Where is it?
- How can you get there?

Today is Sunday. I want to buy



6 Project

How can I get to ...?



UNIT 18

At the shopping centre

LESSON 1

1 Look, listen and repeat.



2 Listen, point and say.

Where's the bookshop?

It's _____.

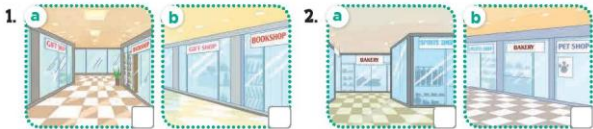


3 Let's talk.

Where's the _____?



4 Listen and tick. 



5 Look, complete and read. 



1. A: Where's the bookshop?
B: It's _____ the bakery.



2. A: Where's the food shop?
B: It's _____ the sports shop and the bookshop.



3. A: Where's the _____?
B: It's _____ the sports shop.



4. A: _____ the bakery?
B: It's _____ the bookshop.

6 Let's sing. 

Where's the bookshop?

Excuse me, where's the bookshop?
It's over there. It's over there.
It's near the bakery.

Excuse me, where's the pet shop?
It's over there. It's over there.
It's opposite the gift shop.



LESSON 2

1 Look, listen and repeat.



a

How much is the T-shirt, Linh?



It's sixty thousand dong.

b

How much is the skirt, Mum?



It's seventy thousand dong.

2 Listen, point and say.



a



20.000đ

How much is the _____?

pen / twenty thousand dong

It's _____.

b



80.000đ

skirt / eighty thousand dong

c



50.000đ

T-shirt / fifty thousand dong

d



90.000đ

school bag / ninety thousand dong

3 Let's talk.

How much is _____?

_____.



4 Listen and number.



5 Look, complete and read.

1. A: Excuse me. How much is this T-shirt?
B: It's _____ thousand dong.
A: And how much is that skirt?
B: It's sixty _____.



2. A: Your school bag is so nice.
B: Thank you. I like it very much.
A: _____ is it?
B: It's _____ thousand dong.



6 Let's play.

Guess the price!

How much is the school bag?
Guess the price!



LESSON 3

1 Listen and repeat.

be^hind The bakery is be^hind the bookshop.

be^tween The bakery is be^tween the bookshop and the sports shop.

2 Listen and circle.

1. The gift shop is ____ the bookshop and the bakery.

a. behind b. between c. opposite

2. The gift shop is ____ the bookshop and the bakery.

a. between b. opposite c. behind

3 Let's chant.

Where's the pet shop?

Behind, behind, behind.

It's behind the bookshop.

Where's the bakery?

Between, between, between.

It's between the bookshop and the pet shop.



4 Read and complete.

We are at the shopping centre. We can see many shops. The bookshop is opposite the pet shop. The toy shop is behind the pet shop. The bakery is between the bookshop and the sports shop.

Mai wants to buy a book. It is 30,000 dong. Linh wants to buy a doll. It is 50,000 dong. I want to buy an ice cream. It is 10,000 dong.

	Where?	What?	How much?
bookshop	opposite the pet shop	1. _____	30,000 dong
toy shop	2. _____	doll	3. _____ dong
bakery	between the bookshop and the sports shop	4. _____	10,000 dong

5 Let's write.

Shopping with my mum

- Where is the clothes shop?
- What does your mother want to buy? How much is it?
- Where is the gift shop?
- What do you want to buy at the gift shop? How much is it?

My mother and I are at the shopping centre. The clothes shop is _____



6 Project

At the shopping centre




UNIT 19

The animal world

LESSON 1

1 Look, listen and repeat.



2 Listen, point and say.

What are these animals?

They're _____.



3 Let's talk.

What are these animals?

_____.

4 Listen and number. 



5 Look, complete and read. 



1. A: What are these animals?

B: They're _____.



2. A: What are these animals?

B: They're _____.



3. A: These animals have long necks and legs.
_____ are they?

B: _____ giraffes.



4. A: These animals have short legs.
What _____?

B: They're _____.

6 Let's sing. 

What are these animals?

Look! Look! Look!
What are these animals?
They are lions.
They look brave.

Look! Look! Look!
What are these animals?
They are hippos.
They look strong.



LESSON 2

1 Look, listen and repeat.

a What are these animals?
They're peacocks.
I like them.

b Why do you like peacocks?
Because they dance beautifully.



2 Listen, point and say.

a  Why do you like ____?
dance beautifully
Because they ____.

b  run quickly

c  roar loudly

d  sing merrily

3 Let's talk.

Why do you like ____?

4 Listen and circle. 



5 Look, complete and read. 

1. A: What are those animals?
 B: They're _____. I like them.
 A: Why do you like lions?
 B: _____ they roar loudly.
2. A: What are these _____?
 B: They're birds. I like them.
 A: _____ do you like birds?
 B: Because they _____.



6 Let's play.

Guessing animals



LESSON 3

1 Listen and repeat.

'loudly These animals are roaring 'loudly.

'quickly Those animals are running 'quickly.

2 Listen and circle.

1. These giraffes are moving _____. 2. Those lions are roaring _____.

a. quickly

a. loudly

b. loudly

b. quickly

3 Let's chant.

Loudly, loudly.

These lions are roaring loudly.


They are roaring loudly.



Quickly, quickly.

Those giraffes are running quickly.

They are running quickly.



4 Read and answer.

It is a nice day today. Ben and his friends are at the zoo because they want to see the animals. They like giraffes because they have long necks and legs. Giraffes can run very quickly. His friends like birds because they sing merrily. Ben loves peacocks because they dance beautifully.

1. Where are Ben and his friends? _____.
2. What do they want to see? _____.
3. Why do they like giraffes? _____.
4. Why do his friends like birds? _____.

5 Let's write. Our favourite zoo animals

- What animals do you like to see and why?
- What animals does your brother / sister like to see and why?

It is a sunny Sunday. My brother and I are at the zoo _____

6 Project

My favourite zoo animals




UNIT 20

At summer camp

LESSON 1

1 Look, listen and repeat.



2 Listen, point and say.

What's he / she doing?

He's / She's _____.



3 Let's talk.

What's he / she doing? _____

4 Listen and match.  

1.



2.



3.



4.



5 Look, complete and read. 

1. A: What's he doing at the campsite?

B: He's telling _____.



2. A: What's she doing at the campsite?

B: She's building _____.



3. A: What's he _____ at the campsite?

B: He's putting up _____.



4. A: What's she doing at _____?

B: She's _____.



6 Let's play.

Guess what they are doing



What's she doing?



She's singing.



She's _____.

LESSON 2

1 Look, listen and repeat.

a Hello, Bill. Are Mary and Lucy at the campsite?
Yes, they are.

b What are they doing?
They're playing card games.



2 Listen, point and say.

What are they doing?

They're _____.



3 Let's talk.

What are they doing? _____.



4 Listen and tick. 

1. a



2. a



5 Look, complete and read. 

1. A: Where's Ben?

B: He's at the _____.

A: What's he _____?

B: He's emailing his mother.



2. A: I want to see Nam and Mai.
_____ are they?

B: They're at the campsite.

A: _____ are they doing?

B: They're _____.



6 Let's sing. 

What are they doing?

What are they doing?

Building a campfire.

Building a campfire.

They're building a campfire.

What are they doing?

Playing card games.

Playing card games.

They're playing card games.



LESSON 3

1 Listen and repeat.

'visit They 'visit their grandparents in summer.

'email We 'email our friends at the weekend.

2 Listen and circle.

1. We ____ our grandparents at the weekend.

a. visit b. email c. question

2. Linh and Nam ____ their friends on Sundays.

a. email b. question c. visit

3 Let's chant.

Visit, visit, visit.

Grandparents, grandparents.

Let's visit our grandparents.

Let's visit our grandparents in the summer.

Email, email, email.

Friends, friends, friends.

Let's email our friends.

Let's email our friends at the weekend.



4 Read and tick True or False.

My name is Minh. Today is Sunday. My friends and I are at the campsite. Mai is telling a story. Ben and Bill are playing card games. Mary and Lucy are singing songs and dancing around the campfire. Some other friends are playing tug of war. I am taking a photo. We are having a lot of fun.

1. Minh and his friends are at the campsite.
2. Mary and Lucy are playing card games.
3. Some friends are playing tug of war.
4. Minh is taking a photo.

True	False

5 Let's write. **At the campsite**

- What is your teacher doing?
- What are the boys doing?
- What are the girls doing?
- What are you doing?

Today is Sunday. We are at the campsite. _____

6 Project

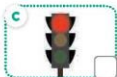
Our summer camp activities

They're dancing around the campfire.




Review 4

1 Listen and tick.



2 Ask and answer.



3 Read and match.

1. What was the weather like yesterday?

2. How can I get to the library?

3. How much is this pencil case?

4. Why do you like giraffes?

5. What's he doing at the campsite?

a. Go straight and turn right.

b. It's 40,000 dong.

c. It was windy.

d. He's playing tug of war.

e. Because they run quickly.

4 Read and complete.

Welcome to Happy Camp. It is sunny. The children are doing a lot of activities now. Some boys are near the tree. They are playing tug of war. Some girls are at the tent. They are singing and dancing beautifully. The teacher is taking photos. They like our summer camp activities very much.

1. The weather is _____ at Happy Camp.
2. The boys are _____ tug of war.
3. Some girls are singing and _____ beautifully at the tent.
4. The teacher is taking _____.

5 Let's write.

What are we doing?

Welcome to our summer camp. We are doing a lot of activities here. _____



Activities:

- singing and dancing
- playing tug of war
- building a campfire
- playing card games
- telling stories
- taking photos

Extension activities

1 Look and match.



2 Complete.

1. A lion lives in a _____.

2. A rabbit lives in a _____.

3. A bird lives in a _____.

4. A spider lives in a _____.

3 Board game. Roll a dice. Listen to a question and answer it.

Start →

1

2

3 **Back to Start**

4

5 **Move ahead one space**

6

7 **Miss a turn**

8

9 **Move ahead three spaces**

10

11 **Go back one space**

12

→ **Finish**

Wordlist

actor	/'æktə/	diễn viên (nam)
afternoon	/,ɑ:ftə'nu:n/	buổi chiều
around	/'a:raʊnd/	xung quanh
bakery	/'beɪkəri/	hiệu bánh mì
beautifully	/'bjʊ:tɪflɪ/	đẹp đẽ
behind	/'bi'haind/	dằng sau
between	/'bi'twi:n/	ở giữa
big	/'bɪg/	to, lớn (kích thước)
bookshop	/'bʊkʃɒp/	hiệu sách
build a campfire	/'bɪld ə 'kæmpfaɪə/	đốt lửa trại
burrow	/'bʌraʊ/	hang (cây, thỏ)
busy	/'bɪzi/	bận rộn, nhộn nhịp
centre	/'sentə/	trung tâm
cinema	/'sɪnəmə/, /'sɪnəmə:z/	rạp chiếu phim
clean (the floor)	/'kli:n (ðə flɔ:)/	lau (sàn nhà)
cloudy	/'klaʊdi/	có mây, nhiều mây
cooking	/'kʊkɪŋ/	việc nấu nướng
crocodile	/'krɒkədaɪl/	cá sấu Châu Phi, cá sấu
dance around the campfire	/'dɑ:ns ə'raʊnd ðə 'kæmpfaɪə/	nhảy, múa quanh lửa trại
den	/'den/	hang, ổ (sư tử)
do (the housework)	/'du: (ðə 'haʊswɜ:k)/	làm (việc nhà)
do yoga	/'du: 'jəʊgə/	tập yoga
dong	/'dɒŋ/	đồng (đơn vị tiền tệ của Việt Nam)
email	/'i:meɪl/	gửi (thư điện tử)
evening	/'i:vnɪŋ/	buổi tối
eye	/'aɪ/	mắt
face	/'feɪs/	khuôn mặt
factory	/'fæktəri/	nhà máy
farm	/'fɑ:m/	trang trại
farmer	/'fɑ:mə/	nông dân
film	/'fɪlm/	phim
food stall	/'fu:ð stɔ:l/	quầy hàng thực phẩm
get (to)	/'get (tə)/	đến (địa điểm)
gift shop	/'gɪft ʃɒp/	cửa hàng quà tặng
giraffe	/'dʒɑ:'raɪf/	hươu cao cổ
go straight	/'gəʊ streɪt/	đi thẳng
hair	/'heə/	tóc
help with the cooking	/'help wɪð ðə 'kʊkɪŋ/	giúp đỡ việc nấu ăn
hippo	/'hɪpəʊ/	hà mã, lợn nước
hospital	/'hɒspɪtl/	bệnh viện
in	/'ɪn/	trong, ở (đi cùng với tên đường / phố)
left	/'left/	bên trái
like	/'laɪk/	giống như
lion	/'laɪən/	con sư tử
live	/'lɪv/	sống
long	/'lɒŋ/	dài
loudly	/'laʊdli/	ầm ĩ, ồn ỏi
me	/'mi: /, /mi/	tôi, tôi
meal	/'mi:l/	bữa ăn

merrily	/'merali/	vui, vui vẻ
morning	/'mɔ:niŋ/	buổi sáng
near	/niə/	ô gần
noisy	/'nɔɪzi/	ồn ào, om sòm, huyên não
noon	/nu:n/	buổi trưa
nurse	/'nɜ:s/	y tá, điều dưỡng viên
nursing home	/'nɜ:sɪŋ həʊm/	viện điều dưỡng
office worker	/'ɒfɪs wɜ:kə/	nhân viên văn phòng
opposite	/'ɒpəzɪt/	đối diện
photo	/'fəʊtəʊ/	bức ảnh
play card games	/'pleɪ 'kɑ:d geɪmz/	chơi bài
play tennis	/'pleɪ 'tenɪs/	chơi quần vợt
play tug of war	/'pleɪ ,tʌg əv 'wɔ:/	chơi kéo co
policeman	/'pɒlɪsmən/	cảnh sát (nam)
put up a tent	/'pʊt ʌp ə 'tent/	dựng, cắm trại, lều
quickly	/'kwɪkli/	nhANH, mau chóng
quiet	/'kwaɪət/	yên tĩnh, tĩnh mịch
rainy	/'reɪni/	có mưa
right	/'raɪt/	bên phải
road	/'rəʊd/	con đường, đường phố
road sign	/'rəʊd saɪn/	biển chỉ đường
roar	/'rɔ:/	gầm, rống lên (hổ, sư tử...)
round	/'raʊnd/	tròn
shopping centre	/'ʃɒpɪŋ sentə/	trung tâm mua sắm
short	/'ʃɔ:t/	thấp, ngắn
sing songs	/'sɪŋ sɒŋz/	hát
skirt	/'skɜ:t/	váy
slim	/'slɪm/	mảnh mai
sports centre	/'spɔ:ts sentə/	trung tâm thể thao
stop	/'stɒp/	dừng lại
street	/'stri:t/	phố, đường phố
sunny	/'sʌni/	có nắng
supermarket	/'su:pəma:kit/	siêu thị
swimming pool	/'swɪmɪŋ pu:l/	bể bơi
take a photo	/'teɪk ə 'fəʊtəʊ/	chụp ảnh
tall	/'tɔ:l/	cao
television	/'telɪvɪʒn/	truyền hình
tell a story	/'tel ə 'stɔ:ri/	kể chuyện
tent	/'tent/	trại, lều (ở nơi cắm trại)
thousand	/'θaʊznd/	nghìn
T-shirt	/'ti:ʃɜ:t/	áo thun
turn	/'tɜ:n/	rẽ
turn left	/'tɜ:n 'left/	rẽ trái
turn right	/'tɜ:n 'raɪt/	rẽ phải
turn round	/'tɜ:n 'raʊnd/	quay lại, đối hướng ngược lại
wash (the clothes / the dishes)	/'wɒʃ (ðə 'klaʊðz / ðə 'dɪʃɪz)/	giặt (quần áo), rửa (bát đĩa)
watch	/'wɒʃ/	xem
water park	/'wɔ:tə pɑ:k/	công viên nước
weather	/'weðə/	thời tiết
web	/'web/	mạng (nhện)
windy	/'wɪndi/	có gió

Nhà xuất bản Giáo dục Việt Nam xin trân trọng cảm ơn các tác giả có tác phẩm, tư liệu được sử dụng, trích dẫn trong cuốn sách này.

Chịu trách nhiệm xuất bản:

Chủ tịch Hội đồng Thành viên NGUYỄN ĐỨC THÁI
Tổng Giám đốc HOÀNG LÊ BÁCH

Chịu trách nhiệm nội dung:

Tổng biên tập PHẠM VĨNH THÁI

Biên tập nội dung: LÊ THỊ HUỆ – VŨ THỊ LAI – LÊ NGUYỄN HOÀI NGÂN –
NGUYỄN THỊ HỒNG HÀ – LÊ KHÁNH TÙNG

Biên tập mỹ thuật: NGUYỄN BÍCH LA

Thiết kế sách: THÁI THANH VĂN

Trình bày bìa: NGUYỄN VIỆT HÀ

Minh họa: LÊ MANH CƯỜNG – NGUYỄN THỊ THANH VĂN

NGUYỄN THỊ NGỌC THUY – NGUYỄN HỒNG QUÂN

Sửa bản in: TRẦN THU HÀ

Chế bản: CÔNG TY CỔ PHẦN MỸ THUẬT VÀ TRUYỀN THÔNG

Sách được biên soạn, biên tập, thiết kế với sự cộng tác của Nhà xuất bản Macmillan (MPC) và các biên tập viên Ken Wilson, Cauvis Fung và Ivy Wang.

© Vietnam Education Publishing House (VEPH) & Macmillan (MPC), 2022

Tất cả các phần của nội dung cuốn sách này đều không được sao chép, lưu trữ, chuyển thể dưới bất kỳ hình thức nào khi chưa có sự cho phép bằng văn bản của Nhà xuất bản Giáo dục Việt Nam và Nhà xuất bản Macmillan (MPC).

TIẾNG ANH 4 – GLOBAL SUCCESS – SÁCH HỌC SINH, TẬP HAI

Mã số:

In ... bản, (QĐ ...) khổ 20 x 28 cm.

Đơn vị in: ...

Địa chỉ: ...

Số ĐKXB: /CXBIPH/ /GD.

Số QĐXB: .../QĐ - GD - HN ngày ... tháng ... năm


In xong và nộp lưu chiểu tháng ... năm 20...

Mã số ISBN: Tập một:

Tập hai:

Tiếng Anh 4

GLOBAL SUCCESS



TÀI NGUYÊN HỖ TRỢ DẠY - HỌC SGK TIẾNG ANH - GLOBAL SUCCESS

1. Audio CD
2. Bài giảng điện tử
3. Giáo án minh hoạ
4. Video tiết giảng minh hoạ
5. Video hướng dẫn phát âm
6. Tài liệu tập huấn giáo viên
7. Bộ đề kiểm tra thường xuyên và định kì
8. Thẻ từ
9. Tranh tình huống
10. Bộ quản rối
11. Sách mềm học sinh và giáo viên
12. Hệ thống LMS (học liệu thông minh)
13. Ứng dụng Lingo Bee

Các đơn vị đầu mối phát hành:

***Miền Bắc:** CTCP Đầu tư và Phát triển Giáo dục Hà Nội
Địa chỉ: Tòa nhà văn phòng HBD, ngõ 12 Láng Hạ, Ba Đình, Hà Nội Điện thoại: 024 3512 3939

***Miền Trung:** CTCP Đầu tư và Phát triển Giáo dục Đà Nẵng
Địa chỉ: 145 Lê Lợi, Hải Châu 1, Hải Châu, Đà Nẵng Điện thoại: 023 6388 9954

***Miền Nam:** CTCP Đầu tư và Phát triển Giáo dục Phương Nam
Địa chỉ: 231 Nguyễn Văn Cừ, P.4, Quận 5, TP. Hồ Chí Minh Điện thoại: 028 7303 5556

Sách điện tử: <https://hanhtrangsou.xbgd.vn>
<https://hoclieu.vn>

Kích hoạt để mở học liệu điện tử. Click vào hình trên tem để nhận mã số. Truy cập <https://hanhtrangsou.xbgd.vn> và nhập mã số tại biểu tượng tương ứng khóa.



Toàn bộ Ebook có trên website Blogtailieu.com đều có bản quyền thuộc về tác giả, **Blog Tài Liệu** không thu hay yêu cầu khoản phí nào, khuyến khích các bạn nếu có khả năng hãy mua sách để ủng hộ tác giả. **Blog Tài Liệu** Trân trọng cảm ơn các bạn quan tâm trang blogtailieu.com

SHOPEE.VN

TIKI.VN

HƯỚNG DẪN TẢI BẢN ĐẸP

Blogtailieu.com/huong-dan-co-ban

Nội dung cập nhật liên tục trên blogtailieu.com