

Week 1

Preparing date: September 4th, 2022

Period 1

Teaching date: September 6th, 2022**INTRODUCTION THE ENGLISH 3 PROGRAMME AND TEXTBOOK****A. OBJECTIVES:**

By the end of the lesson, Ss will be able to:

1. Knowledge:

- use the allocation in their study (at school + at home) and basic classroom language.
- **Skills:** speaking and listening

2. Competences:

- Be self-study, communicative and interactive skill.
- Co-operation: ready to help friends in pair work/ group work.

3. Attitude/ Qualities:

- Actively participate in activities with their classmates in pairs, groups or class. Educate Ss to become studious and obedient students, love learning English.
- Honesty, patience and friendliness.

B. TEACHING AIDS:

- *Teacher:* Posters, laptop, pictures, textbook, lesson plan, TV or projector.
- *Students:* Textbooks, notebooks, workbooks, school things.

C. PROCEDURES:

Teacher's activities	Students' activities
<p>1. Warm- up: (5')</p> <p><i>*Aims: to create a friendly and active atmosphere in the class to beginning the lesson.</i></p> <p>*Procedure:</p> <ul style="list-style-type: none"> - Greet the class and introduce yourself, saying: <i>Hello. I'm Miss Huong.</i> 	<ul style="list-style-type: none"> - Greet and introduce

6. Let's sing/ play

Lesson 3:

- 1. Listen and repeat
- 2. Listen and circle/ tick
- 3. Let's chant
- 4. Read and match/ circle/ compete/
write the answer.
- 5. Let's write
- 6. Project

After 5 Units has a Review

3.Practice: (10')

Activity 2.

***Aims:** Ss will be able to know and do action about classroom languages.

***Procedure:**

- Say and model some classroom languages

- + Open/ close your books, please!
- + Stand up/ Sit down, please!
- + Be quiet/ Don't talk, please!
- + Pick up your pen
- + Put your pen down
- + Raise your hands
- + Go to the board
- + Look
- + Complete
- + Let's play
- + Ask/ answer the question

- Listen to the teacher
- Look and do action

- + Work in pairs/groups
- +

4.Production (8')

Activity 3

**Aims: Ss will be able to sing and dance a song.*

***Procedure:**

- Sing and model the “**Hello**” song

Hello!

*Hello, hello, hello, how are you?
Hello, hello, hello, how are you?*

*I’m good.
I’m great!
I’m wonderful!
I’m good.
I’m great!
I’m wonderful!*

*Hello, hello, hello, how are you?
Hello, hello, hello, how are you?*

*I’m tired.
I’m hungry.
I’m not so good.
I’m tired.
I’m hungry.
I’m not so good.*

- Listen to the song through the tape.
- Listen and repeat sentence by sentence link the action.
- Sing all the text link the action in the chorus.
- Work in groups (two groups) to sing

Hello, hello, hello, how are you?
Hello, hello, hello, how are you?
Hello, hello, hello, how are you?
Hello, hello, hello, how are you?

5. Homework. (2')

- Practice more at home.
- Prepare for “Starter”

- Listen to the teacher.

D. ADJUSTMENTS (if necessary):

.....

.....

.....

.....

.....

.....

Week 1
Period 2

Preparing date: September 10th, 2022
Teaching date: September 13th, 2022

STARTER

A. Numbers

A. OBJECTIVES:

By the end of the lesson, Ss will be able to:

1. Knowledge:

- identify the numbers 1 to 10 through listening, speaking, reading and writing activities
- listen and identify numbers by ticking the correct boxes.
- read and match the relevant words with numbers.
- **Vocabulary:** one, two, three, four, five, six, seven, eight, nine, ten.
- **Skills:** speaking and listening

2. Competences:

- Oral communication: Say the numbers.
- Co-operation: ready to help friends in pair work/ group work.
- Sociability: Talk to each other, say good words to others.

3. Attitude/ Qualities:

- Kindness: Help partners to complete learning tasks.
- Honesty: tell the truth about feelings and emotions

B. TEACHING AIDS:

- *Teacher:* Teacher’s guide Pages 13-14, audio Tracks 2,3, website sachmem.vn, posters, laptop, pictures, textbook, lesson plan, TV or projector.
- *Students:* Pupil’s book Page 7, notebooks, workbooks, school things.

C. PROCEDURES:

Teacher’s activities	Students’ activities
<p>1.Warm- up: (3’) Sing a song: Hello song <i>*Aims: to create a friendly and active atmosphere in the class to beginning the lesson.</i></p>	

<p>*Procedure:</p> <ul style="list-style-type: none"> - Show the song on the screen. https://www.youtube.com/watch?v=tVlcKp3bWH8 - Ask pupils to listen, sing and dance the song. - Say “Open your book page 7” and look at “Starter, Numbers”. <p>2. Presentation (15’)</p> <p>Activity 1. Vocabulary</p> <p><i>*Aims: Ss will be able to know and identify the numbers from 1 to 10</i></p> <p>*Procedure:</p> <ul style="list-style-type: none"> -T uses body language and pictures to introduce the new words + one : số 1 + two : số 2 + three: số 3 + four : số 4 + five : số 5 + six : số 6 + seven ; số 7 + eight : số 8 + nine : số 9 + ten : số 10 - T models (3 times). - T writes the words on the board. 	<ul style="list-style-type: none"> - Sing and dance the song in chorus. - Ss listen and open their books. - Ss listen - Ss listen and repeat + Choral repetition (3 times). + Individual repetition (3 ss) - Ss take note - Ss look, remember and say
--	---

<p>- <i>Checking: What and where</i></p> <p>Activity 2. 1. Listen, point and repeat: <i>*Aims: Ss will be able to listen, point and repeat the number correctly.</i> *Procedure:</p> <ul style="list-style-type: none"> - Draw pupils’ attention to the numbers. - Tell them to listen, point at the numbers and repeat. - Play the recording for pupils to listen to the numbers, and familiarise themselves with their stress and intonation. - Play the recording again for pupils to listen and repeat. - Remind them to point at the numbers while listening. - Do this several times until they feel confident. - Correct their pronunciation where necessary. - Put pupils into pairs to practise listening, pointing at and repeating the numbers 1 – 10. - Go around the classroom to offer support. <p>3.Practice: (15’)</p> <p>Activity 3 2. Listen and tick: <i>*Aims: Ss will be able to listen and identify numbers by ticking the correct boxes.</i></p>	<ul style="list-style-type: none"> -Look at the board and listen. -Ss listen, point and repeat. -Ss listen and repeat. -Ss listen again and repeat. -Ss point at the numbers while listening -Ss continue do the task -Ss works in pairs to practice
---	---

***Procedure:**

- Draw pupils’ attention to the numbers.
 - Tell them to listen and tick the correct box under each number while listening.
 - Show an example with number three.
 - Play the recording and tick the box under the correct number.
 - Play the recording all the way through for pupils to do the task.
 - Play the recording again for them to check their answers.
 - Tell pupils to swap their books with their partners, then check answers together as a class.
 - Write the correct answers on the board for pupils to correct their answers.
 - Play the recording again for pupils to double-check their answers.
 - Have Ss to listen and repeat in chorus. Correct their pronunciation where necessary.
- Key: 3, 5, 8, 10

- Look at the screen and listen.
- Ss listen
- Ss look and listen
- Ss listen to the tape and tick
- Ss listen and do the task
- Ss listen again and check their answers.
- Ss swap their books with their partners and check answers.
- Ss correct their answers
- Ss listen again and check again.
- Ss listen and repeat in chorus

Activity 4. Read and match.

***Aims:** Ss will be able to read and match the relevant words with numbers.

***Procedure:**

- Draw two columns on the board like the input.

-Ss look and listen.

1.one		a. 8
2.five		b. 3
3.three		c. 1
4.eight		d. 10

<p>- Tell pupils to read the words for numbers and draw lines to match with the target numbers.</p> <p>- Model: Have pupils read the word in chorus and draw a line to match with number 1.</p> <p>- Give pupils time to do the task individually or in pairs. Go around the classroom to offer support where necessary.</p> <p>- Check the answers as a class.</p> <p>- Invite a pupil to come to the front and draw a line on the board to match the words with the relevant numbers.</p> <p>- Give feedbacks</p> <p>Key: 2. e 3. b 4. a 5. D</p> <p>*Consolidation</p> <p>*Aims: Ss will be able consolidate and wrap up the content of the lesson.</p> <p>*Procedure:</p> <p>- T asks ss to answer the following questions:</p> <p>+ What have you learnt from the lesson today?</p> <p>- T review the number</p> <p>4. Homework. (2')</p> <p>- Learn the number by heart</p> <p>- Prepare the new lesson: B.The alphabet.</p>	<table border="1" data-bbox="852 195 1323 247"> <tr> <td>5.ten</td> <td></td> <td>e. 5</td> </tr> </table> <p>-Ss listen.</p> <p>-Ss read the word in chorus</p> <p>-Ss do the task</p> <p>-Ss check the answers</p> <p>- Ss go to the board and match</p> <p>-Ss answer the questions</p> <p>- Ss listen</p> <p>-Ss listen</p>	5.ten		e. 5	
5.ten		e. 5			

D. ADJUSTMENTS (if necessary):

.....
.....
.....
.....
.....

Week 1
Period 3

Preparing date: September 10th, 2022
Teaching date: September 13th, 2022

STARTER

B. Alphabet

A. OBJECTIVES:

By the end of the lesson, Ss will be able to:

1. Knowledge:

- identify the letters of the alphabet by correctly pointing at, singing and performing The alphabet song with the correct pronunciation.
- identify the alphabet letters and complete the missing ones.
- count the letters in the target names.
- **Vocabulary:** The alphabet
- **Skills:** speaking, reading, writing and listening

2. Competences:

- Critical thinking: count the letters
- Oral communication: practice speaking
- Co-operation: ready to help friends in pair work/ group work.

- 3. Attitude/ Qualities:

- Kindness: Help partners to complete learning tasks.
- Leadership: collaborate with teachers to enhance language skills

B. TEACHING AIDS:

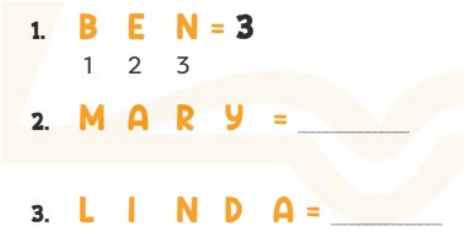
- *Teacher:* Teacher’s guide Page 14, audio Track 4, website sachmem.vn, posters, laptop, pictures, textbook, lesson plan, TV or projector.
- *Students:* Pupil’s book Page 8, notebooks, workbooks, school things.

C. PROCEDURES:

Teacher’s activities	Students’ activities
<p>1. Warm- up: (3’) <i>Sing a song: Let’s count 1-10</i> <i>*Aims: to create a friendly and active atmosphere in the class to beginning the lesson.</i> *Procedure: - Show the song on the screen. https://www.youtube.com/watch?v=85M1yxIcHpw&t=10s - Ask pupils to listen, sing and dance the song. - Say “Open your book page 8” and look at “Starter, Alphabet”.</p> <p>2. Presentation (12’)</p> <p>Activity 1. 1. Listen, point and repeat: <i>*Aims: Ss will be able to identify the letters of the alphabet by correctly pointing at, singing and performing “The alphabet” song with the correct pronunciation and melody.</i></p>	<ul style="list-style-type: none"> - Sing and dance the song in chorus. - Ss listen and open their books.

<p>*Procedure:</p> <ul style="list-style-type: none"> - Draw pupils’ attention to the title and lyrics of the song. Tell them about the activity. - Model reading the title and the lyrics line by line for pupils to repeat. - Encourage them to point at the letters to reinforce their understanding. - Play the recording all the way through for pupils to listen carefully to the pronunciation and the melody. - Play the recording again for pupils to listen and repeat. - Do this several times until they feel confident. - Correct their pronunciation where necessary. - Play the recording all the way through for pupils to sing along. - Show pupils actions to do while singing along with the recording, for example, use a finger to draw the letters in the air while singing. - Put pupils into groups to make up their own actions for the song. - Invite groups to the front of the classroom to sing and perform the song, while the rest of the class sings and / or claps along. Encourage the class to praise or cheer the performers. <p>3.Practice: (17’)</p>	<ul style="list-style-type: none"> -Look at the board and listen. -Ss listen and repeat. -Ss listen -Ss listen carefully to the pronunciation and the melody. -Ss listen and repeat -Ss continue to listen and repeat. -Ss sing along -Ss listen, sing and do action -Ss sing and do action into groups -Ss sing and perform the song in front of the class
---	---

<p><u>Activity 2</u> 2. Read and complete:</p> <p>*Aims: <i>Ss will be able to identify the alphabet letters and complete the missing letters.</i></p> <p>*Procedure:</p> <ul style="list-style-type: none"> - Draw pupils’ attention to the incomplete alphabet. Tell them about the activity. - Show them how to do the task: <ul style="list-style-type: none"> + point at the letters respectively for pupils to read + elicit the first missing letter and give feedback. + write the answer on the board and have pupils read it in chorus. - Give pupils time to do the task individually or in pairs. Go around the classroom to offer support where necessary. - Invite a pupil to stand up and say the missing letters. Correct their pronunciation where necessary. -Write the answers on the board for the class to correct their answers. - Have the class sing “<i>The alphabet song</i>” a few times. This can be conducted in groups. <p><i>Key: 1.F 2.J 3.Z</i></p> <p><u>Activity 3.</u> Count the letters.</p>	<ul style="list-style-type: none"> -Look at the screen and listen. -Ss look and read - Ss look and answer -Ss read the first missing letter -Ss do the task in pairs -Ss stand up and say the missing letters - Ss correct their answers -Ss sing “the alphabet” song
---	---

<p>*Aims: Ss will be able to count the letters in the target names.</p> <p>*Procedure:</p> <ul style="list-style-type: none"> - Draw pupils' attention to the target names. - Tell them about the activity and show them what to do: +Point at the first name BEN and have pupils count the letters by reading the numbers under the target name in chorus. + Point at Number 3 and say that it is the total number of the letters in the name BEN. + Get the class to count the letters again in chorus. - Give pupils time to do the task individually or in pairs. Go around the classroom to offer support where necessary. - Invite a pupil to stand up and count the letters in the names. - Give feedbacks <p>Key: 2. MARY= 4 3. LINDA= 5</p> <p>*Consolidation</p> <p>*Aims: Ss will be able consolidate and wrap up the content of the lesson.</p> <p>*Procedure:</p> <ul style="list-style-type: none"> - T asks ss to answer the following questions: 	<p>-Ss look and listen.</p>  <p>-Ss listen and count the letters</p> <p>-Ss look and listen</p> <p>-Ss count the letters again in chorus.</p> <p>-Ss do the task</p> <p>-Ss stand up and count the letters</p> <p>-Ss listen</p> <p>-Ss answer the questions</p>
--	--

- Sociability: talk to each other, say good words to others.

3. Attitude/ Qualities:

- Honesty: tell the truth about feelings and emotions
- Responsibility: appreciate kindness


B. TEACHING AIDS:

- *Teacher:* Teacher’s guide Page 16, website sachmem.vn, posters, laptop, pictures, textbook, lesson plan, TV or projector.
- *Students:* Pupil’s book Page 9, notebooks, workbooks, school things.

C. PROCEDURES:

Teacher’s activities	Students’ activities
<p>1. Warm- up: (3’) <i>Sing a song: Let’s count 1-10</i> <i>*Aims: to create a friendly and active atmosphere in the class to beginning the lesson.</i> *Procedure: - Show the song on the screen. https://www.youtube.com/watch?v=85M1yxIcHpw&t=10s - Ask pupils to listen, sing and dance the song. - Say “Open your book page 9” and look at “Starter, Alphabet”.</p> <p>2. Practice (30’)</p> <p>Activity 1. 1. Count one to ten <i>*Aims: Ss will be able to review the numbers from one to ten by counting with fingers.</i> *Procedure: - Draw pupils’ attention to the pictures of the hands.</p>	<p>- Sing and dance the song in chorus.</p> <p>- Ss listen and open their books.</p> <p>-Look at the board and listen.</p>

- Tell them about the activity. Show the class how to use fingers to count from one to ten a few times until they can feel confident of using the same way to count.
- Give pupils time to do the task individually or in pairs. Go around the classroom to offer support.
- Invite a few pupils to the front of the classroom to take turns to perform the task.
- Get the class to vote for the best performer.
- Give feedbacks.



- Ss listen and count
- Ss count from one to ten
- Ss perform in front of the class.
- Ss vote
- Ss listen

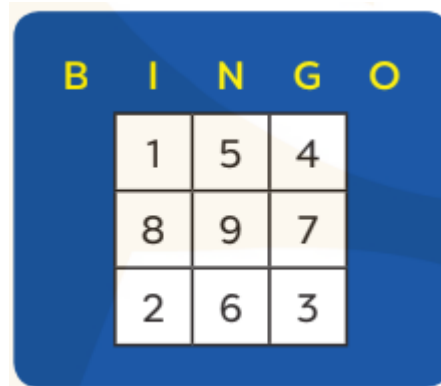
Activity 2 2. Let’s play:

**Aims: Ss will be able to review the numbers from one to ten and the alphabet letters by playing the game Bingo.*

***Procedure:**

- Draw a 3 x 3 Bingo grid on the board and get pupils to do the same in their notebooks.
- Tell pupils to complete their grids with any numbers from one to ten.
- Explain how to play the game:
 - + *You call out a number.*
 - + *Every pupil that has that number in his or her grid should cross it out.*
 - + *Continue to call out numbers (remember to keep a record!) until someone shouts Bingo!*

-Ss look and draw a 3x3 Bingo grid in the notebooks.



<p>+ <i>Check his / her grid to make sure that he or she has his or her grid crossed out the numbers that you have called</i></p> <p>+ <i>Then declare him or her the winner.</i></p> <p>- Repeat the same procedure with the Bingo grid filled with the letters of the alphabet.</p> <p>* Sing and do action:</p> <p>- Have pupils count from one to ten, and sing The alphabet song in chorus.</p> <p>- Invite some pupils to stand up and sing.</p> <p>- Give feedbacks</p> <p>*Consolidation</p> <p>*Aims: <i>Ss will be able consolidate and wrap up the content of the lesson.</i></p> <p>*Procedure:</p> <p>- T asks ss to answer the following questions:</p> <p>+ <i>What have you learnt from the lesson today?</i></p> <p>- T review the alphabet</p> <p>3. Homework. (2')</p> <p>- Learn the number and the alphabet by heart</p> <p>- Prepare the new lesson: <i>Unit 1: Hello-Lesson 1.</i></p>	<p>-Ss write the numbers to complete the grids.</p> <p>-Ss listen and cross the number they heard</p> <p>-Ss play game</p> <p>-Ss continue the game with the letters.</p> <p>-Ss count from one to ten and sing The alphabet in chorus.</p> <p>-Ss sing</p> <p>-Ss answer the questions</p> <p>- Ss listen</p> <p>-Ss listen</p>
--	--

D. ADJUSTMENTS (if necessary):

.....
.....
.....
.....
.....
