

Week:.....

Date of planning : .../... / 2023

Period:.....

Date of teaching : .../... / 2023

UNIT 4: ETHNIC GROUPS OF VIET NAM

Lesson 4: Communication

I. OBJECTIVES

By the end of this lesson, students will be able to gain:

1. Knowledge:

- Use the lexical items related to the life of the ethnic people.
- Give opinions about the lifestyle of ethnic minority groups.
- Ask and answer about the Jrai people.

2. Competences:

- Develop communication skills and creativity
- Be collaborative and supportive in pair work and teamwork
- Actively join in class activities

3. Personal qualities

- Love talking about ethnic groups of Viet Nam.
- Develop self-study skills

II. MATERIALS

- Grade 8 textbook, Unit 4: Communication
- Computer connected to the Internet
- Projector / TV
- *hoclieu.vn*

III. PROCEDURES

1. WARM-UP (5 mins)

a. Objectives:

- To create an active atmosphere in the class before the lesson.
- To lead into the new lesson.





b. Content:


- Kim's game.

c. Expected outcomes:

- Ss review words related to ethnic groups in Viet Nam.

d. Organisation

TEACHER AND STUDENTS' ACTIVITIES	CONTENTS
<ul style="list-style-type: none">- Teacher divides Ss into 4 groups.- Teacher gives each group a piece of paper.- Teacher shows 8 pictures about ethnic groups of Viet Nam in 2 minutes.- Ss look at the pictures, guess the names of ethnic groups (without writing).- Ss work in their group and write the names of ethnic groups in 2 minutes.- Teacher asks 4 groups to exchange the posters.- Teacher shows the answers and asks them to	Kim's game    

<p>check in 1 minute</p> <p>- The group with the most correct words is the winner.</p>	<div data-bbox="853 91 1428 414">  </div> <p>Answer key: Hmong, Hoa, Brau, Nung, Khmer, Cham, Tay, Ede.</p>
--	---

2. ACTIVITY 1: PRESENTATION (18 mins)

a. Objectives:

- To introduce new words related to the life of the ethnic people.
- To introduce some ways to give opinions and allow Ss some practice.

b. Content:

- Vocabulary
- Task 1: Listen and read the conversation. Pay attention to the highlighted parts.
- Task 2: Work in pairs. Make a similar conversation to ask and give opinions about these topics.

c. Expected outcomes:

- Ss know how to give opinions in English.

d. Organisation

TEACHER AND STUDENTS' ACTIVITIES	CONTENTS
Vocabulary (5 mins)	
<ul style="list-style-type: none"> - Teacher introduces the vocabulary. - Teacher explains the meaning of the new vocabulary, using pictures and translation. - Teacher checks students' understanding with the "<i>What and where?</i>" technique. 	<p>New words:</p> <ol style="list-style-type: none"> 1. weave (v) 2. hunt (v) 3. role (n) 4. statue (n)
Task 1: Listen and read the conversation. Pay attention to the highlighted parts. (6 mins)	
<ul style="list-style-type: none"> - Teacher asks Ss to listen and read along with the conversation. Teacher asks Ss to pay attention to the highlighted parts. - Ss work individually, listen to the audio file and read along with the conversation. - Teacher elicits the structures giving opinions. - Teacher asks Ss to practise the conversation in pairs. 	<p>Structures to give opinions:</p> <ul style="list-style-type: none"> - I think ... - To my way of thinking ...
Task 2. Work in pairs. Make a similar conversation to ask and give opinions about these topics. (7 mins)	
<ul style="list-style-type: none"> - Teacher asks Ss to work in pairs to make conversations, using structures for giving opinions. - Ss use the structures given and make similar conversations about the following topics: 	<p>Suggested conversation:</p> <p>A: What do you think about playing traditional games?</p> <p>B: I think/ To my way of thinking it's ...</p>

- + Playing traditional games.
- + Living close to nature.
- Teacher asks some pairs to perform their conversations.
- Teacher comments on their performance.

3. ACTIVITY 3: PRACTICE (18 mins)

a. Objectives:

- To provide students with more knowledge about the lifestyle of ethnic minority groups through a quiz.
- To give students some practice asking and answering about some information in the notes of Jrai people.

b. Content:

- Task 3: GAME: How much do you know about ethnic groups in Viet Nam?
- Task 4: Work in pairs. Read the notes below about the Jrai. Take turns to ask and answer about the information.
- Task 5: Work in groups. Share with your group the information about the Jrai people you find interesting.

c. Expected outcomes:

- Ss know more about the lifestyle of ethnic minority groups.
- Ss can practise asking and answering about some information in the notes of Jrai people.
- Share with the group the information about the Jrai people they find interesting.

d. Organisation

TEACHER AND STUDENTS' ACTIVITIES	CONTENTS
Task 3: How much do you know about ethnic groups in Viet Nam? (6 mins) <ul style="list-style-type: none"> - Teacher asks Ss to work individually, read the sentences carefully and choose the correct answers. - Ss do the exercise in 3 minutes. <p>The game “Who’s the millionaire?”</p> <ul style="list-style-type: none"> - Teacher divides the class into 2 teams, explains the rules and lets them play the game. - Each team has to answer the questions by choosing the best answer. The team with more points is the winner. 	
Task 4: Work in pairs. Read the notes below about the Jrai. Take turns to ask and answer about the information. (7 mins)	<div data-bbox="810 1173 1321 1496" data-label="Image"> </div> <p>Answer key:</p> <ol style="list-style-type: none"> 1. C 2. B 3. B 4. A 5. C 6. C
<ul style="list-style-type: none"> - Teacher asks Ss to work in pairs. - Ss read each piece of information carefully and decide on the question they want to ask and the answer they would give. - Teacher asks Ss to swap their roles of asking and answering. - Teacher calls on 2-3 pairs to share their 	<p>Suggested questions and answers:</p> <ol style="list-style-type: none"> 1. What is the population of the Jrai? => It is about 513,930. 2. Where do they live? => They live mainly in Gia Lai. 3. What type of house do they live in? => They live in stilt houses.

questions and answers. - Teacher corrects them if needed.	4. What do they do for their living? => They grow crops, weave, ...
Task 5. Work in groups. Share with your group the information about the Jrai people you find interesting. (5 mins)	
- Teacher asks Ss to work in groups. - Teacher allows Ss some time to refer to the notes in 4 and choose the features they are interested in. - Ss give their opinions on certain features of the Jrai people, using the suggested structures. - Teacher calls on some groups to share their opinions with the class.	<i>Students may start sharing their opinions with:</i> - I like ... because ... - I think that ...

4. CONSOLIDATION (4 mins)

a. Wrap-up

- Teacher asks Ss to summarise the main points of the lesson.

b. Homework

- Learn by heart all the words that they have just learnt.
- Do exercises in the workbook.
- Prepare for Lesson 5 – Skills 1.