

SPECTRUM[®]


Spelling

K



Focused Practice for Spelling Mastery




- Letter recognition
- Short vowels
- Sight words
- Dictionary
- Answer key



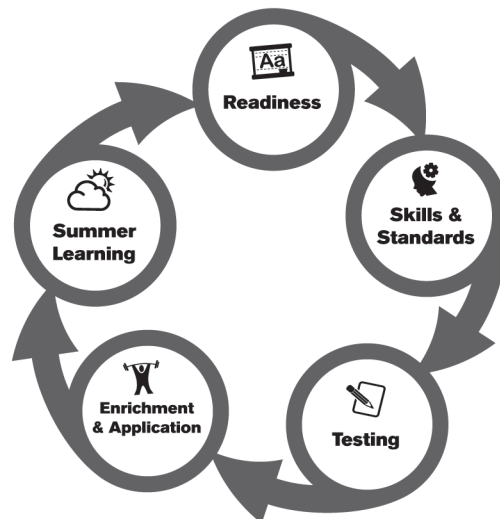
carsondellosa.com/spectrum


Support your child's educational journey throughout the year!

For over 40 years, Carson Dellosa has provided quality educational products that help children excel at school and home.

				
Readiness	Skills & Standards	Testing	Enrichment & Application	Summer Learning
Preparing your child for the upcoming school year	Supporting your child with subject- and skill-based practice	Providing your child with the essential skills and strategies for test-day success	Extending your child's learning with real-world applications	Keeping your child's skills sharp all summer long

**Carson Dellosa—your partner in education
from PreK through 8th grade**





Spelling

Kindergarten

Spectrum®
An imprint of Carson Dellosa Education
P.O. Box 35665
Greensboro, NC 27425 USA

© 2015 Carson Dellosa Education. Except as permitted under the United States Copyright Act, no part of this publication may be reproduced, stored, or distributed in any form or by any means (mechanically, electronically, recording, etc.) without the prior written consent of Carson Dellosa Education. Spectrum® is an imprint of Carson Dellosa Education.

ISBN 978-1-4838-1552-7

Table of Contents Kindergarten

Letters of the Alphabet

Lesson 1: The Letters I, L, T, K	6
Lesson 2: The Letters Y, Z, V, W, X	10
Lesson 3: The Letters O, C, U, S	14
Review	18
Lesson 4: The Letters J, G, P, B	20
Lesson 5: The Letters D, H, M, N, A	24
Lesson 6: The Letters E, Q, R, F	28
Review	32

Beginning Consonant Sounds

Lesson 7: Beginning Sounds /t/, /m/, /s/	34
Lesson 8: Beginning Sounds /j/, /k/, /d/, /f/	36
Review	38
Lesson 9: Beginning Sounds /g/, /n/, /w/	40
Lesson 10: Beginning Sounds /b/, /h/, /p/	42
Review	44
Lesson 11: Beginning Sounds /r/, /k/, /l/	46
Lesson 12: Beginning Sounds /v/, /y/, /z/	48
Review	50

Ending Consonant Sounds

Lesson 13: Ending Sounds /d/, /t/, /m/	52
Lesson 14: Ending Sounds /s/, /g/, /b/	54
Lesson 15: Ending Sounds /p/, /n/, /x/	56
Review	58

Table of Contents, continued

Short Vowel Sounds

Lesson 16: The Short a Sound	60
Lesson 17: The Short e Sound	62
Review	64
Lesson 18: The Short i Sound	66
Lesson 19: The Short o Sound	68
Lesson 20: The Short u Sound	70
Review	72

Everyday Words

Lesson 21: Rhyming Words	74
Review	78
Lesson 22: Color Words	80
Lesson 23: Number Words	82
Lesson 24: Body Words	84
Review	86
Lesson 25: Food Words	88
Lesson 26: School Words	90
Lesson 27: Season Words	92
Review	94

Writing Practice	96
-----------------------------------	----

Dictionary	98
-----------------------------	----

Answer Key	103
-----------------------------	-----

ABC Chart

Aa Bb Cc Dd

Ee Ff Gg Hh

Ii Jj Kk Ll Mm

Nn Oo Pp Qq

Rr Ss Tt Uu Vv

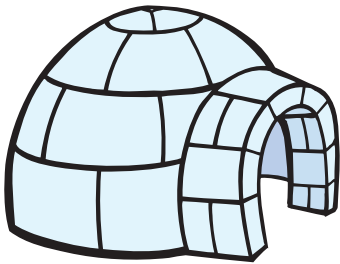
Ww Xx Yy Zz

Lesson 1 The Letters **I, L, T, K**


Say the letter **I**. Trace it. Write it on the line.



Circle the letter **i** in each word.




igloo




tire



ice cream



bib



iron




wig

Lesson 1 The Letters I, L, T, K

Say the letter **L**. Trace it. Write it on the line.



Follow the letters **L** and **I** to help the lamb find its mom.

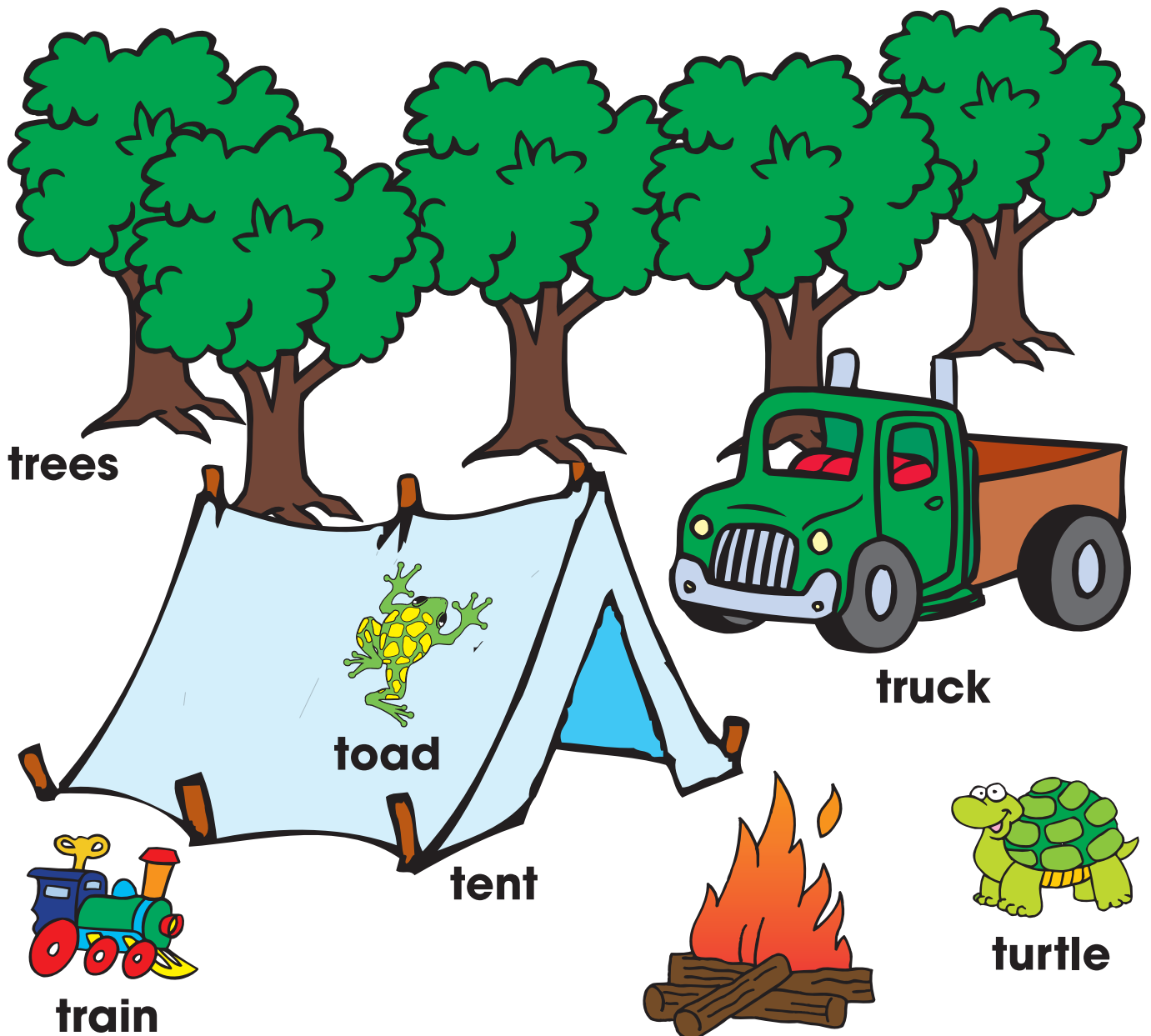


Lesson 1 The Letters **I, L, T, K**

Say the letter **T**. Trace it. Write it on the line.



Circle the letter **t** in each word.




Lesson 1 The Letters **I, L, T, K**

Say the letter **K**. Trace it. Write it on the line.

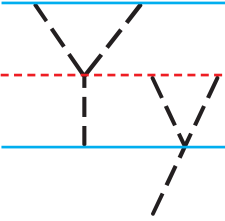


Color the kites with a capital **K** orange. Color the kites with a lowercase **k** blue.

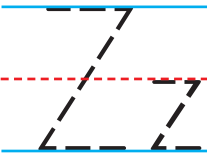


Lesson 2 The Letters **Y, Z, V, W, X**

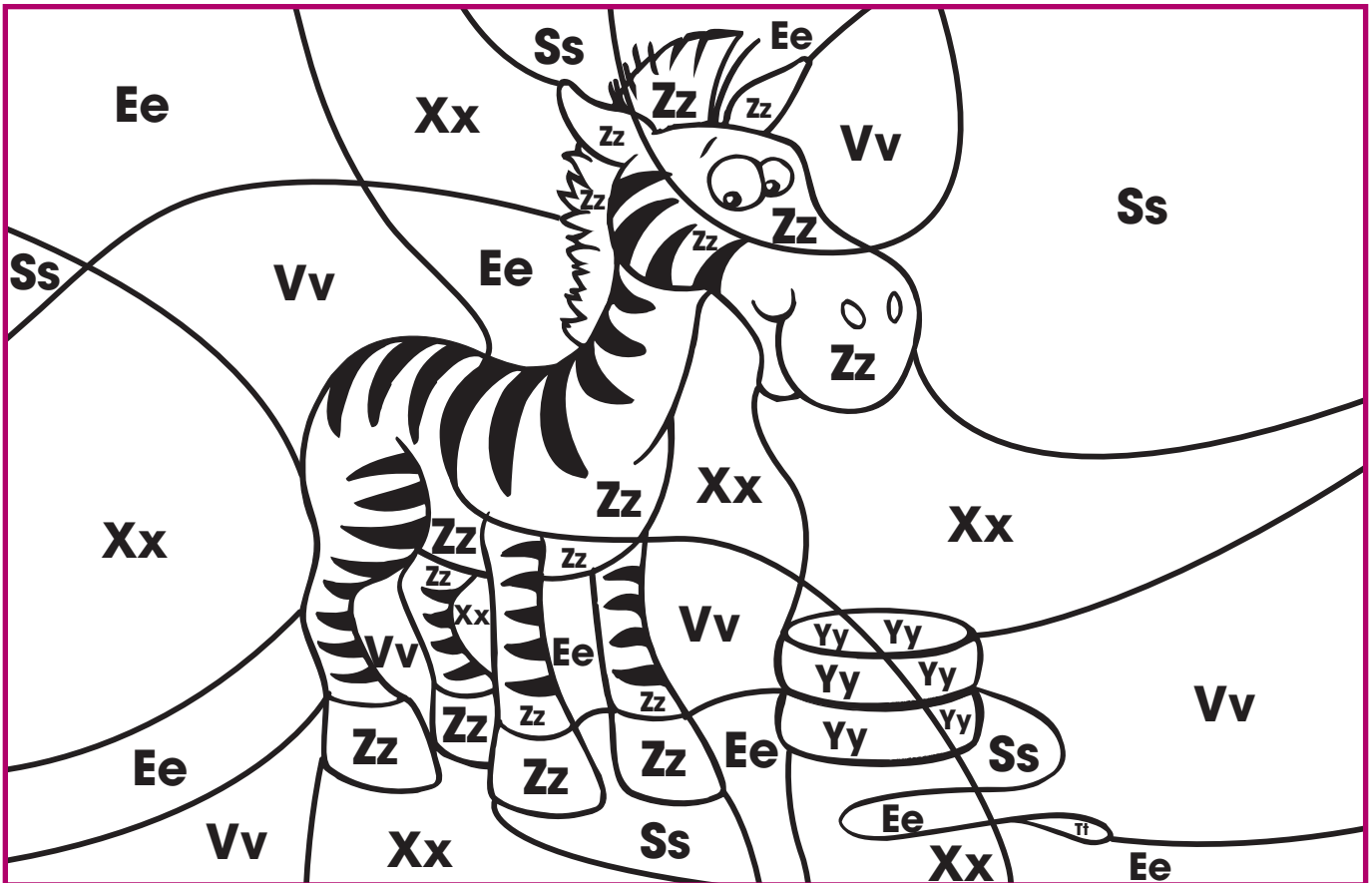
Say the letter **Y**. Trace it. Write it on the line.



Say the letter **Z**. Trace it. Write it on the line.

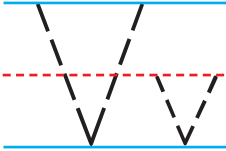


Find the hidden picture. Color the spaces with **Yy** or **Zz**.








Lesson 2 The Letters **Y, Z, V, W, X**

Say the letter **V**. Trace it. Write it on the line.

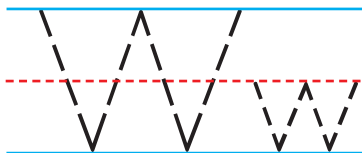


Write a capital **V** on the **yellow** vans. Write a lowercase **v** on the **green** vans.



Lesson 2 The Letters **Y, Z, V, W, X**

Say the letter **W**. Trace it. Write it on the line.




Say each word. Write the missing letter **w** on the line.




_____ig



_____hale



_____ing



_____orm



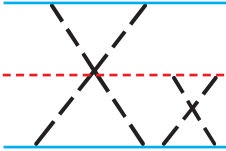
_____eb




_____atch

Lesson 2 The Letters **Y, Z, V, W, X**

Say the letter **X**. Trace it. Write it on the line.



Circle the letter **x** in each word.



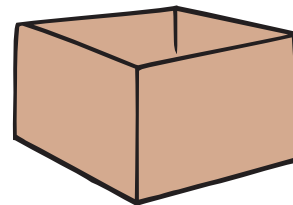
fox



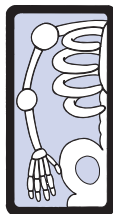
ax



six



box



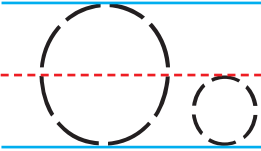
X-ray



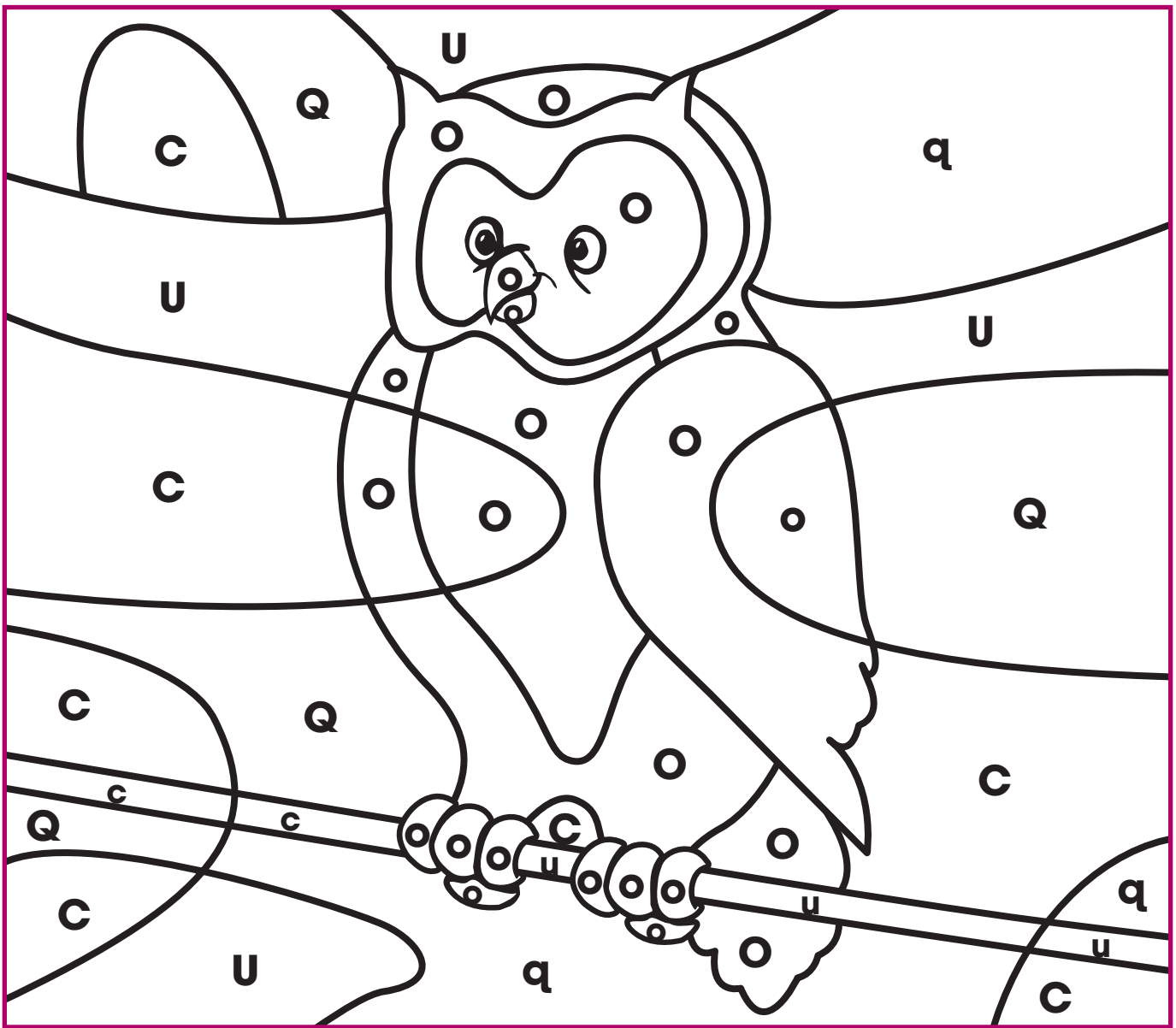
ox

Lesson 3 The Letters **O, C, U, S**

Say the letter **O**. Trace it. Write it on the line.

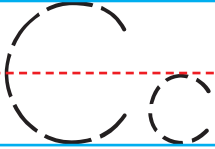


Find the hidden picture. Color the spaces with **O** or **o**.



Lesson 3 The Letters **O, C, U, S**

Say the letter **C**. Trace it. Write it on the line.



Say each word. Write the missing letter **c** on the line.




_____ up _____




_____ ap _____




_____ at _____



_____ ow _____



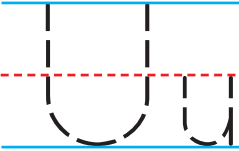
_____ ast _____



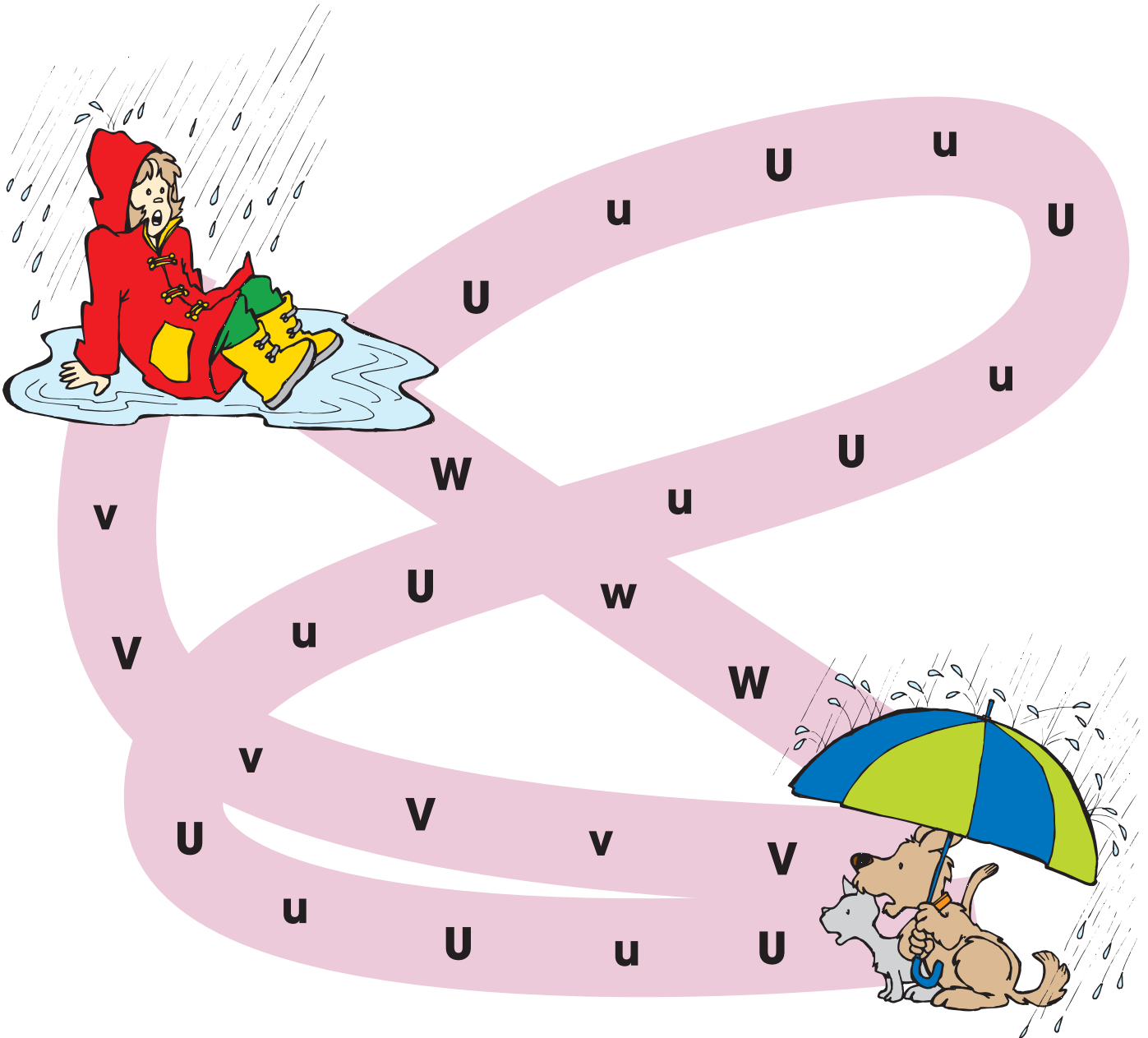
_____ ut _____

Lesson 3 The Letters **O, C, U, S**

Say the letter **U**. Trace it. Write it on the line.



Follow the letters **U** and **u** to help the girl find her umbrella.




Lesson 3 The Letters **O, C, U, S**

Say the letter **S**. Trace it. Write it on the line.



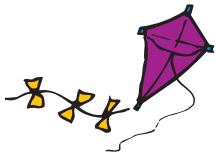




Ss

Circle the letter **s** in each word.




Review Lessons 1–3

Say each picture name. Draw a line between the pictures that start with the same letter.

**igloo****lamp****kite****vase****yak****sun****van****yo-yo****ice cream****snake****key****log**

Review Lessons 1–3

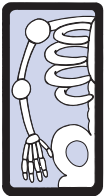
Say each picture name. Circle the letter that it begins with. Write the letter on the line.

**h****z**


**w****v**

**a****o**

**t****h**

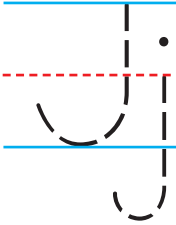
**x****w**

**m****u**









**d****c**

Lesson 4 The Letters **J, G, P, B**

Say the letter **J**. Trace it. Write it on the line.

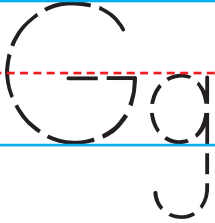


Color the jam jars with a capital **J** red. Color the jam jars with a lowercase **j** purple.




Lesson 4 The Letters **J, G, P, B**

Say the letter **G**. Trace it. Write it on the line.



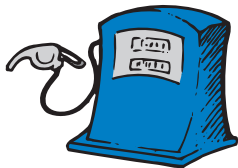
Say each word. Write the missing letter **g** on the line.




_____rass



_____irl



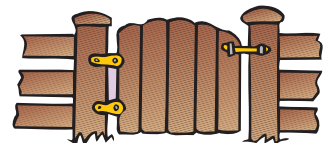
_____as



_____oat



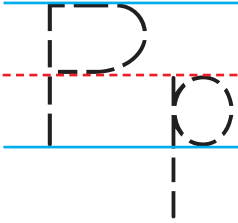
_____um



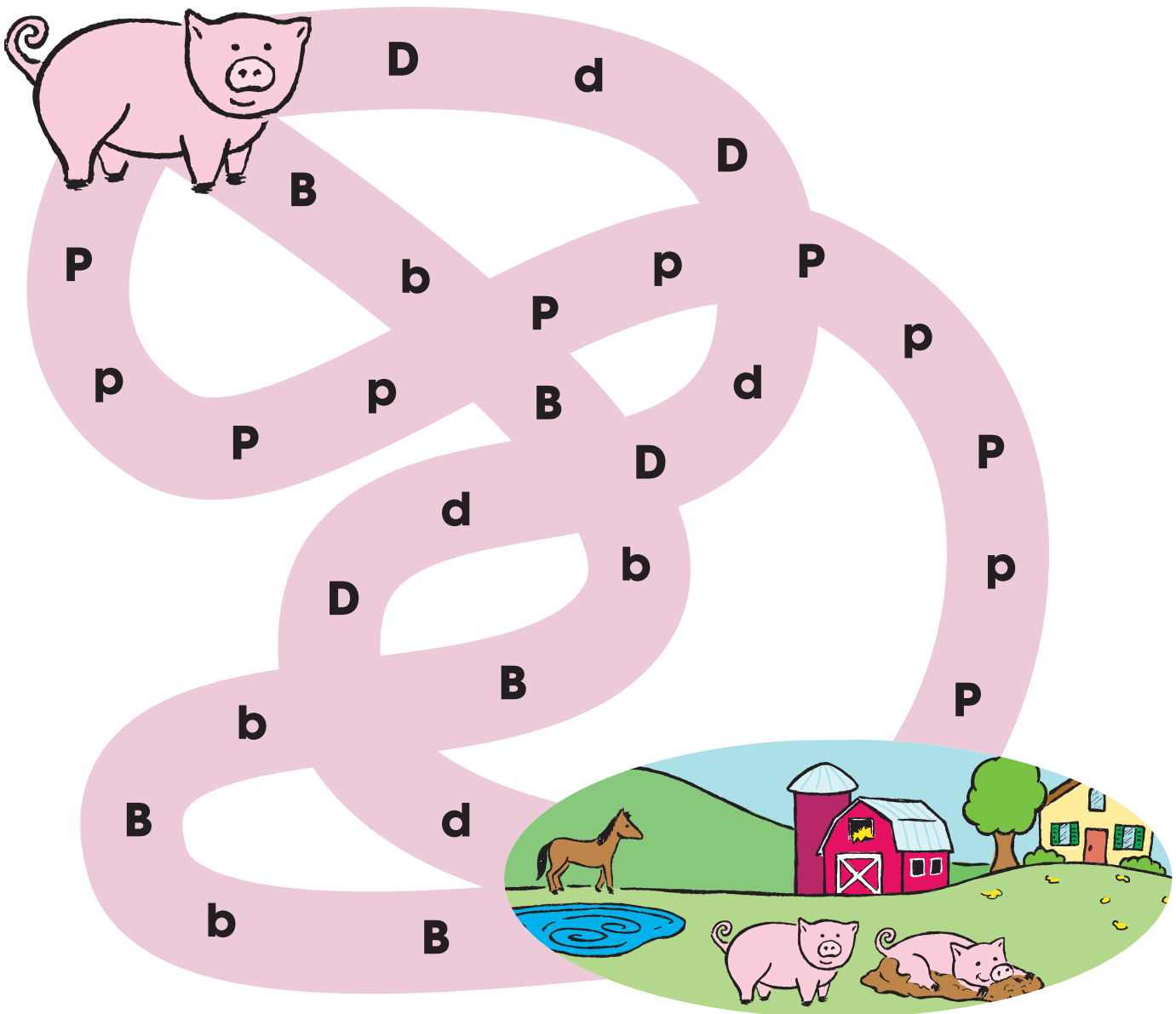
_____ate

Lesson 4 The Letters **J, G, P, B**

Say the letter **P**. Trace it. Write it on the line.

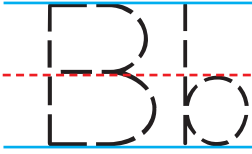


Follow the letters **P** and **p** to help the pig get back to the barn.



Lesson 4 The Letters **J, G, P, B**

Say the letter **B**. Trace it. Write it on the line.




Circle the letter **b** in each word.



bus



boots




bell



book



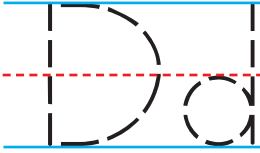
bat



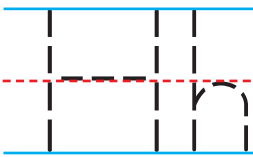
bug

Lesson 5 The Letters **D, H, M, N, A**

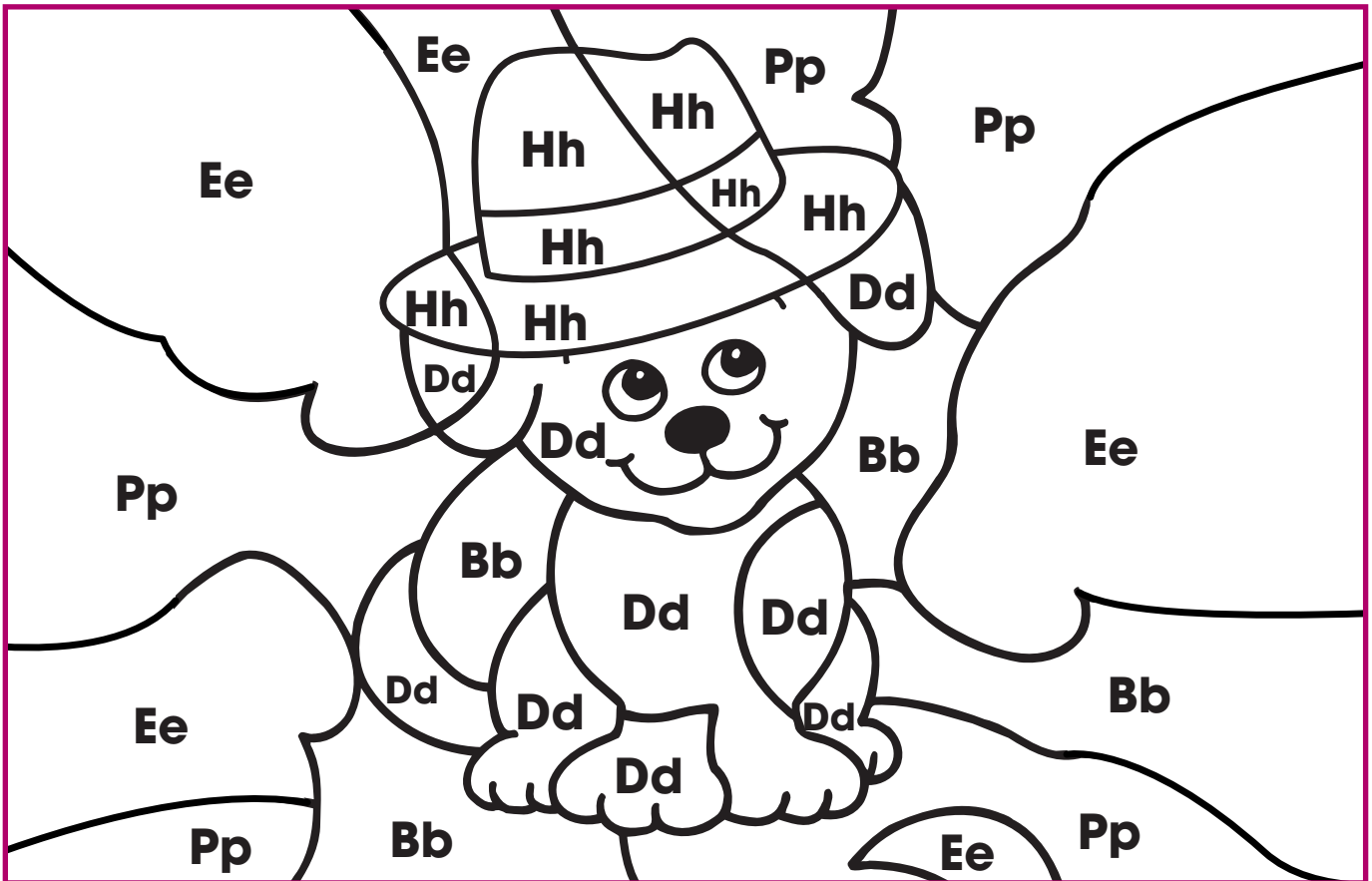
Say the letter **D**. Trace it. Write it on the line.



Say the letter **H**. Trace it. Write it on the line.

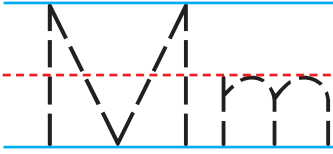


Find the hidden picture. Color the spaces with **Dd** or **Hh**.



Lesson 5 The Letters **D, H, M, N, A**

Say the letter **M**. Trace it. Write it on the line.



Say each word. Write the missing letter **m** on the line.



_____ap



_____ouse



_____ilk



_____oon



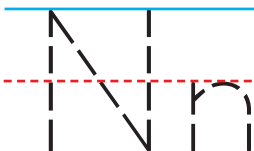
_____op



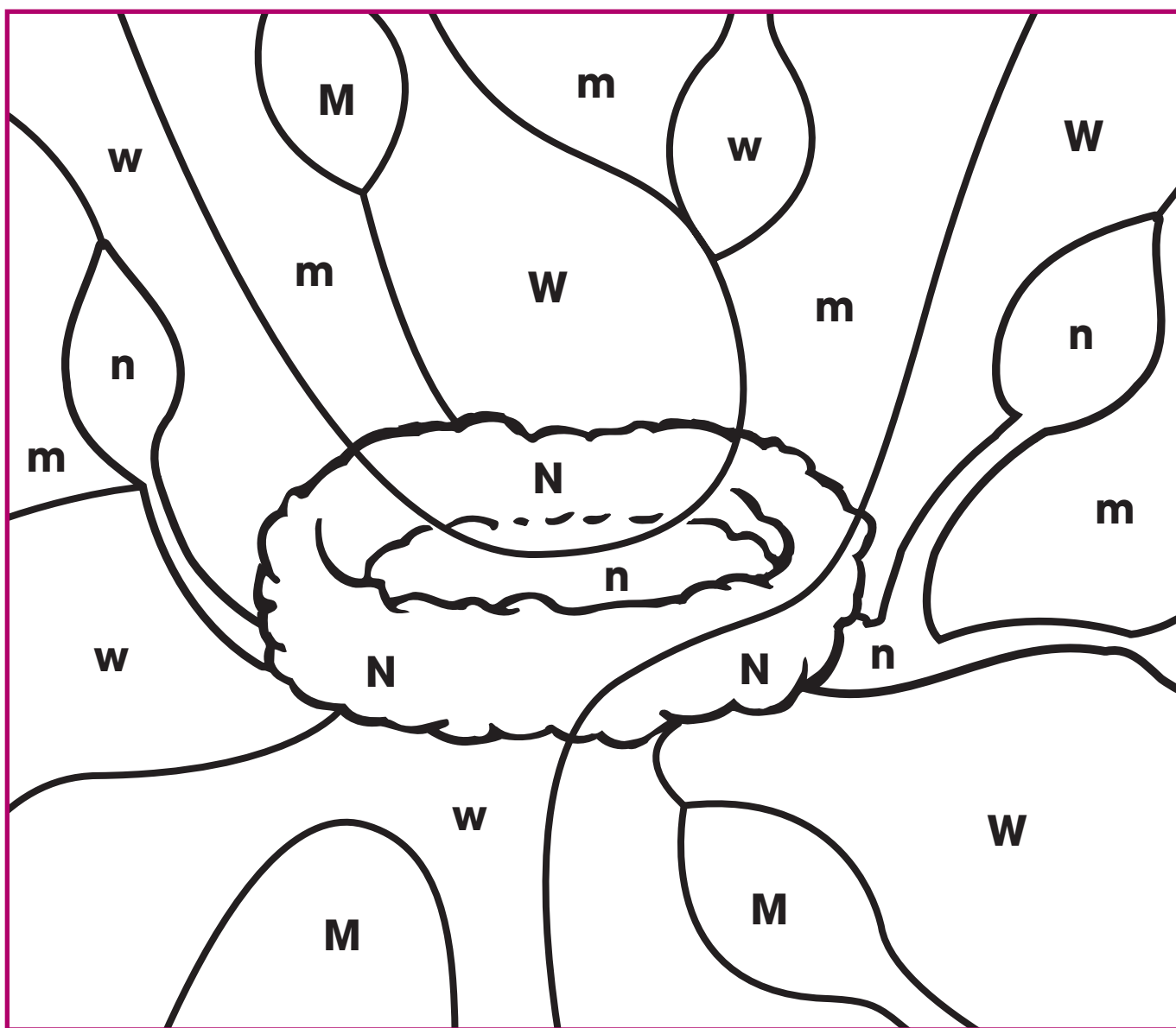
_____an

Lesson 5 The Letters **D, H, M, N, A**

Say the letter **N**. Trace it. Write it on the line.

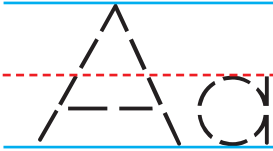


Find the hidden picture. Color the spaces with **N** or **n**.




Lesson 5 The Letters **D, H, M, N, A**

Say the letter **A**. Trace it. Write it on the line.

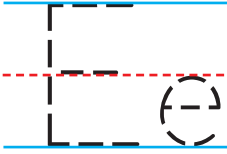


Color the apples with a capital **A** red. Color the apples with a lowercase **a** green.




Lesson 6 The Letters **E, Q, R, F**

Say the letter **E**. Trace it. Write it on the line.




Circle the letter **e** in each word.




egg




ear




hen



bed




sled



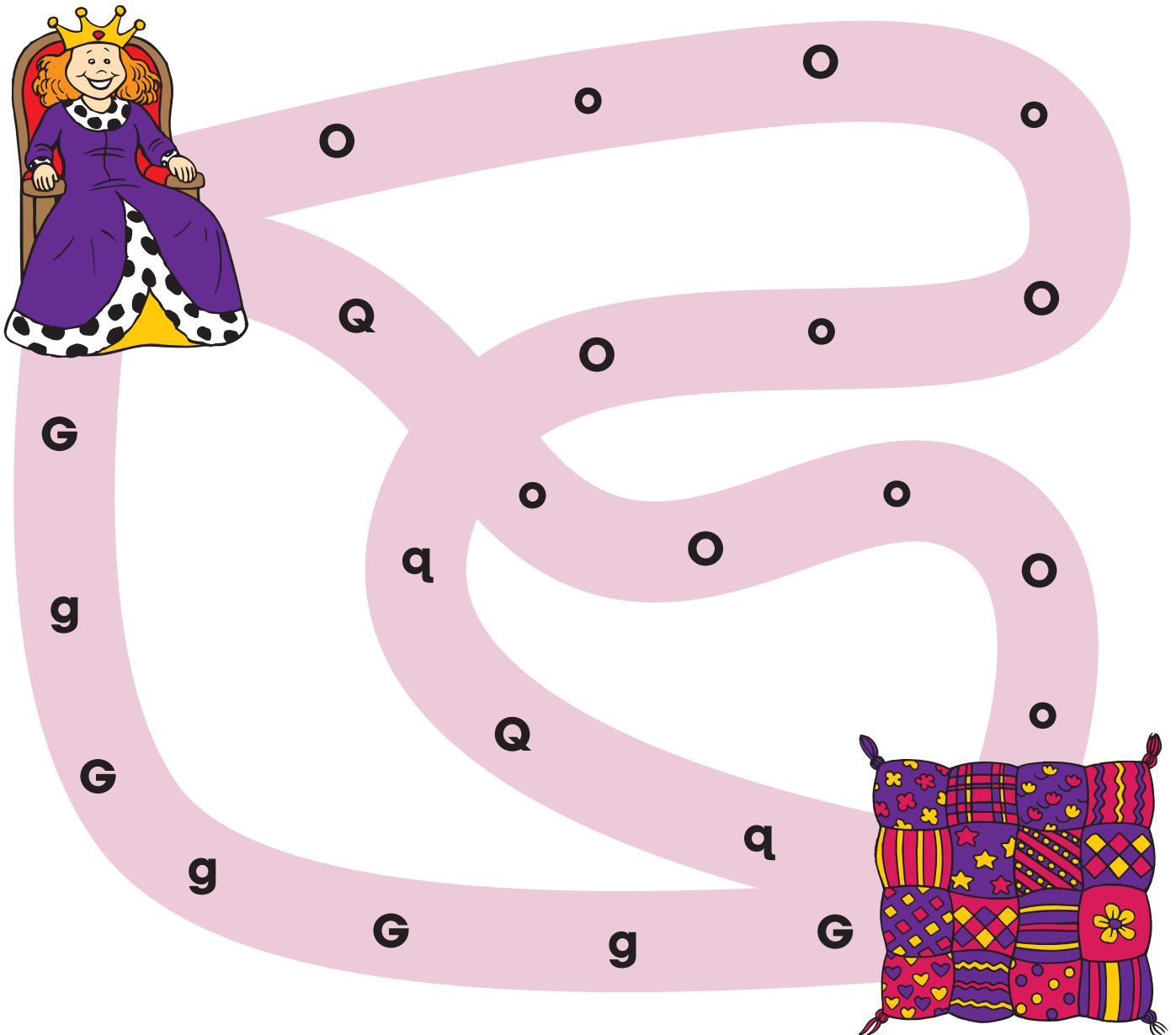
eat

Lesson 6 The Letters **E, Q, R, F**

Say the letter **Q**. Trace it. Write it on the line.



Follow the letters **Q** and **q** to help the queen find her quilt.



Lesson 6 The Letters **E, Q, R, F**


Say the letter **R**. Trace it. Write it on the line.

Rr

Say each word. Write the missing letter **r** on the line.




_____ing



_____ose



_____ake



_____ope



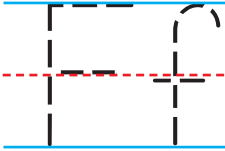
_____ug




_____at

Lesson 6 The Letters **E, Q, R, F**


Say the letter **F**. Trace it. Write it on the line.



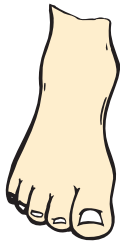
Circle the letter **f** in each word.



fish



fan



foot



frog



fly




fork

Review Lessons 4-6


Say each picture name. Write the missing letter on the line.



 quee _____



 _____ ox




 _____ nt



 _____ oat




 _____ og



 cra _____




 _____ ouse



 _____ en


Review Lessons 4–6

Say each picture name. Draw a line between the pictures that start with the same letter.

**jam****piano****house****net****egg****rake****elephant****red****pan****jar****nine****hill**

Lesson 7 Beginning Sounds /t/, /m/, /s/


Circle the words in each row that start with /m/, like **mouse**.

**mat****nose****milk****bike**

Circle the words in each row that start with /t/, like **tiger**.


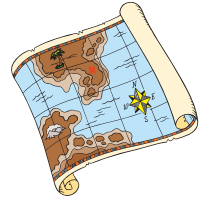


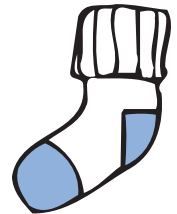

**pot****hug****top****tent**

Circle the words in each row that start with /s/, like **sun**.

**sad****zebra****car****soap**

Lesson 7 Beginning Sounds /t/, /m/, /s/

Say the name of each picture. Match the pictures that start with the same sound.

**moon****nest****map****top****tent****sock****soap****candle****sand**

Lesson 8 Beginning Sounds /j/, /k/, /d/, /f/

Say the name of each picture. Fill in the missing letter for each word.



_____ feather




_____ jam



_____ dog




_____ cat






_____ fan



Lesson 8 Beginning Sounds /j/, /k/, /d/, /f/

Circle the pictures in each row with the same beginning sound. Write the letter for the sound.









Review Lessons 7–8

Circle the words in each row that start with /k/, like **kite**.

Write the letter **k** on the line.



king**hit****ten****key**

Circle the words in each row that start with /d/, like **dog**.


Write the letter **d** on the line.



bed**dam****can****doll**

Circle the words in each row that start with /t/, like **turtle**.

Write the letter **t** on the line.





juice**hug****top****train**

Review Lessons 7–8

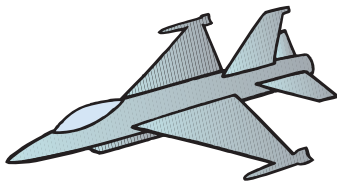
Say each picture name. Circle the letter for the beginning sound.
Write the letter on the line.

**t****h**

**t****f**

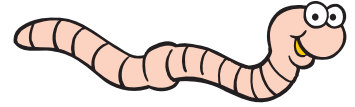
**s****c**

**w****m**

**y****j**

Lesson 9 Beginning Sounds /g/, /n/, /w/

Circle the words in each row that start with /w/, like **worm**.



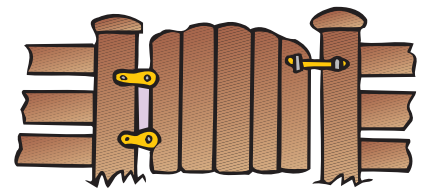
window **mask** **web** **violin**

Circle the words in each row that start with /n/, like **nine**.



mine **nice** **us** **net**




Circle the words in each row that start with /g/, like **gate**.






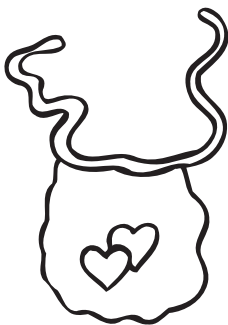
queen **gum** **game** **yes**

Lesson 9 Beginning Sounds /g/, /n/, /w/

Color the pictures in each row with the same beginning sound. Write the letter for the sound.









Lesson 10 Beginning Sounds /b/, /h/, /p/

Say the name of each picture. Fill in the missing letter for each word.



_____ ug



_____ at



_____ umpkin



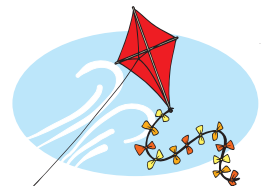
_____ oy



_____ ail

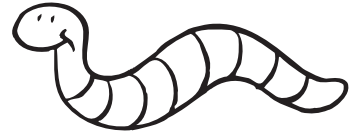



Lesson 10 Beginning Sounds /b/, /h/, /p/

Say the name of each picture. Match the pictures that start with the same sound.




**bus****hill****bird****hammer****box****hand****piano****penguin****kite**

Review Lessons 9–10




Color each picture that starts with the /w/ sound.





Color each picture that starts with the /p/ sound.



Color each picture that starts with the /b/ sound.

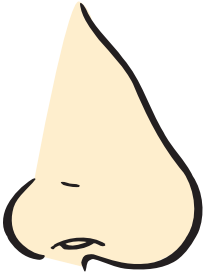


Color each picture that starts with the /g/ sound.




Review Lessons 9–10

Say the name of each picture. Fill in the missing letter for each word.




ose



at



ot





eb

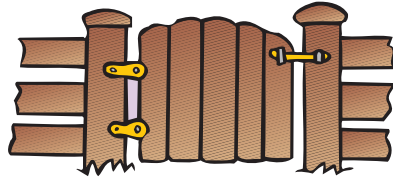





oose

Lesson 11 Beginning Sounds /r/, /k/, /l/

Circle the pictures in each row with the same beginning sound. Write the letter for the sound.






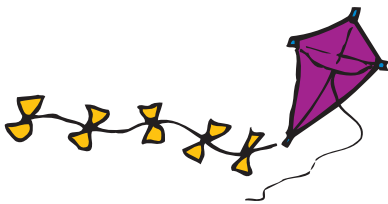


Lesson 11 Beginning Sounds /r/, /k/, /l/

Say the name of each picture. Fill in the missing letter for each word.




_____og




_____ite



_____ing



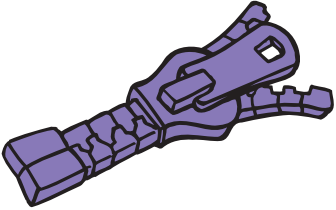



_____emon



_____ug


Lesson 12 Beginning Sounds /v/, /y/, /z/

Say the name of each picture. Match the pictures that start with the same sound.

**zipper****zebra****sled****vase****watch****violin****yarn****wig****yo-yo**

Lesson 12 Beginning Sounds /v/, /y/, /z/

Circle the words in each row that start with /z/, like **zoo**.

**fun****zebra****sat****zip**

Circle the words in each row that start with /v/, like **van**.

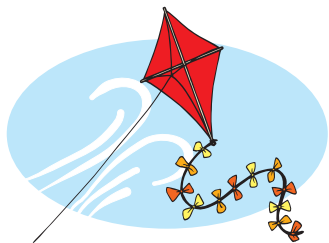



**vet****up****worm****vase**

Circle the words in each row that start with /y/, like **yo-yo**.

**yellow****wet****yak****yes**

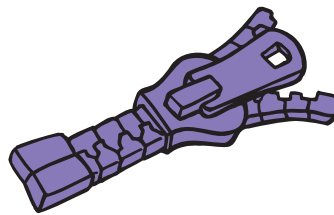





Review Lessons 11–12

Say the name of each picture. Match the pictures that start with the same sound.

**kite****king****house****ring****penguin****rope****lemon****tent****leaf**



Review Lessons 11–12

Say each picture name. Write the letter for the beginning sound.
Choose from the letters in the box.

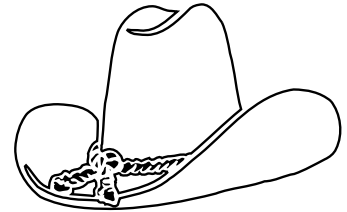



Lesson 13 Ending Sounds /d/, /t/, /m/





Color each picture that ends with the /d/ sound.



Color each picture that ends with the /t/ sound.




Color each picture that ends with the /m/ sound.



Lesson 13 Ending Sounds /d/, /t/, /m/

Say the name of each picture. Fill in the missing letter for each word.



an _____



swi _____




re _____



boo _____



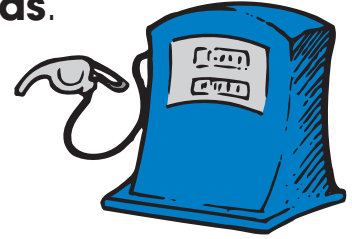
dru _____



clou _____

Lesson 14 Ending Sounds /s/, /g/, /b/


Circle the words in each row that end with /s/, like **gas**.

**sock****ship****grass****mess**

Circle the words in each row that end with /g/, like **leg**.



**egg****lick****flag****play**



Circle the words in each row that end with /b/, like **crab**.



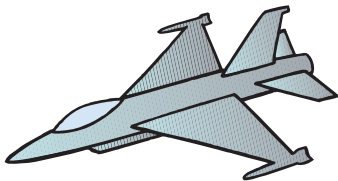
**map****tub****crib****hat**

Lesson 14 Ending Sounds /s/, /g/, /b/

Circle the pictures in each row with the same ending sound. Write the letter for the sound.








Lesson 15 Ending Sounds /p/, /n/, /x/

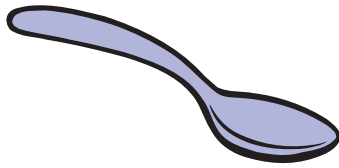
Say the name of each picture. Fill in the missing letter for each word.




cla _____



fo _____



spoo _____



sou _____





si _____



quee _____

Lesson 15 Ending Sounds /p/, /n/, /x/

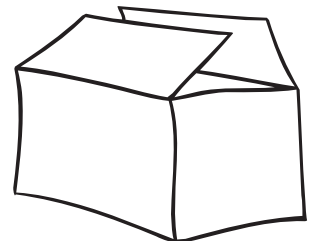


Color each picture that ends with the /p/ sound.



Color each picture that ends with the /n/ sound.






Color each picture that ends with the /x/ sound.



Review Lessons 13–15

Say the name of each picture. Match the pictures that end with the same sound.

**bread****sled****bib****flag****boot****bat****box****grass****dress**

Review Lessons 13–15


Say the name of each picture. Fill in the missing letter for each word.
Choose from the letters in the box.

m x p g b n


cu _____



eg _____




o _____



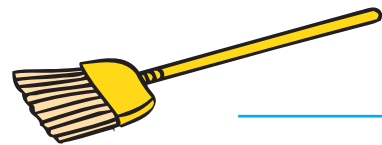
lio _____



tu _____

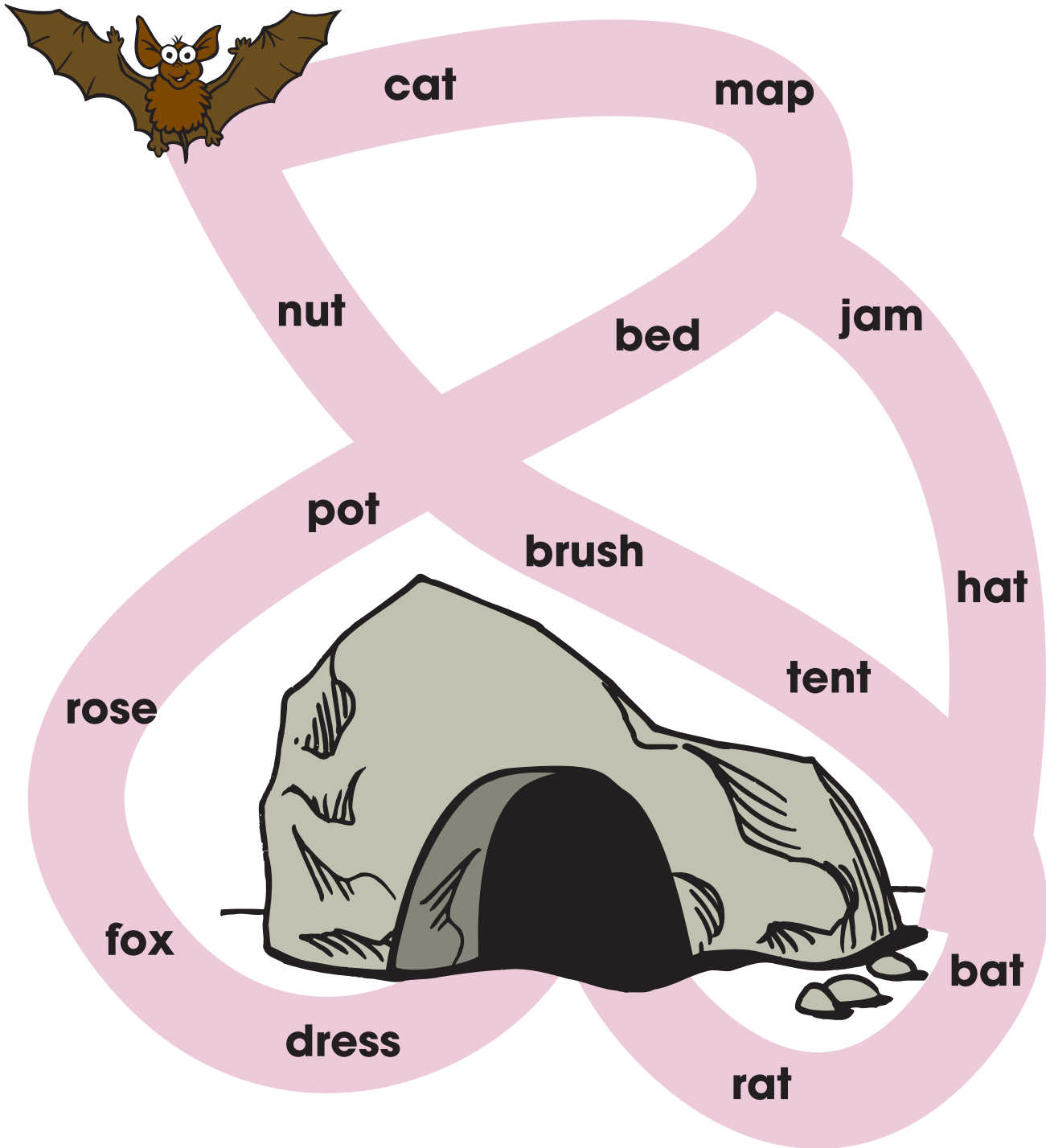


broo _____




Lesson 16 The Short **a** Sound

Help the bat find its cave. Follow the words that have the short **a** sound, like you hear in **pan** .




Lesson 16 The Short **a** Sound


Say the name of each picture. Fill in the missing letter for each word.



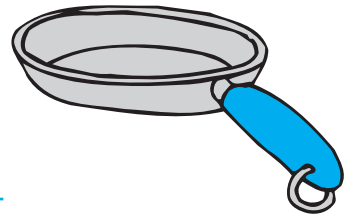
h _ _ t



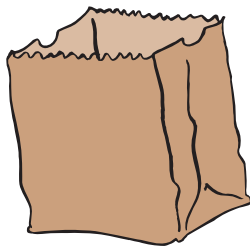
l _ _ mp




c _ _ p



p _ _ n






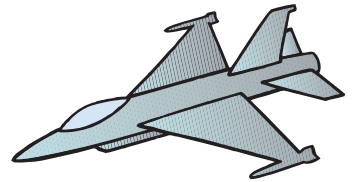




b _ _ g




f _ _ n



Lesson 17 The Short **e** Sound

Say the name of each picture. Circle the pictures that have the short **e** sound, like you hear in **dress** .




Lesson 17 The Short **e** Sound









Draw a line to match the pictures to the words. In each word, circle the short **e** sound, like you hear in **egg** .

**shell****ten****nest****bed****10****desk****bell**


Review Lessons 16–17


Say each picture name. Circle the pictures that have the short **e** sound, like you hear in **ten** **10**.


Cross out the pictures that have the short **a** sound, like you hear in **pan** .




Review Lessons 16–17

Say each picture name. Circle the vowel sound you hear in each word. Circle **a** for the sound you hear in **apple** .


Circle **e** for the sound you hear in **hen** .




e **a**




e **a**




e **a**



e **a**




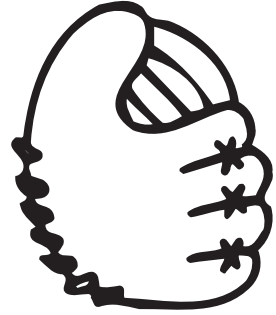


e **a**






e **a**

Lesson 18 The Short **i** Sound


Say the name of each picture. Color the pictures that have the short **i** sound, like you hear in **pink** .

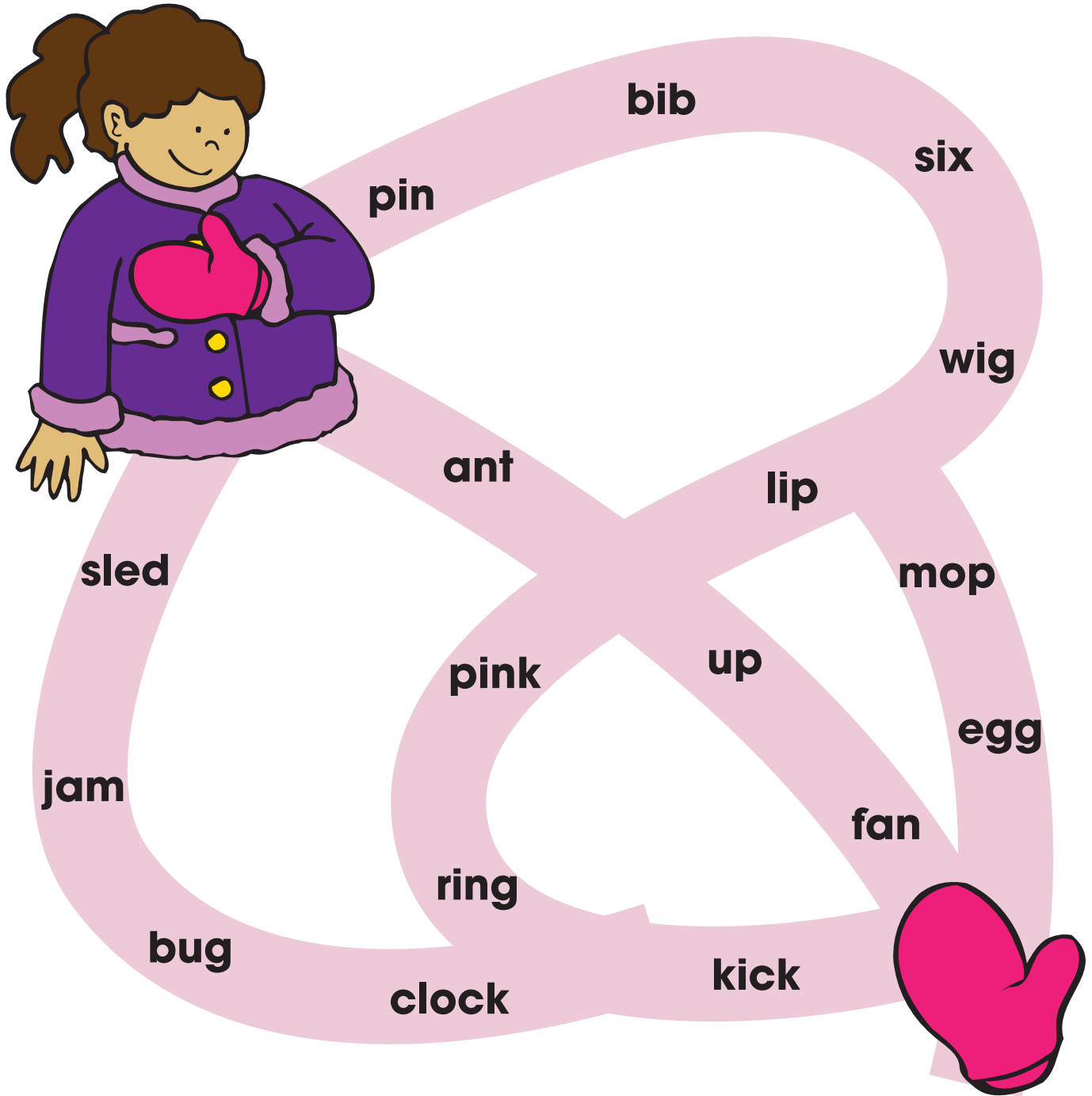


short i







Lesson 18 The Short **i** Sound

Help the girl find her missing mitten. Follow the words with the short **i** sound, like you hear in **fish** .



Lesson 19 The Short **o** Sound

Draw a line to match the pictures to the words. In each word, circle the short **o** sound, like you hear in **log** .

**stop****mop****fox****lock****frog****clock**

Lesson 19 The Short **o** Sound

Say the name of each picture. Fill in the missing letter for each word.



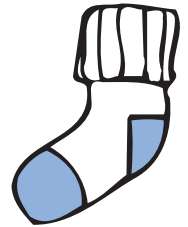
t _ _ p




h _ _ t



b _ _ x



s _ _ ck






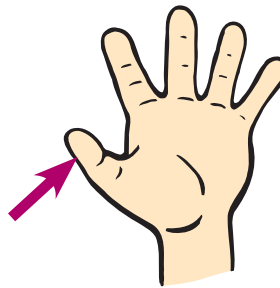



p _ _ p



bl _ _ cks


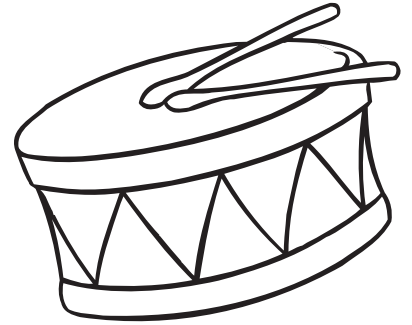

Lesson 20 The Short **u** Sound

Say the name of each picture. Circle the pictures in each row that have the short **u** sound, like you hear in **cup** .








Lesson 20 The Short **u** Sound


Say the name of each picture. Color the pictures that have the short **u** sound, like you hear in **nut** .







short u




Review Lessons 18–20


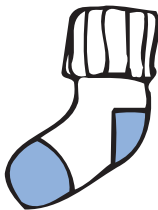
Say the name of each picture. Circle the pictures in each row that have the short **i** sound, like you hear in **pin** .



Say the name of each picture. Circle the pictures in each row that have the short **o** sound, like you hear in **lock** .




Say the name of each picture. Circle the pictures in each row that have the short **u** sound, like you hear in **bug** .




Review Lessons 18–20


Say the name of each picture. Fill in the missing letter for each word.




n _ _ t



f _ _ x



s _ _ n



sh _ _ p







cl _ _ ck



cr _ _ b




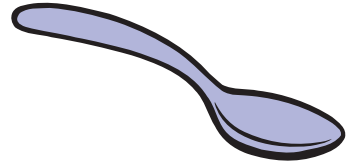

Lesson 21 Rhyming Words

Color the pictures that rhyme with **bat** .








Lesson 21 Rhyming Words

Draw a line between the rhyming pictures, like **pig**  and **wig** .



Lesson 21 Rhyming Words

Circle the pictures in each row that rhyme with the first picture.




Lesson 21 Rhyming Words

Fill in the missing letters for each pair of rhymes.

clock



l _____



frog



d _____



top




m _____



box




f _____



snow



b _____

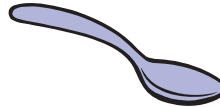


Review Lesson 21

Say each picture name. In the box, draw a picture of a rhyming word.



LESSON 21 REVIEW




Review Lesson 21

Finish each rhyme. Use the words in the box.


red**truck****box****pig**

a duck



a

wig




a fox



a

bed



Lesson 22 Color Words

Draw a line to match the word with the color.

red



orange



yellow



blue




green




pink



white

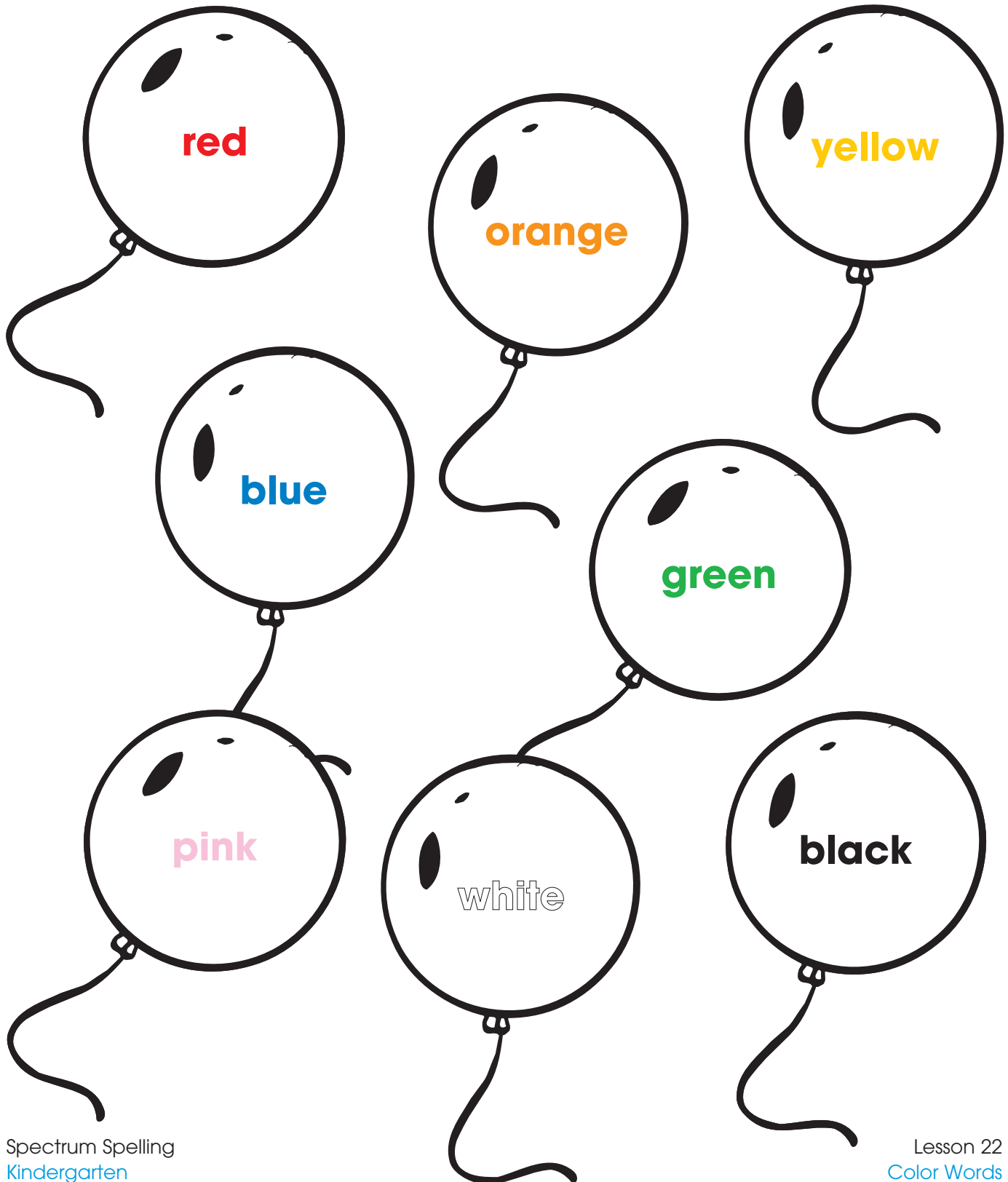


black



Lesson 22 Color Words


Color each balloon to match the color name.




Lesson 23 Number Words

Trace the number word. Write it on the line. Then, match the number word to the correct group of animals.

one




two




three



four




five




Lesson 23 Number Words

Trace the number word. Write it on the line. Then, match the number word to the correct group of animals.


six




seven




eight



nine



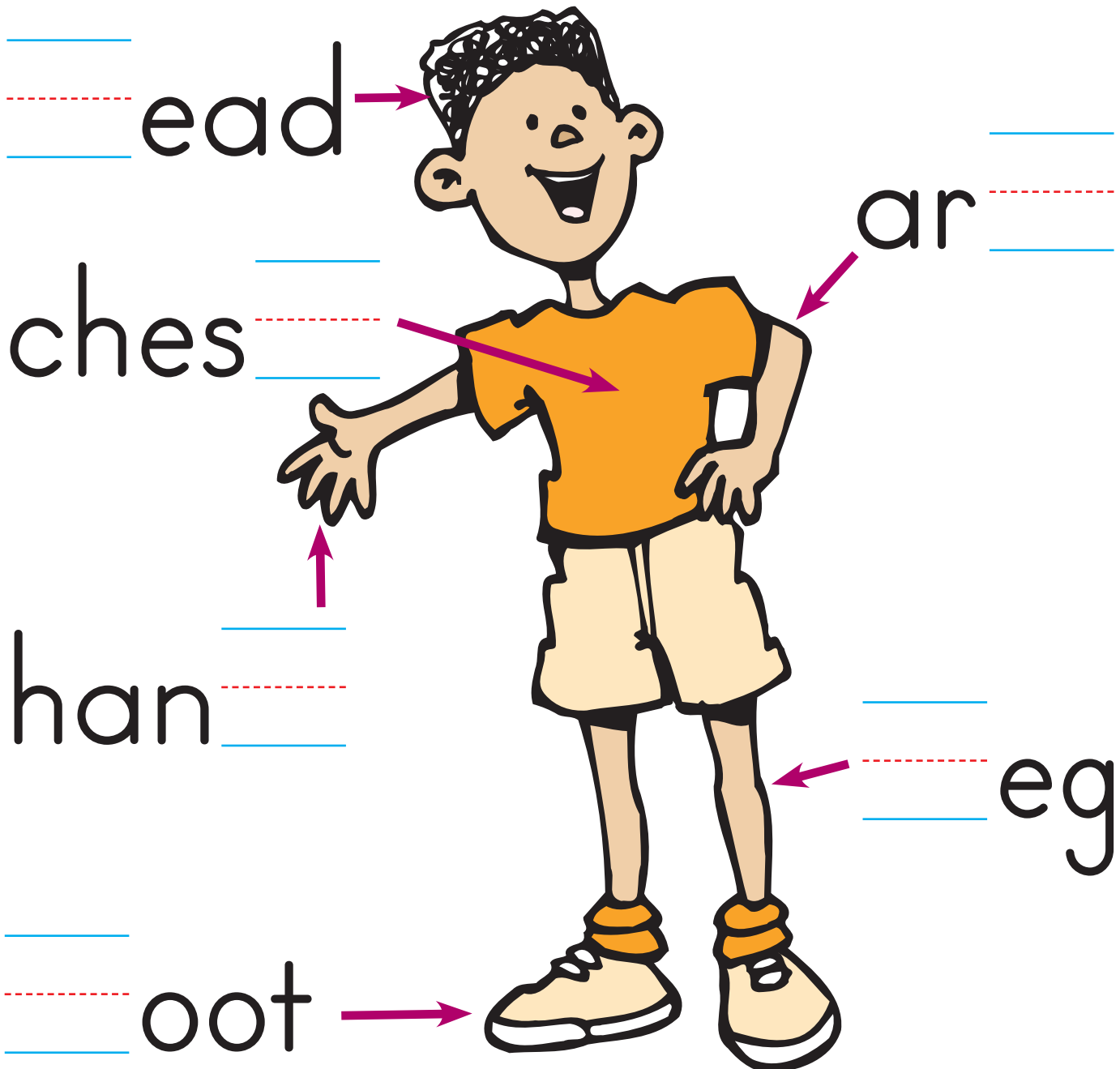
ten



Lesson 24 Body Words

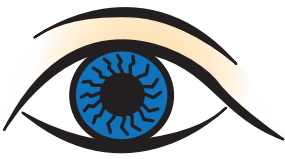
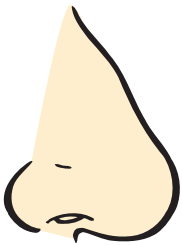

Fill in the missing letters in the body words. Use the words in the box to help you.

head hand foot arm leg chest



Lesson 24 Body Words

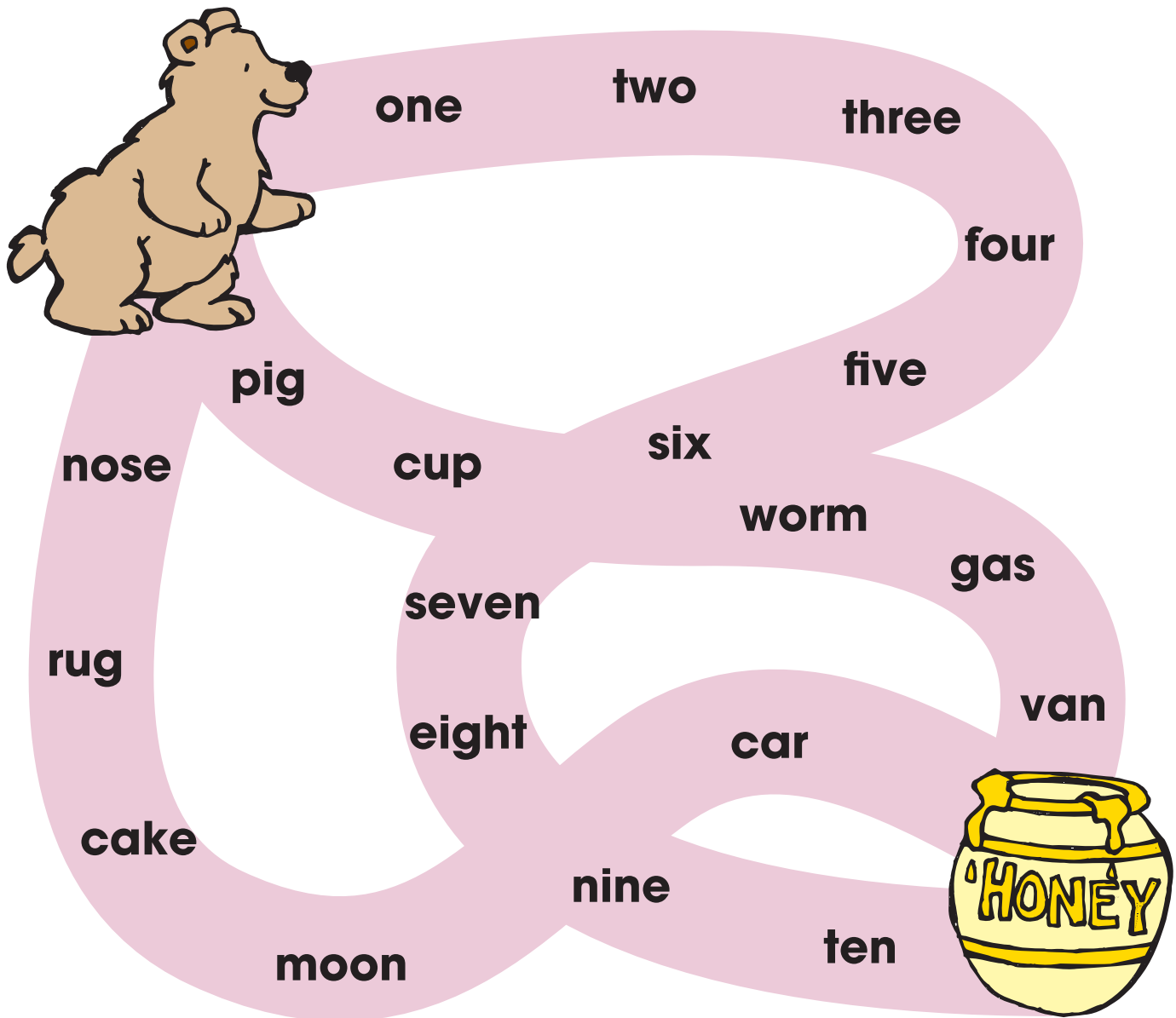
Circle the word that matches each picture.

**ant****ear****eye****elephant****mug****mouth****nose****nest****chin****pin****pan****hair**

Review Lessons 22–24

Help the bear find his pot of honey. Follow the number words through the maze. Use the words in the box to help you.

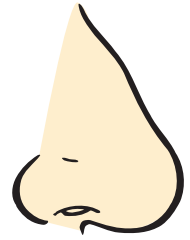
1 one	2 two	3 three	4 four	5 five
6 six	7 seven	8 eight	9 nine	10 ten




Review Lessons 22-24

Trace the body word or color word. Write it on the line. Then, match it to its picture.


pink



nose



green



black



hand



Lesson 25 Food Words


Fill in the missing letters in the food words. Use the words in the box to help you.

apple juice milk bread peas soup


ilk



read




uice



a ple



pea




sou



Lesson 25 Food Words

Draw a line from each word to the food it matches.


milk apple soup peas bread juice




Lesson 26 School Words

Fill in the missing letters in the school words. Use the words in the box to help you.

pen paper book desk write read



_____en



papr____r



bo____k



____esk





____rite



rea_____

Lesson 26 School Words

Circle the word that matches each picture.

**pot****pen****paper****plug****desk****dog****bug****book****rock****read****write****wig**


Lesson 27 Season Words

Trace the name of each season. Write it on the line. Then, color the picture.


spring




summer



autumn



winter



Lesson 27 Season Words

Draw a line to match each picture to the season. Fill in the missing letter in each season. Use the words in the box to help you.

spring**winter****summer****autumn**

s____ring



au____umn



win____er



sum____er

Review Lessons 25–27

Choose a season from the box. Draw a picture of that season. Write the season word on the line.

**spring****winter****summer****autumn**

Review Lessons 25–27

The letters in the food words are in the wrong order. Say each picture name. Then, write the correct word on the line.



sopu




mikl



pepla

The letters in the school words are in the wrong order. Say each picture name. Then, write the correct word on the line.



nep



boko



dear

Writing Practice

Use this page to practice writing the ABCs.

**Aa Bb Cc Dd Ee Ff Gg Hh Ii Jj Kk Ll Mm
Nn Oo Pp Qq Rr Ss Tt Uu Vv Ww Xx Yy Zz**

The page contains ten sets of horizontal lines for handwriting practice. Each set consists of a solid blue top line, a dashed red middle line, and a solid blue bottom line, providing a guide for letter height and placement.

Writing Practice

Use this page to practice writing some words that tell about you.

What is your name? _____

How old are you? _____

What color are your eyes? _____

Do you have a pet? _____



What is your favorite season? _____

Dictionary


Aa



Bb



Cc



Dd




Ee



Dictionary

Ff



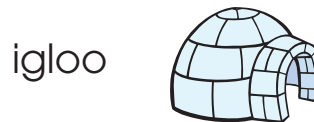
Gg




Hh



Ii



Jj


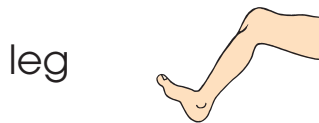


Dictionary


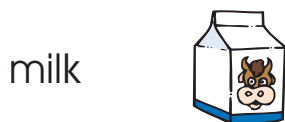
Kk



Ll



Mm



Nn


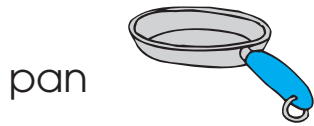


Oo



Dictionary

Pp



Qq



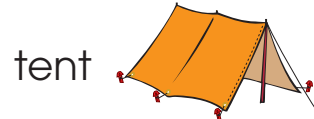
Rr



Ss



Tt



Dictionary

Uu



Vv



Ww



Xx



Yy



Zz



Answer Key







NAME _____

Lesson 1 The Letters I, L, T, K

Say the letter **I**. Trace it. Write it on the line.

I i I i I i I i I i

Circle the letter **i** in each word.

 i gloo	 i re
 i ce cream	 i sh
 i ron	 wi g

Spectrum Spelling Kindergarten
Lesson 1 The Letters I, L, T, K
6

6

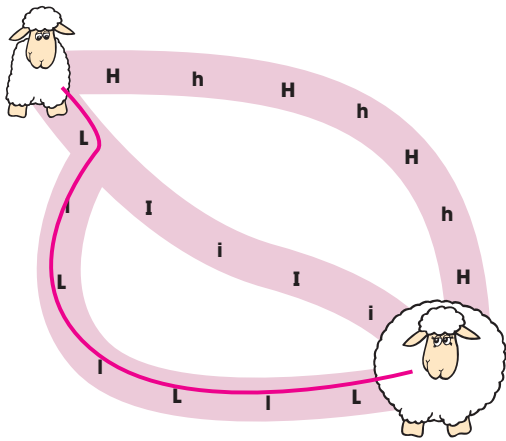
NAME _____

Lesson 1 The Letters I, L, T, K

Say the letter **L**. Trace it. Write it on the line.

L L L L L L L L L L

Follow the letters **L** and **I** to help the lamb find its mom.



Spectrum Spelling Kindergarten
Lesson 1 The Letters I, L, T, K
7

7

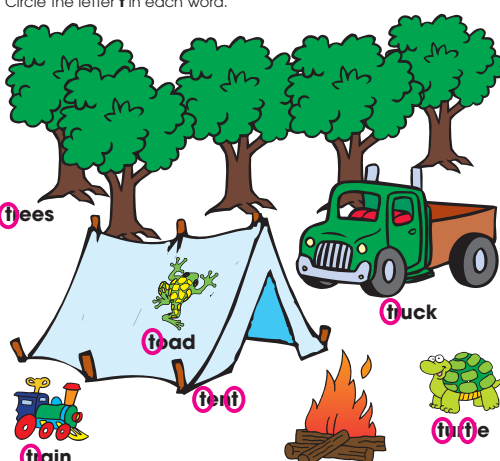
NAME _____

Lesson 1 The Letters I, L, T, K

Say the letter **T**. Trace it. Write it on the line.

T T T T T T T T T T

Circle the letter **t** in each word.



trees **t**ent **t**rain **t**ruck **t**urtle

Spectrum Spelling Kindergarten
Lesson 1 The Letters I, L, T, K
8

8


NAME _____

Lesson 1 The Letters I, L, T, K

Say the letter **K**. Trace it. Write it on the line.

K K K K K K K K K K

Color the kites with a capital **K** orange. Color the kites with a lowercase **k** blue.



Spectrum Spelling Kindergarten
Lesson 1 The Letters I, L, T, K
9

9

Answer Key

NAME _____

Lesson 2 The Letters **Y, Z, V, W, X**

Say the letter **Y**. Trace it. Write it on the line.

Yy Yy Yy Yy Yy Yy

Say the letter **Z**. Trace it. Write it on the line.

Zz Zz Zz Zz Zz Zz

Find the hidden picture. Color the spaces with **Yy** or **Zz**.

Spectrum Spelling Kindergarten Lesson 2
The Letters **Y, Z, V, W, X**

10

10

NAME _____

Lesson 2 The Letters **Y, Z, V, W, X**

Say the letter **V**. Trace it. Write it on the line.

Vv Vv Vv Vv Vv Vv

Write a capital **V** on the yellow vans. Write a lowercase **v** on the green vans.

Spectrum Spelling Kindergarten Lesson 2
The Letters **Y, Z, V, W, X**

11

11

NAME _____

Lesson 2 The Letters **Y, Z, V, W, X**

Say the letter **W**. Trace it. Write it on the line.

Ww Ww Ww Ww Ww Ww

Say each word. Write the missing letter **w** on the line.

wig worm

whale web

wing watch

Spectrum Spelling Kindergarten Lesson 2
The Letters **Y, Z, V, W, X**

12

12

NAME _____

Lesson 2 The Letters **Y, Z, V, W, X**

Say the letter **X**. Trace it. Write it on the line.

Xx Xx Xx Xx Xx Xx

Circle the letter **x** in each word.

fox	ax
6	box
six	cx
Xray	cx

Spectrum Spelling Kindergarten Lesson 2
The Letters **Y, Z, V, W, X**

13

13

Answer Key

NAME _____

Lesson 3 The Letters **O, C, U, S**

Say the letter **O**. Trace it. Write it on the line.

Oo Oo Oo Oo Oo

Find the hidden picture. Color the spaces with **O** or **o**.

Spectrum Spelling Kindergarten Lesson 3
The Letters **O, C, U, S**

14

14

NAME _____

Lesson 3 The Letters **O, C, U, S**

Say the letter **C**. Trace it. Write it on the line.

Cc Cc Cc Cc Cc

Say each word. Write the missing letter **c** on the line.

c up

c ow

c ap

c at

c ast

c ut

Spectrum Spelling Kindergarten Lesson 3
The Letters **O, C, U, S**

15

15

NAME _____

Lesson 3 The Letters **O, C, U, S**

Say the letter **U**. Trace it. Write it on the line.

Uu Uu Uu Uu Uu

Follow the letters **U** and **u** to help the girl find her umbrella.

Spectrum Spelling Kindergarten Lesson 3
The Letters **O, C, U, S**

16

16

NAME _____

Lesson 3 The Letters **O, C, U, S**

Say the letter **S**. Trace it. Write it on the line.

Ss Ss Ss Ss Ss

Circle the letter **s** in each word.

sun swing slide sand snail skirt

Spectrum Spelling Kindergarten Lesson 3
The Letters **O, C, U, S**

17

17

Answer Key

NAME _____

Review Lessons 1-3

Say each picture name. Draw a line between the pictures that start with the same letter.

igloo van
lamp yo-yo
kite ice cream
vase snake
yak key
sun log

Spectrum Spelling Kindergarten 18 Review Lessons 1-3

18

NAME _____

Review Lessons 1-3

Say each picture name. Circle the letter that it begins with. Write the letter on the line.

zebra h z
clock w v
cow a o
tree f h
phone x
umbrella m u
cloud d c

Spectrum Spelling Kindergarten 19 Review Lessons 1-3

19

NAME _____

Lesson 4 The Letters J, G, P, B

Say the letter J. Trace it. Write it on the line.

Jj Jj Jj Jj Jj

Color the jam jars with a capital J red. Color the jam jars with a lowercase j purple.

J j J j J j J j J j J j

Spectrum Spelling Kindergarten 20 Lesson 4 The Letters J, G, P, B

20

NAME _____

Lesson 4 The Letters J, G, P, B

Say the letter G. Trace it. Write it on the line.

Gg Gg Gg Gg Gg

Say each word. Write the missing letter g on the line.

grass g_rass
goat g_oat
girl g_irl
gum g_um
gas g_as
gate g_ate

Spectrum Spelling Kindergarten 21 Lesson 4 The Letters J, G, P, B

21

Answer Key

NAME _____

Lesson 4 The Letters J, G, P, B

Say the letter **P**. Trace it. Write it on the line.

Pp Pp Pp Pp Pp

Follow the letters **P** and **p** to help the pig get back to the barn.

Spectrum Spelling Kindergarten 22 Lesson 4 The Letters J, G, P, B

22







NAME _____

Lesson 4 The Letters J, G, P, B

Say the letter **B**. Trace it. Write it on the line.

Bb Bb Bb Bb Bb

Circle the letter **b** in each word.

 b us	 b oots
 b ell	 b ook
 b at	 b ug

Spectrum Spelling Kindergarten 23 Lesson 4 The Letters J, G, P, B

23

NAME _____

Lesson 5 The Letters D, H, M, N, A

Say the letter **D**. Trace it. Write it on the line.

Dd Dd Dd Dd Dd

Say the letter **H**. Trace it. Write it on the line.

Hh Hh Hh Hh Hh

Find the hidden picture. Color the spaces with **Dd** or **Hh**.

Spectrum Spelling Kindergarten 24 Lesson 5 The Letters D, H, M, N, A

24







NAME _____

Lesson 5 The Letters D, H, M, N, A

Say the letter **M**. Trace it. Write it on the line.

Mm Mm Mm Mm

Say each word. Write the missing letter **m** on the line.

 m ap	 m oon
 m ouse	 m op
 m ilk	 m an

Spectrum Spelling Kindergarten 25 Lesson 5 The Letters D, H, M, N, A

25

Answer Key

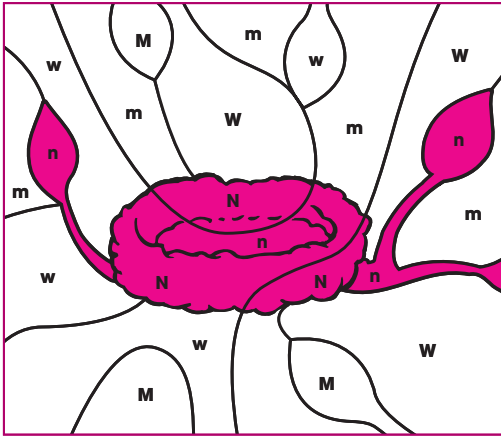
NAME _____

Lesson 5 The Letters **D, H, M, N, A**

Say the letter **N**. Trace it. Write it on the line.

Nn Nn Nn Nn Nn

Find the hidden picture. Color the spaces with **N** or **n**.



Spectrum Spelling Kindergarten 26

Lesson 5 The Letters **D, H, M, N, A**

26


NAME _____

Lesson 5 The Letters **D, H, M, N, A**

Say the letter **A**. Trace it. Write it on the line.

Aa Aa Aa Aa Aa

Color the apples with a capital **A** red. Color the apples with a lowercase **a** green.



Spectrum Spelling Kindergarten 27

Lesson 5 The Letters **D, H, M, N, A**

27







NAME _____

Lesson 6 The Letters **E, Q, R, F**

Say the letter **E**. Trace it. Write it on the line.

Ee Ee Ee Ee Ee

Circle the letter **e** in each word.

 egg	 ear
 hen	 bed
 sled	 eat

Spectrum Spelling Kindergarten 28

Lesson 6 The Letters **E, Q, R, F**

28


NAME _____

Lesson 6 The Letters **E, Q, R, F**

Say the letter **Q**. Trace it. Write it on the line.

Qq Qq Qq Qq

Follow the letters **Q** and **q** to help the queen find her quilt.



Spectrum Spelling Kindergarten 29

Lesson 6 The Letters **E, Q, R, F**

29

Answer Key







NAME _____

Lesson 6 The Letters **E, Q, R, F**

Say the letter **R**. Trace it. Write it on the line.

Rr Rr Rr Rr Rr

Say each word. Write the missing letter **r** on the line.

 _ r _ ing	 _ r _ ope
 _ r _ ose	 _ r _ ug
 _ r _ ake	 _ r _ at

Spectrum Spelling Kindergarten 30 Lesson 6 The Letters **E, Q, R, F**

30







NAME _____

Lesson 6 The Letters **E, Q, R, F**

Say the letter **F**. Trace it. Write it on the line.

Ff Ff Ff Ff Ff

Circle the letter **f** in each word.

 f ish	 f an
 f oot	 f rog
 f y	 f ork









Spectrum Spelling Kindergarten 31 Lesson 6 The Letters **E, Q, R, F**

31

NAME _____

Review Lessons 4-6

Say each picture name. Write the missing letter on the line.

 quee _ n	 _ f _ ox
 _ a _ nt	 _ g _ oat
 _ d _ og	 cra _ b
 _ m _ ouse	 _ h _ en













Spectrum Spelling Kindergarten 32 Review Lessons 4-6

32

NAME _____

Review Lessons 4-6

Say each picture name. Draw a line between the pictures that start with the same letter.

 jam	 elephant
 piano	 red
 house	 pan
 net	 jar
 egg	 nine
 rake	 hill

Spectrum Spelling Kindergarten 33 Review Lessons 4-6

33

Answer Key

NAME _____

Lesson 7 Beginning Sounds /t/, /m/, /s/

Circle the words in each row that start with /m/, like **mouse**.

mat nose milk bike

Circle the words in each row that start with /t/, like **tiger**.

pot hug top tent

Circle the words in each row that start with /s/, like **sun**.

sad zebra car soap

Spectrum Spelling Kindergarten Lesson 7
Beginning Sounds /t/, /m/, /s/

34

NAME _____

Lesson 7 Beginning Sounds /t/, /m/, /s/

Say the name of each picture. Match the pictures that start with the same sound.

moon nest map

top tent sock

soap candle sand

Spectrum Spelling Kindergarten Lesson 7
Beginning Sounds /t/, /m/, /s/

35

NAME _____

Lesson 8 Beginning Sounds /j/, /k/, /d/, /f/

Say the name of each picture. Fill in the missing letter for each word.

feather

jam

dog

cat

fan

Spectrum Spelling Kindergarten Lesson 8
Beginning Sounds /j/, /k/, /d/, /f/

36

NAME _____

Lesson 8 Beginning Sounds /j/, /k/, /d/, /f/

Circle the pictures in each row with the same beginning sound. Write the letter for the sound.

f

j

d

d

c

Spectrum Spelling Kindergarten Lesson 8
Beginning Sounds /j/, /k/, /d/, /f/

37

Answer Key

NAME _____

Review Lessons 7-8

Circle the words in each row that start with /k/, like **kite**.
Write the letter **k** on the line.

king hit ten key k

Circle the words in each row that start with /d/, like **dog**.
Write the letter **d** on the line.

bed dam can doll d

Circle the words in each row that start with /t/, like **turtle**.
Write the letter **t** on the line.

juice hug top train t

Spectrum Spelling Kindergarten 38 Review Lessons 7-8

38

NAME _____

Review Lessons 7-8

Say each picture name. Circle the letter for the beginning sound.
Write the letter on the line.

tiger t h t

fan f f f

sun s c s

moon w m m

jet y j j

Spectrum Spelling Kindergarten 39 Review Lessons 7-8

39

NAME _____

Lesson 9 Beginning Sounds /g/, /n/, /w/

Circle the words in each row that start with /w/, like **worm**.

window mask web violin

Circle the words in each row that start with /n/, like **nine**.

mine nice us net 9

Circle the words in each row that start with /g/, like **gate**.

queen gum game yes

Spectrum Spelling Kindergarten 40 Lesson 9 Beginning Sounds /g/, /n/, /w/

40

NAME _____

Lesson 9 Beginning Sounds /g/, /n/, /w/

Color the pictures in each row with the same beginning sound. Write the letter for the sound.

w window clock worm w

n nest whisk broom n

g ghost game girl g

Spectrum Spelling Kindergarten 41 Lesson 9 Beginning Sounds /g/, /n/, /w/


41


Answer Key


NAME _____


Lesson 10 Beginning Sounds /b/, /h/, /p/


Say the name of each picture. Fill in the missing letter for each word.

 bug

 hat

 pumpkin

 boy

 pail



Spectrum Spelling Kindergarten 42 Lesson 10 Beginning Sounds /b/, /h/, /p/


42



NAME _____


Lesson 10 Beginning Sounds /b/, /h/, /p/



Say the name of each picture. Match the pictures that start with the same sound.

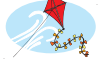
 **bus**  **hill**

 **bird**

 **hammer**  **box**

 **hand**

 **piano**  **penguin**

 **kite**

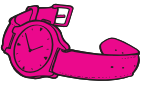



Spectrum Spelling Kindergarten 43 Lesson 10 Beginning Sounds /b/, /h/, /p/

43





NAME _____

Review Lessons 9-10





Color each picture that starts with the /w/ sound.





Color each picture that starts with the /p/ sound.

Color each picture that starts with the /b/ sound.

Color each picture that starts with the /g/ sound.


Spectrum Spelling Kindergarten 44 Review Lessons 9-10


44


NAME _____


Review Lessons 9-10


Say the name of each picture. Fill in the missing letter for each word.

 nose

 hat

 pot

 web

 goose

Spectrum Spelling Kindergarten 45 Review Lessons 9-10





45





Answer Key





NAME _____

Lesson 11 Beginning Sounds /t/, /k/, /l/

Circle the pictures in each row with the same beginning sound. Write the letter for the sound.



Spectrum Spelling Kindergarten 46 Lesson 11 Beginning Sounds /t/, /k/, /l/



46



NAME _____



Lesson 11 Beginning Sounds /t/, /k/, /l/



Say the name of each picture. Fill in the missing letter for each word.


 og


 ite


 ing


 emon


 ug




Spectrum Spelling Kindergarten 47 Lesson 11 Beginning Sounds /t/, /k/, /l/




47




NAME _____

Lesson 12 Beginning Sounds /v/, /y/, /z/

Say the name of each picture. Match the pictures that start with the same sound.


Spectrum Spelling Kindergarten 48 Lesson 12 Beginning Sounds /v/, /y/, /z/

48

NAME _____


Lesson 12 Beginning Sounds /v/, /y/, /z/

Circle the words in each row that start with /z/, like zoo.




fun **zebra** sat **zip**

Circle the words in each row that start with /v/, like van.



vet up worm **vase**

Circle the words in each row that start with /y/, like yo-yo.



yellow wet **yak** **yes**

Spectrum Spelling Kindergarten 49 Lesson 12 Beginning Sounds /v/, /y/, /z/

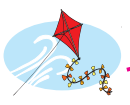
49

Answer Key


NAME _____

Review Lessons 11-12


Say the name of each picture. Match the pictures that start with the same sound.




kite




king




house




penguin




ring




rope



lemon



tent



leaf

Review
Lessons 11-12

Spectrum Spelling
Kindergarten


50


NAME _____


Review Lessons 11-12


Say each picture name. Write the letter for the beginning sound. Choose from the letters in the box.


r v y z














Review
Lessons 11-12





Spectrum Spelling
Kindergarten

51





NAME _____

Lesson 13 Ending Sounds /d/, /t/, /m/





Color each picture that ends with the /d/ sound.

Color each picture that ends with the /t/ sound.

Color each picture that ends with the /m/ sound.

Lesson 13
Ending Sounds /d/, /t/, /m/







Spectrum Spelling
Kindergarten

52

NAME _____

Lesson 13 Ending Sounds /d/, /t/, /m/

Say the name of each picture. Fill in the missing letter for each word.

 an <u>t</u>	 swi <u>m</u>
 re <u>d</u>	 boo <u>t</u>
 dru <u>m</u>	 clou <u>d</u>

Lesson 13
Ending Sounds /d/, /t/, /m/

Spectrum Spelling
Kindergarten

53

Answer Key

NAME _____

Lesson 14 Ending Sounds /s/, /g/, /b/

Circle the words in each row that end with /s/, like **gas**.

sock ship **grass** **mess**

Circle the words in each row that end with /g/, like **leg**.

egg lick **flag** play

Circle the words in each row that end with /b/, like **crab**.

map **tub** **crib** hat




Spectrum Spelling Kindergarten 54 Lesson 14 Ending Sounds /s/, /g/, /b/




54




NAME _____

Lesson 14 Ending Sounds /s/, /g/, /b/

Circle the pictures in each row with the same ending sound. Write the letter for the sound.

   **b**

   **s**

   **g**


Spectrum Spelling Kindergarten Lesson 14 Ending Sounds /s/, /g/, /b/ 55


55


NAME _____


Lesson 15 Ending Sounds /p/, /n/, /x/


Say the name of each picture. Fill in the missing letter for each word.


 cla **p**

 fo **x**

 spoo **n**

 sou **p**

 si **x**

 quee **n**




Spectrum Spelling Kindergarten Lesson 15 Ending Sounds /p/, /n/, /x/ 56

56



NAME _____

Lesson 15 Ending Sounds /p/, /n/, /x/



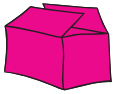
Color each picture that ends with the /p/ sound.

Color each picture that ends with the /n/ sound.

 **10** 

Color each picture that ends with the /x/ sound.

Spectrum Spelling Kindergarten Lesson 15 Ending Sounds /p/, /n/, /x/ 57










57

Answer Key

NAME _____

Review Lessons 13-15

Say the name of each picture. Match the pictures that end with the same sound.

	sled	
bread	bib	
	flag	
bat	boot	
	box	
dress	grass	

Spectrum Spelling Kindergarten 58

Review Lessons 13-15







58

NAME _____

Review Lessons 13-15

Say the name of each picture. Fill in the missing letter for each word. Choose from the letters in the box.

m x p g b n

	
cu <u>p</u>	eg <u>g</u>
	
o <u>x</u>	lio <u>n</u>
	
tu <u>b</u>	broo <u>m</u>

Spectrum Spelling Kindergarten 59

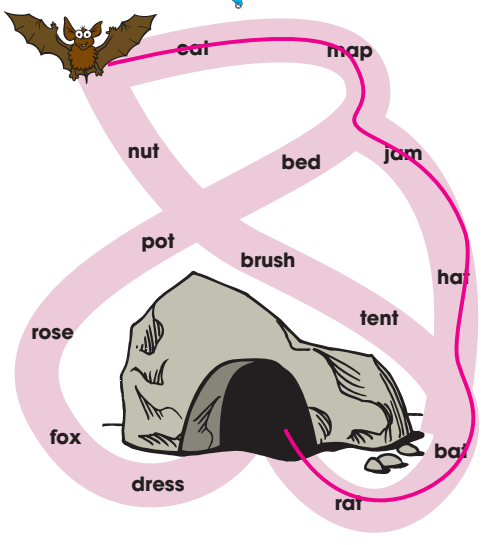
Review Lessons 13-15

59

NAME _____

Lesson 16 The Short a Sound

Help the bat find its cave. Follow the words that have the short a sound, like you hear in **pan**.



Spectrum Spelling Kindergarten 60







Lesson 16 The Short a Sound

60

NAME _____

Lesson 16 The Short a Sound

Say the name of each picture. Fill in the missing letter for each word.

	
h <u>a</u> t	l <u>a</u> mp
	
c <u>a</u> p	p <u>a</u> n
	
b <u>a</u> g	f <u>a</u> n

Spectrum Spelling Kindergarten 61


Lesson 16 The Short a Sound


61


Answer Key


NAME _____


Lesson 17 The Short e Sound


Say the name of each picture. Circle the pictures that have the short e sound, like you hear in **dress** .

































Spectrum Spelling Kindergarten 62


Lesson 17 The Short e Sound


62


NAME _____


Lesson 17 The Short e Sound


Draw a line to match the pictures to the words. In each word, circle the short e sound, like you hear in **egg** .














shell

ten

rest

bed

desk

bell

Spectrum Spelling Kindergarten 63


Lesson 17 The Short e Sound


63


NAME _____


Review Lessons 16-17


Say each picture name. Circle the pictures that have the short e sound, like you hear in **ten** **10**.

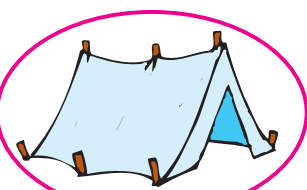
Cross out the pictures that have the short a sound, like you hear in **pan** .





















Spectrum Spelling Kindergarten 64


Review Lessons 16-17


64


NAME _____


Review Lessons 16-17


Say each picture name. Circle the vowel sound you hear in each word. Circle **a** for the sound you hear in **apple** .


Circle **e** for the sound you hear in **hen** .














Spectrum Spelling Kindergarten 65


Review Lessons 16-17




65


Answer Key

NAME _____


Lesson 18 The Short i Sound




Say the name of each picture. Color the pictures that have the short i sound, like you hear in **pink** .



short i



Lesson 18
The Short i Sound


Spectrum Spelling
Kindergarten


66

66

NAME _____

Lesson 18 The Short i Sound

Help the girl find her missing mitten. Follow the words with the short i sound, like you hear in **fish** .



pin

bib

six

w/g

lip

mop

egg

fan

kick

clock

ring

pink

up

ant

sled

jam

bug

Lesson 18
The Short i Sound


Spectrum Spelling
Kindergarten







67

67

NAME _____

Lesson 19 The Short o Sound

Draw a line to match the pictures to the words. In each word, circle the short o sound, like you hear in **log** .

stop

mop

ox

ock

fog

clock

Lesson 19
The Short o Sound

Spectrum Spelling
Kindergarten







68

68

NAME _____

Lesson 19 The Short o Sound

Say the name of each picture. Fill in the missing letter for each word.

 t o p	 h o t
 b o x	 s o ck
 p o p	 bl o cks

Lesson 19
The Short o Sound

Spectrum Spelling
Kindergarten


69





69




Answer Key




NAME _____

Lesson 20 The Short u Sound

Say the name of each picture. Circle the pictures in each row that have the short **u** sound, like you hear in **cup** .


   




Spectrum Spelling Kindergarten 70 Lesson 20 The Short u Sound 71




70





NAME _____

Lesson 20 The Short u Sound

Say the name of each picture. Color the pictures that have the short **u** sound, like you hear in **nut** .


   





Spectrum Spelling Kindergarten Lesson 20 The Short u Sound 71


71





NAME _____


Review Lessons 18-20





Say the name of each picture. Circle the pictures in each row that have the short **i** sound, like you hear in **pin** .

Say the name of each picture. Circle the pictures in each row that have the short **o** sound, like you hear in **lock** .

Say the name of each picture. Circle the pictures in each row that have the short **u** sound, like you hear in **bug** .



Spectrum Spelling Kindergarten 72 Review Lessons 18-20 73



72



NAME _____

Review Lessons 18-20

Say the name of each picture. Fill in the missing letter for each word.

 
nut fox

 
sun ship

 
clock crib


Spectrum Spelling Kindergarten Review Lessons 18-20 73


73

Answer Key

NAME _____

Lesson 21 Rhyming Words

Color the pictures that rhyme with **bat** .





Spectrum Spelling Kindergarten 74

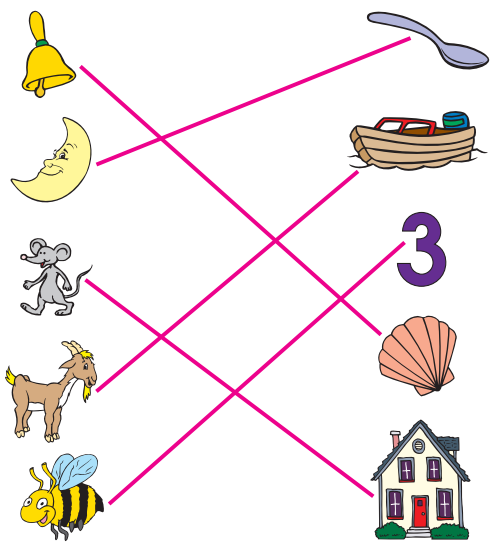
Lesson 21 Rhyming Words

74

NAME _____

Lesson 21 Rhyming Words

Draw a line between the rhyming pictures, like **pig**  and **wig** .



Spectrum Spelling Kindergarten 75













Lesson 21 Rhyming Words

75

NAME _____

Lesson 21 Rhyming Words

Circle the pictures in each row that rhyme with the first picture.

Spectrum Spelling Kindergarten 76




Lesson 21 Rhyming Words

76

NAME _____

Lesson 21 Rhyming Words

Fill in the missing letters for each pair of rhymes.

clock 	l <u>o</u> c k 
frog 	d <u>o</u> g 
top 	m <u>o</u> p 
box 	f <u>o</u> x 
snow 	b <u>o</u> w 

Spectrum Spelling Kindergarten 77

Lesson 21 Rhyming Words


77

Answer Key


NAME _____


Review Lesson 21

Say each picture name. In the box, draw a picture of a rhyming word.




Possible answer:







Possible answer:




Answers will vary.



Possible answer:





Possible answer:

Spectrum Spelling Kindergarten 78

Review Lesson 21

78


NAME _____

Review Lesson 21


Finish each rhyme. Use the words in the box.

red truck box pig


a duck truck




a pig wig



a fox box



a red bed



Spectrum Spelling Kindergarten

Review Lesson 21 79

79

NAME _____

Lesson 22 Color Words

Draw a line to match the word with the color.

red

orange

yellow









blue

green

pink

white

black

Spectrum Spelling Kindergarten 80









Lesson 22 Color Words

80

NAME _____

Lesson 22 Color Words

Color each balloon to match the color name.

Spectrum Spelling Kindergarten

Lesson 22 Color Words 81

81

Answer Key

NAME _____

Lesson 23 Number Words

Trace the number word. Write it on the line. Then, match the number word to the correct group of animals.

one one

two two

three three

four four

five five

Spectrum Spelling Kindergarten 82

Lesson 23 Number Words

82

NAME _____

Lesson 23 Number Words

Trace the number word. Write it on the line. Then, match the number word to the correct group of animals.

six six

seven seven

eight eight

nine nine

ten ten

Spectrum Spelling Kindergarten 83

Lesson 23 Number Words

83

NAME _____

Lesson 24 Body Words

Fill in the missing letters in the body words. Use the words in the box to help you.

head hand foot arm leg chest

h e a d

c h e s t

h a n d

f o o t

a r m

l e g

Spectrum Spelling Kindergarten 84

Lesson 24 Body Words

84

NAME _____

Lesson 24 Body Words

Circle the word that matches each picture.

ant ear

eye elephant

mug mouth

nose nest

chin pin

pan hair

Spectrum Spelling Kindergarten 85

Lesson 24 Body Words

85

Answer Key

NAME _____

Review Lessons 22–24

Help the bear find his pot of honey. Follow the number words through the maze. Use the words in the box to help you.

1 one	2 two	3 three	4 four	5 five
6 six	7 seven	8 eight	9 nine	10 ten

Spectrum Spelling Kindergarten 86

Review Lessons 22–24

86

NAME _____

Review Lessons 22–24

Trace the body word or color word. Write it on the line. Then, match it to its picture.

pink pink

nose nose

green green

black black

hand hand

Spectrum Spelling Kindergarten

Review Lessons 22–24 87

87

NAME _____

Lesson 25 Food Words

Fill in the missing letters in the food words. Use the words in the box to help you.

apple	juice	milk	bread	peas	soup
-------	-------	------	-------	------	------

milk

bread

juice

apple

peas

soup

Spectrum Spelling Kindergarten 88

Lesson 25 Food Words

88

NAME _____

Lesson 25 Food Words

Draw a line from each word to the food it matches.

milk apple soup peas bread juice

Spectrum Spelling Kindergarten

Lesson 25 Food Words 89

89







Answer Key

NAME _____

Lesson 26 School Words

Fill in the missing letters in the school words. Use the words in the box to help you.

pen	paper	book	desk	write	read
-----	-------	------	------	-------	------

 p en	 pap e r
 bo o k	 d esk
 w rite	 rea d







Spectrum Spelling Kindergarten 90 Lesson 26 School Words

90

NAME _____

Lesson 26 School Words

Circle the word that matches each picture.

	pot	pen
	paper	plug
	desk	dog
	bug	book
	rock	read
	write	wig





Spectrum Spelling Kindergarten 91 Lesson 26 School Words

91

NAME _____

Lesson 27 Season Words

Trace the name of each season. Write it on the line. Then, color the picture.

spring spring 	summer summer 
autumn autumn 	winter winter 

Spectrum Spelling Kindergarten 92 Lesson 27 Season Words





92

NAME _____

Lesson 27 Season Words

Draw a line to match each picture to the season. Fill in the missing letter in each season. Use the words in the box to help you.

spring	winter	summer	autumn
--------	--------	--------	--------

	s p ring
	au t umn
	win t er
	sum m er

Spectrum Spelling Kindergarten 93 Lesson 27 Season Words

93

Answer Key

NAME _____

Review Lessons 25–27

Choose a season from the box. Draw a picture of that season. Write the season word on the line.

 **spring**  **winter**  **summer**  **autumn**

Answers will vary.

Label should match drawing.




Spectrum Spelling Kindergarten Review Lessons 25–27

94




NAME _____

Review Lessons 25–27

The letters in the food words are in the wrong order. Say each picture name. Then, write the correct word on the line.

	sopu	_____	soup
	mikl	_____	milk
	pepla	_____	apple

The letters in the school words are in the wrong order. Say each picture name. Then, write the correct word on the line.

	nep	_____	pen
	boko	_____	book
	dear	_____	read

Spectrum Spelling Kindergarten Review Lessons 25–27

95

NAME _____

Writing Practice

Use this page to practice writing some words that tell about you.

What is your name? _____

How old are you? _____

What _____

Answers will vary.

Do you have a pet? _____

What is your favorite season? _____

Spectrum Spelling Kindergarten Writing Practice

97

Notes

Notes

Notes

Stop the summer slide. Start Summer Bridge Activities®.


You've probably heard of "summer learning loss," or the "summer slide." Studies have shown that children can *lose up to 2.5 months of learning* over the summer. But did you know that summer learning loss could have a cumulative effect with a long-term impact on children's skills and success?

Summer Bridge Activities® are an easy, effective, and fun way to keep your child's mind sharp all summer long.

Inside each book you'll find:

- ✱ Essential math, language arts, reading, social studies, science, and character development skills
- ✱ Encouraging stickers and certificates to keep kids motivated
- ✱ Outdoor fitness activities to keep them moving
- ✱ Free access to the **Summer Bridge Activities®** online companion site

With **Summer Bridge Activities®**, your child will be on track for a terrific school year, and beyond. That's why we say; ***just 15 minutes a day goes a long way!***



Newly updated, **Summer Bridge Activities®** books align to state learning standards.

carsondellosa.com/summerbridge

Spelling

SPECTRUM®










Supporting your child's educational journey every step of the way.

Spectrum® provides specific support in the skills and standards that your child is learning in today's classroom.

- Comprehensive, grade-specific titles to prepare for the year ahead
- Subject-specific practice to reinforce classroom learning
- Skill-specific titles to enrich and enhance educational concepts
- Test preparation titles to support test-taking skills

No matter your need, *Spectrum* is with you every step of the way.

Spectrum is available in these titles for kindergarten success:



carsondellosa.com